

Avec ce tutoriel, vous pourrez modifier votre profil.

Allez sur <http://www.etwinning.net>

Cliquez sur "Login" en haut à droite

Ecrivez votre nom et votre mot de passe

cliquez sur "Twinspace"

Cerca in eTwinning

Benvenuto Alessia Grandi

[Twinspace](#) [Logout](#)

Non sei registrato? [Iscriviti ora](#)

Entra nella Community

[Iscriviti](#)

[Perché registrarsi](#)

eTwinning in breve

### Esplora

Primi passi in eTwinning

Scopri tutti i vantaggi per gli iscritti e parti col piede giusto



Entra in eTwinning e...

### Socializza

Contatta altri insegnanti

Vuoi conoscere nuovi colleghi in Europa?



### Collabora

Trova l'ispirazione

Condividi idee, collabora e partecipa a progetti



### Innova

Svilupa nuove competenze

Partecipa a workshop ed eventi e scopri di più sui Premi eTwinning



Ultime novità



Dicono di eTwinning

Supporto / Assistenza


Cliquez 2 fois sur votre nom

The screenshot shows the user profile page for 'Alessia Grandi'. At the top, there is a navigation bar with links for HOME, PAGES, MATERIALS, FORUMS, LIVE, and MEMBERS. The main header area includes the user's name 'Alessia Grandi', a 'Welcome' message, and a profile picture icon. Below this, there is a section titled 'CLIL/EMILE in francese' with a red heart icon and a brief description of a project. A 'Read more' link is provided. The page is divided into three main content areas: 'Pages' (listing descriptions of games), 'Images' (with an 'ADD IMAGES' button), and 'Videos' (with an 'ADD VIDEOS' button). A 'Project Journal' section is also visible. At the bottom, there are links for 'DISCLAIMER' and 'SUPPORT'.

Cliquez sur "modifier le profil du twinspace"

The screenshot shows the 'Profil' page for 'Alessia Grandi'. The page header includes 'Profil > Alessia Grandi'. On the left, there is a profile picture icon. The main content area features the title 'Profil' and the user's name 'Alessia Grandi' with the last connection date '(Dernière connexion: 06.11.2015)'. There are two main action buttons: 'Modifier le profil du TwinSpace' and 'Mes TwinSpaces'. On the right, there is a 'Bienvenue Alessia Grandi' message and a profile picture icon. Below the profile information, there is a message box with the text 'Laissez un message à Alessia Grandi' and a text input field with a 'Taper ici' placeholder and an 'Envoyer' button. At the bottom, there is a 'DÉCLARATION DE NON-RESPONSABILITÉ' link.


Vous pouvez mettre une photo et écrire votre description.



# Profil

Alessia Grandi

Bienvenue  
**Alessia Grandi**



## Editer le profil

### Général

Prénom \* Alessia


Nom \* Grandi

Langue d'affichage

Description (Pas plus de 100 mots)

### Photo

(Le téléchargement d'une nouvelle photo remplacera la précédente une fois que vous aurez cliqué sur « sauvegarder »)



**TÉLÉCHARGER  
UNE IMAGE**  
[Parcourir pour  
télécharger](#)

**Sauvegarder** **Annuler**