


OUR FIELD TRIPS WORKSHEETS:

 **SCHOOL MUSEUMS SPEAK LOUDER THAN WORDS**

Name: Tomas Sinkovicius Date: 2016-11-27

FIELD TRIP OBSERVATION SHEET

Step 1: Take a look around you and answer these questions:
Does this museum have its own name? If so, what does the name say about the exhibits here?
Yes, it does. It says that the exhibits are from this region's history.

Is there a sign at the entrance? What are some of the things it says?
Yes, there is. It says that all exhibits are connected to the past events that happened in this region.


Step 2: Read one of the museum's labels.
What did you learn from the label that you wouldn't have known just by looking at the exhibit?
I learned the age in which the sword was made and in what battle it was used.

Step 3: Choose one exhibit that interests you and answer these questions about it:
Why did you choose this particular exhibit?
I like swords, so I chose this exhibit.

Have you seen anything like it before? Where?
Yes, I have. I have seen swords like these in various museums.

How would you describe it to a friend?
Old, rusty swords. Some were used attached to guns.

Why do you think it is in a museum?
Because it has a connection with some museum's exhibit.





SCHOOL MUSEUMS SPEAK LOUDER THAN WORDS

Name: Tomas Sinkvičius

Date: 2016-11-24


Step 4: DESCRIPTION

Find words for the exhibit's function, as well as its colours, shape, size.

Used to cut or stab. It was black with brown
rust on it, sharp and slim, and long


Step 5: SKETCH

Turn away from the exhibit and draw it from memory. Then turn back and fill in the details you might have forgotten.



Exhibits are the things on display in a museum, including artworks.

A **label** is the writing that goes along with an exhibit.



SCHOOL MUSEUMS SPEAK LOUDER THAN WORDS

Name: Daniela Petrukauskaitė

Date: 2016-11-24

FIELD TRIP OBSERVATION SHEET

Step 1: Take a look around you and answer these questions:

Does this museum have its own name? If so, what does the name say about the exhibits here?

Yes, it's Museum of Ethnography.

Is there a sign at the entrance? What are some of the things it says?

Yes, there is a museum name at the entrance.

Step 2: Read one of the museum's labels.

What did you learn from the label that you wouldn't have known just by looking at the exhibit?

That it's been what life was a thousands years ago.

Step 3: Choose one exhibit that interests you and answer these questions about it:

Why did you choose this particular exhibit?

Because, it spreads sounds of a crying boy.

Have you seen anything like it before? Where?

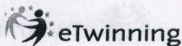
No, I haven't.

How would you describe it to a friend?

It's a young, scared and crying boy, in ^{the} a middle of an ancient room.

Why do you think it is in a museum?

Because, this museum stores a lot of antique things.





SCHOOL MUSEUMS SPEAK LOUDER THAN WORDS

Name: Daniela Petrukanikaitė

Date: 2016-11-24


Step 4: DESCRIPTION

Find words for the exhibit's function, as well as its colours, shape, size.

It's a little, sitting boy's ^{position} shape, with a green t-shirt.


Step 5: SKETCH

Turn away from the exhibit and draw it from memory. Then turn back and fill in the details you might have forgotten.



Exhibits are the things on display in a museum, including artworks.

A **label** is the writing that goes along with an exhibit.



SCHOOL MUSEUMS SPEAK LOUDER THAN WORDS

Name: Aistė Vyniauskaitė

Date: 2016-11-27

FIELD TRIP OBSERVATION SHEET

Step 1: Take a look around you and answer these questions:

Does this museum have its own name? If so, what does the name say about the exhibits here?

Yes, ^{it does} here. Alytus Regional museum. The name says that there are exhibits from Alytus region.

Is there a sign at the entrance? What are some of the things it says?

Yes, there is

Step 2: Read one of the museum's labels.

What did you learn from the label that you wouldn't have known just by looking at the exhibit?

There wasn't so much information in labels, just a title of the exhibit.

Step 3: Choose one exhibit that interests you and answer these questions about it:

Why did you choose this particular exhibit?

I ^{have} chosen ~~painting~~ a painting that shows mother and son among the flames, because I liked it the most.

Have you seen anything like it before? Where?


I have seen it ~~in~~ ^{on} the internet, there are many paintings like this.

How would you describe it to a friend?

There is mother and a little baby. The house is burning. In the painting there are a lot of red colours.

Why do you think it is in a museum?

It shows a part of Alytus history.





SCHOOL MUSEUMS SPEAK LOUDER THAN WORDS

Name: Aisti Nymanen

Date: 2016-11-27

Step 4: DESCRIPTION

Find words for the exhibit's function, as well as its colours, shape, size.

It is quite big, in the painting ^{there are} a lot of red colours.

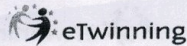
Step 5: SKETCH

Turn away from the exhibit and draw it from memory. Then turn back and fill in the details you might have forgotten.



Exhibits are the things on display in a museum, including artworks.

A **label** is the writing that goes along with an exhibit.



SCHOOL MUSEUMS SPEAK LOUDER THAN WORDS

Name: Baibli Stefan

Date: 24.11.2016

FIELD TRIP OBSERVATION SHEET

Step 1: Take a look around you and answer these questions:

Does this museum have its own name? If so, what does the name say about the exhibits here?

That they're natural.

Is there a sign at the entrance? What are some of the things it says?

No, there isn't.

Step 2: Read one of the museum's labels.

What did you learn from the label that you wouldn't have known just by looking at the exhibit?

I learnt that the arroyo green gland is very evolved.

Step 3: Choose one exhibit that interests you and answer these questions about it:

Why did you choose this particular exhibit?

*Fox
Because I found it interesting.*

Have you seen anything like it before? Where?


Yes, I have. I saw the fox in a forest 2 years ago.

How would you describe it to a friend?

That's a very interesting and fascinating.

Why do you think it is in a museum?

Because people find it cool.



SCHOOL MUSEUMS SPEAK LOUDER THAN WORDS

Name: _____

Date: _____


Step 4: DESCRIPTION

Find words for the exhibit's function, as well as its colours, shape, size.

It's red, small, with 4 legs.

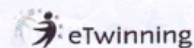
Step 5: SKETCH

Turn away from the exhibit and draw it from memory. Then turn back and fill in the details you might have forgotten.



Exhibits are the things on display in a museum, including artworks.

A **label** is the writing that goes along with an exhibit.



SCHOOL MUSEUMS SPEAK LOUDER THAN WORDS

Name: Nate Edward

Date: 17.11.2016

FIELD TRIP OBSERVATION SHEET

Step 1: Take a look around you and answer these questions:

Does this museum have its own name? If so, what does the name say about the exhibits here?

The museum's name is "Museum de istorie naturala" and the exhibits are about history.

Is there a sign at the entrance? What are some of the things it says?

Yes, it is. The sign says the name of the museum.

Step 2: Read one of the museum's labels.

What did you learn from the label that you wouldn't have known just by looking at the exhibit?

I learned that the African bug can be dangerous.

Step 3: Choose one exhibit that interests you and answer these questions about it:

Why did you choose this particular exhibit?

I chose the African bug because I was very impressed.

Have you seen anything like it before? Where?

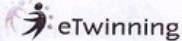
No, I didn't see.

How would you describe it to a friend?

It has 6 legs, one small body and it can be dangerous.

Why do you think it is in a museum?

I think it's in the museum because it's an interesting bug.



SCHOOL MUSEUMS SPEAK LOUDER THAN WORDS

Name: Nate Edward

Date: 25.11.2016

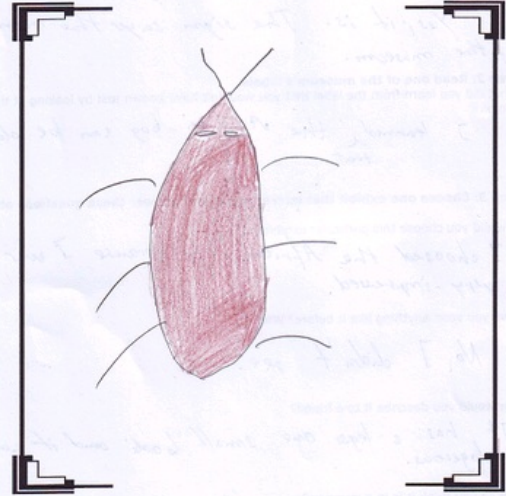
Step 4: DESCRIPTION

Find words for the exhibit's function, as well as its colours, shape, size.

It's from Africa and it's brown

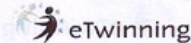
Step 5: SKETCH

Turn away from the exhibit and draw it from memory. Then turn back and fill in the details you might have forgotten.



Exhibits are the things on display in a museum, including artworks.

A label is the writing that goes along with an exhibit.



SCHOOL MUSEUMS SPEAK LOUDER THAN WORDS

Name: Patrick Reardon

Date: 15.11.2016

FIELD TRIP OBSERVATION SHEET

Step 1: Take a look around you and answer these questions:

Does this museum have its own name? If so, what does the name say about the exhibits here?

Natural Sciences museum. The name says about the exhibits that they are part from the nature: animals, insects.

Is there a sign at the entrance? What are some of the things it says?

yes, the sign at the entrance says how old the building is.

Step 2: Read one of the museum's labels.

What did you learn from the label that you wouldn't have known just by looking at the exhibit?

From the labels I learned how old are the birds family on earth while looking at exhibits I could see how they look.

Step 3: Choose one exhibit that interests you and answer these questions about it:

Why did you choose this particular exhibit?

because I chose that exhibit because I'm passionate about birds.

Have you seen anything like it before? Where?

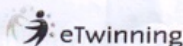
I have seen something similar in Antipia Museum Backstreet.

How would you describe it to a friend?

I would say it's a very large bird which appeared on last dinosaur extinction.

Why do you think it is in a museum?

I believe that this kind is one of interesting ones.



SCHOOL MUSEUMS SPEAK LOUDER THAN WORDS

Name: _____

Date: _____

Step 4: DESCRIPTION

Find words for the exhibit's function, as well as its colours, shape, size.

The colours are natural like in the natural environment. The size is big because the bird is also big.


Step 5: SKETCH

Turn away from the exhibit and draw it from memory. Then turn back and fill in the details you might have forgotten.



Exhibits are the things on display in a museum, including artworks.

A label is the writing that goes along with an exhibit.



SCHOOL MUSEUMS SPEAK LOUDER THAN WORDS

Name: Carolina Lucas

Date: 17.11.2016

FIELD TRIP OBSERVATION SHEET

Step 1: Take a look around you and answer these questions:

Does this museum have its own name? If so, what does the name say about the exhibits here?

Museum's name is "Muséum de istorie naturala" ~~and~~ and the exhibits are ~~about~~ ^{about} History. (Natural History Museum)

Is there a sign at the entrance? What are some of the things it says?

~~(The sign says...)~~ Yes, it is. The sign says the name of the museum.

Step 2: Read one of the museum's labels.

What did you learn from the label that you wouldn't have known just by looking at the exhibit?

I learned that the bear can walk on 2 legs.

Step 3: Choose one exhibit that interests you and answer these questions about it:

Why did you choose this particular exhibit?

I ~~found~~ ^{chose} the bear because I like it and I was very impressed.

Have you seen anything like it before? Where?

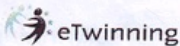
No, I didn't see.

How would you describe it to a friend?

It has 4 legs, one big body and it can be black, brown or white (in Antarctica)

Why do you think it is in a museum?

I think it is in a museum because it's an interesting animal.



SCHOOL MUSEUMS SPEAK LOUDER THAN WORDS

Name: Carolina Lucas

Date: 19.11.2016

Step 4: DESCRIPTION

Find words for the exhibit's function, as well as its colours, shape, size.

It is brown and big. It's covered by fur.

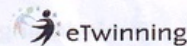
Step 5: SKETCH

Turn away from the exhibit and draw it from memory. Then turn back and fill in the details you might have forgotten.



Exhibits are the things on display in a museum, including artworks.

A label is the writing that goes along with an exhibit.



SCHOOL MUSEUMS SPEAK LOUDER THAN WORDS

Name: Palcu Teodora

Date: 24.11.2016

FIELD TRIP OBSERVATION SHEET

Step 1: Take a look around you and answer these questions:

Does this museum have its own name? If so, what does the name say about the exhibits here?

It's name is "The museum of natural history Sibiu". It's name suggest the evolution of animals and plants on Earth through time.

Is there a sign at the entrance? What are some of the things it says?

Step 2: Read one of the museum's labels.

What did you learn from the label that you wouldn't have known just by looking at the exhibit?

I learn about the place where the parrot lives, it's scientific name and if the specie is in danger.

Step 3: Choose one exhibit that interests you and answer these questions about it:

Why did you choose this particular exhibit?

Because it's very beautiful, colorful and special.

Have you seen anything like it before? Where?


No, I haven't see anything like this.

How would you describe it to a friend?

It's big, colorful, it can fly and it has got long feathers.

Why do you think it is in a museum?

Because his natural environment it's at the rain forest.



SCHOOL MUSEUMS SPEAK LOUDER THAN WORDS

Name: Palcu Teodora

Date: 24.11.2016

Step 4: DESCRIPTION

Find words for the exhibit's function, as well as its colours, shape, size.

big; red, green and blue.

Step 5: SKETCH

Turn away from the exhibit and draw it from memory. Then turn back and fill in the details you might have forgotten.



Exhibits are the things on display in a museum, including artworks.

A label is the writing that goes along with an exhibit.

