

Storyjumper

What's it?

It's a web page which allows you and your students to create collaborative books.

That's why, we've considered it as an excellent tool to create our international and collaborative book of proverbs and sayings.

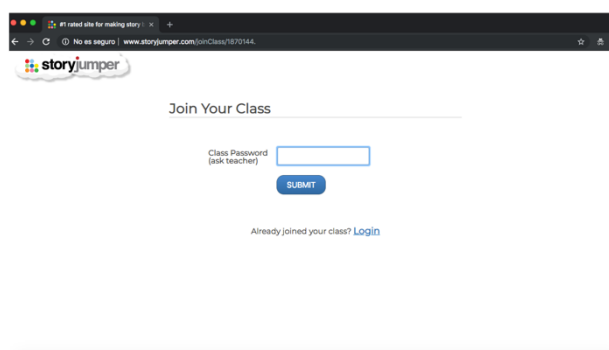
How do I start working on it?

(These are the steps required to work on the book I've already created, If you want to use this web to work with your students the procedure is slightly different)

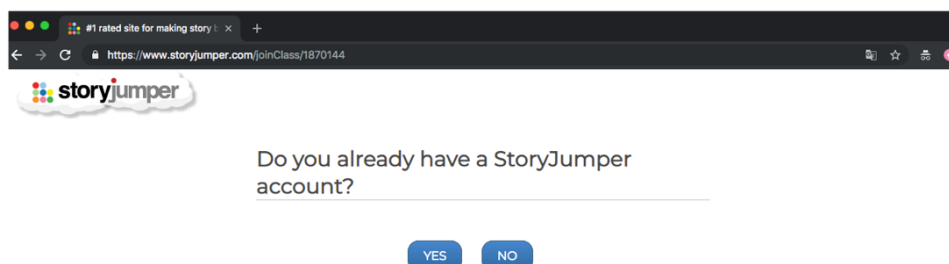
-The first thing you have to do is clicking on the following link:

storyjumper.com/joinClass/1360482

Write the following password: echoset (in lower case)



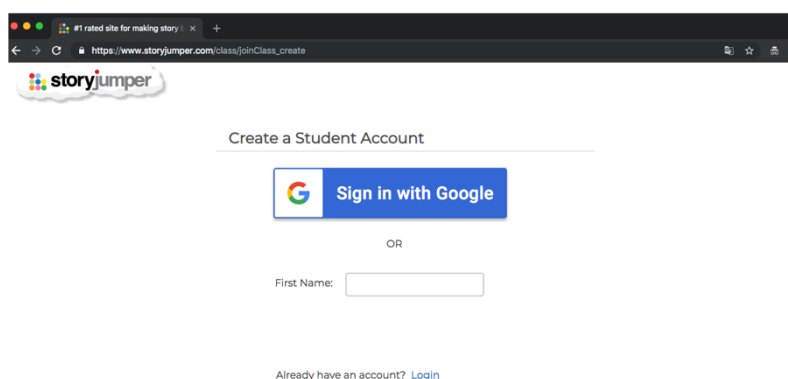
Then, you'll see the following window:



Storyjumper


If you already have an account in storyjumper, log in with your username and password. If your account is a teacher one, there might be a conflict since the link is to be added as a student.

If it is your first time, click NO and fill in the blanks provided.



storyjumper

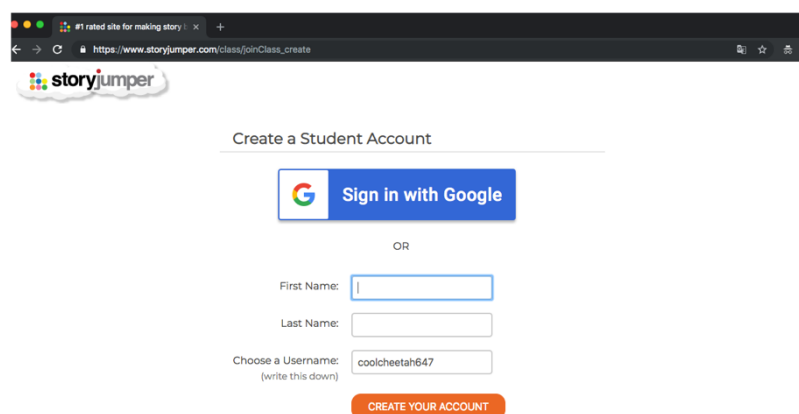
Create a Student Account

 Sign in with Google

OR


First Name:

Already have an account? [Login](#)



storyjumper

Create a Student Account

 Sign in with Google

OR

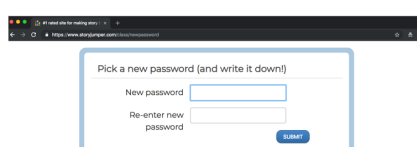
First Name:

Last Name:

Choose a Username:
(write this down)

[CREATE YOUR ACCOUNT](#)

Remember: The username shown is just a suggestion, you can choose your own username if you wish. Moreover, it must be easy to remember for you since you will have to use it every time you want to access the web. Then, introduce a password (use an easy-to-remember one) or write it down somewhere else.



Pick a new password (and write it down!)

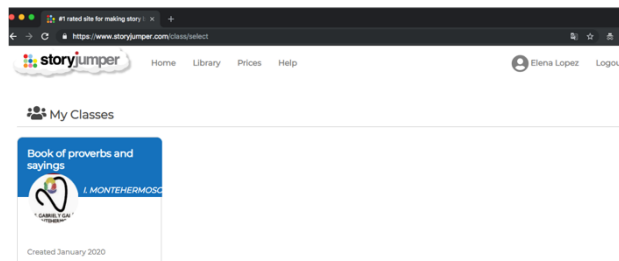
New password

Re-enter new password

[SUMIT](#)

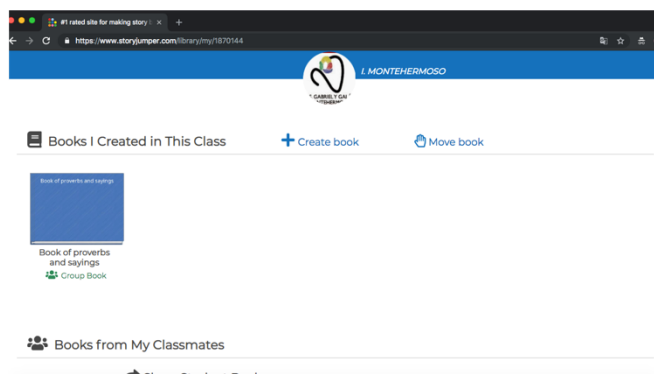
Storyjumper

Having followed these steps, this screen will appear:

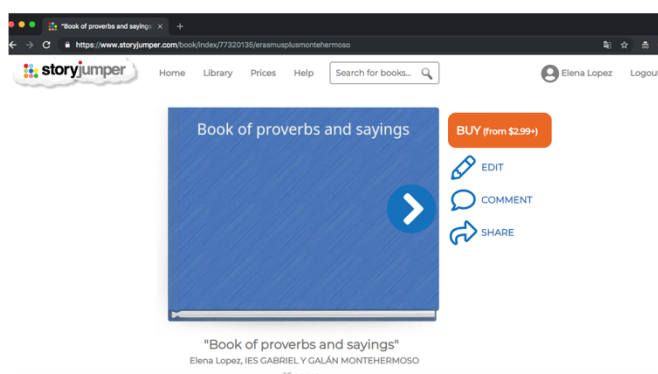


When finished the previous step, let us know erasmusplusmontehermoso@gmail.com since we have to add you as collaborators in our book.

This is the classroom I've create to be all together. Click on it and you'll see the following:

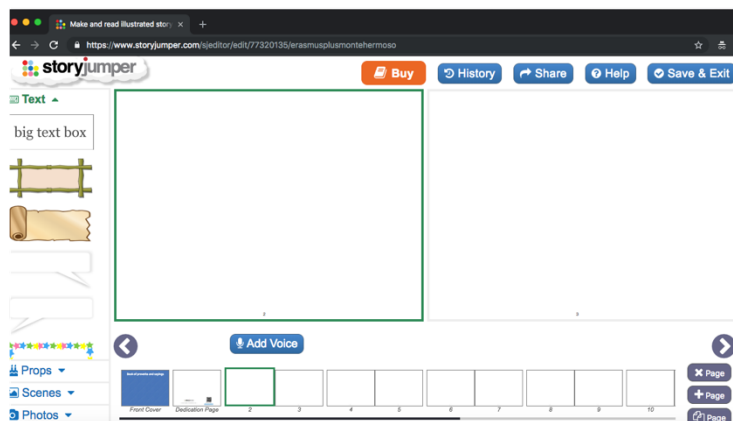


This is our collaborative book. When you enter on it, you can see the book with the progress done up to that moment, and you can edit it.



Storyjumper

If you press "edit", you'll see the editing menu:



Here you can write, create drawings, introducing pictures and audio. Be careful, a single audio can be added so if you add one, the rest won't be able to do it. Consequently, the audio must be sent in order to: erasmusplusmontehermoso@gmail.com and we'll do it.

DON'T FORGET TO TELL YOUR STUDENTS TO SAVE BEFORE GOING OUT.