

eTwinning project

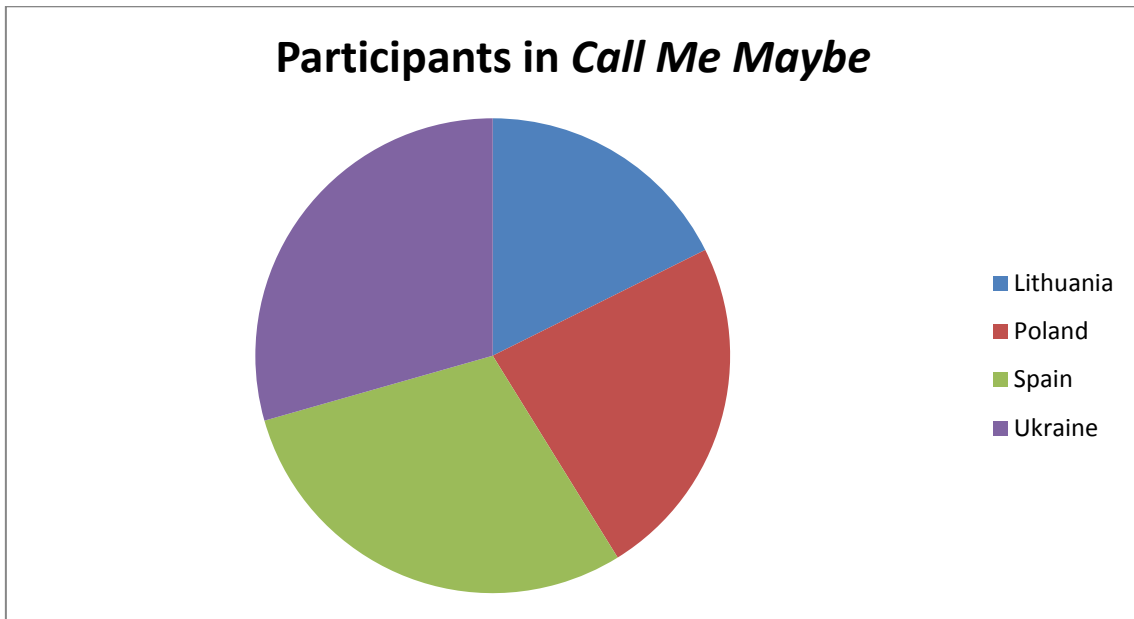
Call Me Maybe

Final assessment survey

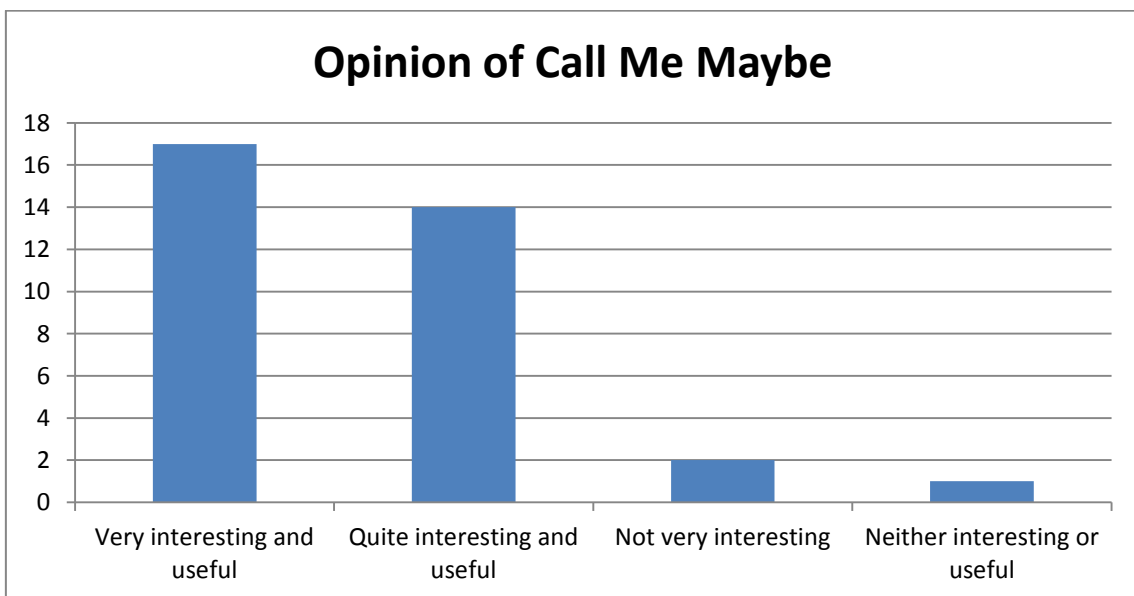
Ana Arias Castro, Neringa Lemeziene,
Halyna Mogylyak & Barbara N'Sir

As part of the final assessment of our Project to detect its strong and weak points we have submitted a Google Drive Survey to all the students in the project. This is the summary of the results obtained:

1. The survey was filled in by 34 students in our project between May 18th and May 20th 2016, after all the activities had been finished or were about to be finished.
2. The number of participants is as follows:
 - a. Lithuania – 6
 - b. Poland – 8
 - c. Spain – 10
 - d. Ukraine -10

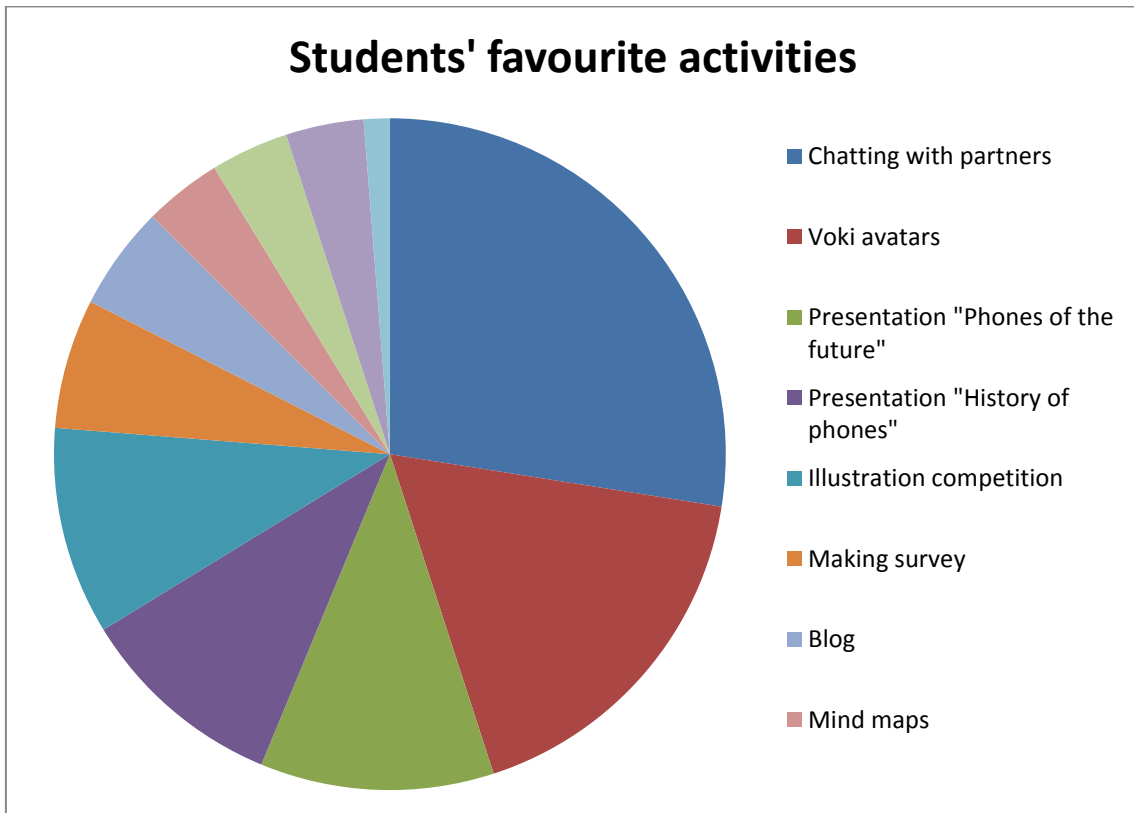


3. The opinion of the students was particularly positive as can be seen in the following chart:



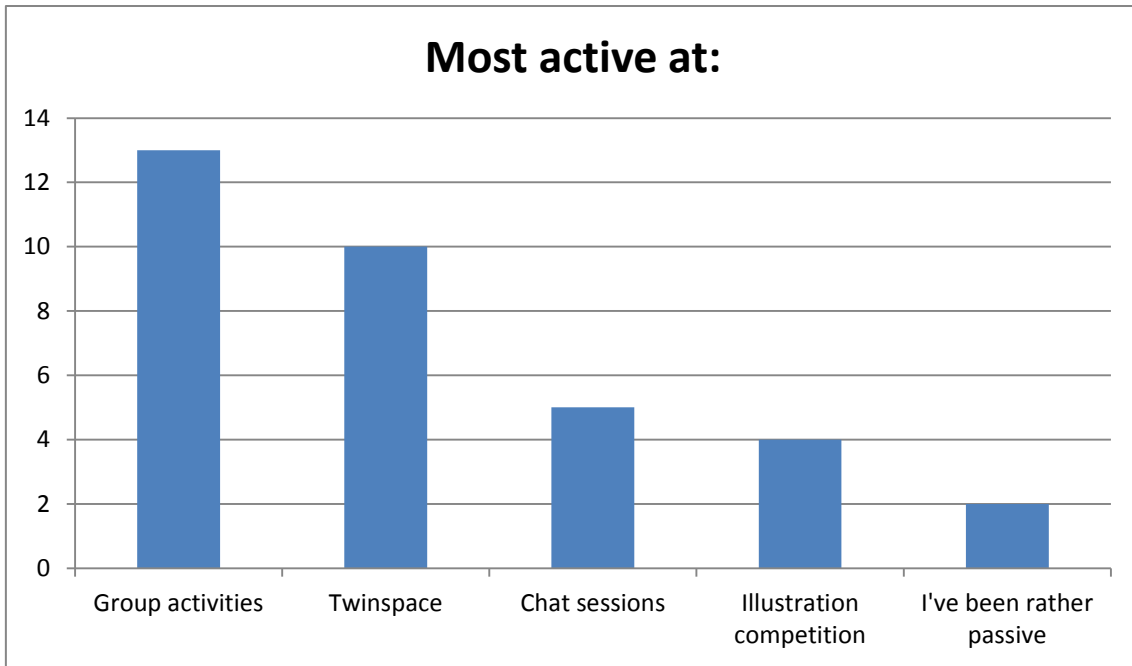
4. In the question “Which activities were your favourite?”, we can see as communication activities and collaborative presentations in Google Drive are the students favourite activities:

- a. Chatting with partners -22
- b. Voki avatars – 14
- c. Working on the presentation “Phones of the future” – 9
- d. History of phones – 8
- e. Illustration competition – 8
- f. Making the survey – 5
- g. Creating a blog – 4
- h. Mind maps – 3
- i. Making a presentation with data from the survey – 3
- j. Multilingual SMS dictionary – 3
- k. Writing comments at the *Twinspace* – 1

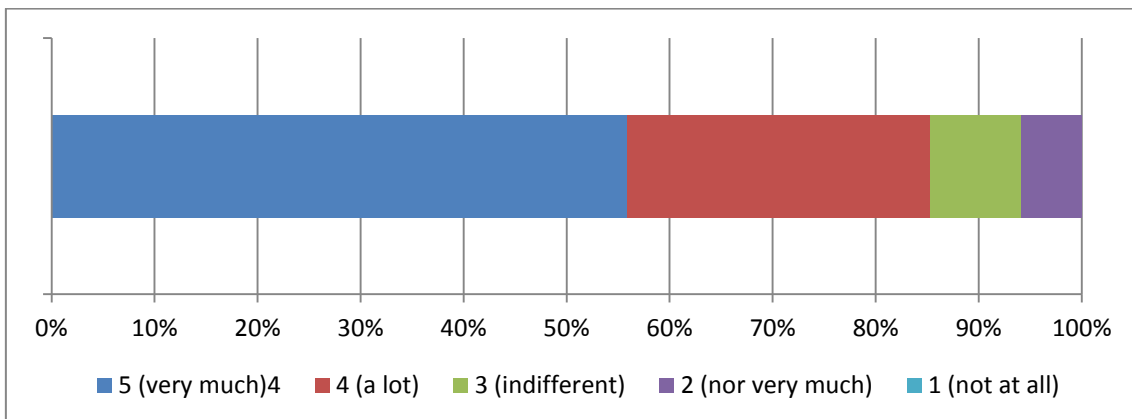


5. When asked what each students biggest merit has been this were the replies:

- a. Group activities – 13
- b. Activity at the *Twinspace* – 10
- c. Activity in chat sessions – 5
- d. Illustration competition – 4
- e. “I’ve been rather passive” – 2



6. When asked if the students liked working in international groups (1 being not at all and 5 being very much), the average was 4.35, so very positive on average, as can be seen in this chart:



7. Finally, the last question wanted to know if the students would be willing to continue this project in the future, this was the reply:
- a. Yes – 16
 - b. Why not – 3
 - c. Maybe – 6
 - d. No – 2
 - e. I'd rather start a different project – 7

CONCLUSIONS

- Most the students were very involved in the activities from their design to their ending.
- Group activities in international groups, together with communication, particularly the more active chat sessions, were very attractive, besides probably being the most collaborative and useful.
- Many of the new ICT tools used proved to be successful even if there were some technical problems that had to be overcome through collaboration.
- The use of collaborative tools such as Google Drive documents and presentations allowed joint work of people in the same teams even if at different times, as it was impossible to agree on a common working class because of the different school schedules.
- Students liked the project very much (4.35/5) and many of them would like to continue with it next year but some of them also suggest starting a different project even if they liked and enjoyed it.