



## FIRST TRANSNATIONAL MEETING

"CEIP es Puig" School - Sóller - Mallorca

21—25 of October 2015

The first transnational for our "COOL-GOAL" took place between the 21 and 25 of October at Ceip es Puig School in Sóller of Mallorca. The meeting was attended by the coordinators of the seven schools together with one more teacher from each school.

The main purposes of the meeting were: get to know each other, the workshops, budget control and coordination of the project.

Analytically the following issues were discussed or presented:


- Chronogram on History and Culture for this year 15-16
- Budget Control-readjust our project according to the new budget
- Logo
- Videoconferences
- Penfriends
- Dates of next visits for year 15-16
- Participants (Students) selection criteria
- Communication among partners

Furthermore the following workshops were carried out:

- Collaborate Learning: group cohesion, first structure
- ICT tools: eTwinning, google doc, padlet, popplet
- Outdoor Education
- Evaluation and assessment criteria of the activities

### Indexes :

1. Chronogram on History and Culture for this year 15-16
2. Budget Control
3. Correspondence among students
4. Selection of our project's logo
5. Dates of the next visits - Participants selection criteria
6. Collaborative Learning Workshop
7. ICT Tools Workshops
8. Outdoor Education Workshop
9. Evaluation Workshop
10. Diary of visits



## Deadlines

### 1. ETwinning platform:

- ◆ Schools presentation: by the end of October
- ◆ Popplet about topics: by Monday 26th of October
- ◆ Workshops presentations: by the end of October
- ◆ Worksheets on topics for History and Culture: by 8th of November

### 2. Pen friends :

- ◆ list of pen friends to be send to Keith-by the end of October
- ◆ First letter: by the first week of December

3. Names and presentations of families for students that are travelling to Portugal to be send to Ricardo-by the end of November



## 1. Chronogram on History and Culture for this year 15-16

During the meeting a chronogram on the topic "History and Culture" for this year (2015 -2016) was organized by the participants. A document - a mind map for the outdoor activities was created, hosted at popplet.com in order to organise ideas and topic. It has been decided that until our next visit to Portugal the followed topics must be covered:

- ⇒ Buildings/monuments/ castles/archaeological sites (Cyprus)
- ⇒ Types of travel in history (Greece)
- ⇒ Traditional festivals/religion (Portugal)
- ⇒ Eras of conflict/war (Poland)

The Schools in brackets are responsible to prepare the worksheets, until the 8th of November, with general questions that can be used from the teachers of all schools as guides to organise their outdoors activities and collect information. The material that will be produced after these activities must be taken to Portugal for the First Learning/ Teaching/Training Activity with the students.

## 2. Budget Control

Due to the 14% cut down on our project's main budget, some changes had been made, specially on the number of teachers travelling. Besides, all coordinators of the seven partners/schools decided that during the Learning/Teaching/Training Activities (visits) the hosting school is responsible of covering food and transport expenses for all teachers and students.

Regarding to our Irish partner, despite of students staying at the hotel with their teachers, we will try to find a hosting family in order to pay for students expenses as well.

## 3. Correspondence among students

**A) Pen friends:** Each school must prepare a list with 20 names of 11 years old students and send it to Keith (coordinator of Ireland) by the end of October. On the list it should must include the name, age, gender and country of each student. Keith will make the couples for each school and send them to the coordinators during the first week of November. First letter's topic would be a self presentation .

All the letters together with Christmas Cards should be send in one envelop for each school by the beginning of December so it will be received before Christmas Holidays. A timetable with mail addresses of all schools should be prepared at google doc.

**B) Videoconferences:** It has been agreed that each school should organize at least one videoconference with students before the visit to Portugal. The couples of the videoconferences are:

- \* Poland - Greece
- \* Poland - Cyprus
- \* Ireland- Portugal
- \* Spain - Italy

The dates and topics will be agreed by schools. A timetable with skype addresses of all schools should be prepared at google doc.



## 4. Selection of our project's logo

Before the meeting each school organized a logo competition among students in order to choose the 3 best that were brought to Mallorca. The 18 logos were exhibited at the school hall for a week. During the last day the teachers, who attended the meeting, voted in order to choose the logo of the project.

After 2 rounds of voting, the WINNER was Bruna's logo from Portugal. This logo has also given us a new idea! We decided to create a mascot of the project too. It's an owl called GIPIPEC! So our next mission is to make the mascot and take it to Portugal!

We agreed that the three finalist logos from each



partner school would be framed. The winner has been kept by the coordinating country in order to frame it and bring it to Portugal as a present for Bruna.



## 5. Dates of the next visits - Participants selection criteria

The dates of the next visits for year 2015—2016 are:

⇒ Portugal: 21-25 of February 2016


⇒ Poland: 17-21 of May 2016

During the meeting the seven coordinators also agreed the criteria that schools should bare in mind when choosing the students for the Learning/Teaching/Training Activities. This student's selection criteria is:

- ◆ they must be volunteers
- ◆ families also must be willing to participate
- ◆ sociability and ability to cooperate
- ◆ involvement to the project
- ◆ marks and behaviour
- ◆ knowledge of English
- ◆ give the chance to travel to the less wealthy ones (if the rest criteria are equal)

The schools must choose the students that are participating to the First Learning/Teaching/Training Activity in Portugal by the end of November.

Each student must prepare a power point presentation (or video) about themselves and their families with information and photos. The list of names and presentations must be send to Ricardo (coordinator of Portugal) by the end of November. He will then have a meeting with the families of his school that are interested in hosting students to make the couples so the communication between students and families may begin.



## 6. Collaborative Learning Workshop

During this teaching methodology workshop a summary of the whole program Cooperative Learning / Learning to Cooperate "CL/LC" was presented. This program has three basic stages:

- A. Group Cohesion
- B. Cooperative Learning as a tool to teach other contents. Teams and Structures.
- C. Cooperative Learning as a content itself to teach the students.

A general introduction and students' experiences presentations were followed by the participants. Both of them have been uploaded to our TwinSpace platform.

Regarding to group cohesion, the dynamic of "The Ball" was held during the workshop. Its main aims can be different, but this time the main purpose was to get to know each other. We were standing up in a bid circle and when we had the ball we had to say our name and something about us, then we had to pass the ball to another person from the group to do the same and so on until everybody introduced themselves.

There were other group cohesion dynamics which we could not practice neither study because of the lack of time, but they are also going to be uploaded to our eTwinning Platform. Teachers from all schools should experience at least one of the dynamics with their students before the visit in Portugal.

We couldn't learn how to create the groups because of lack of time too.

According to the Structures to help students to work cooperatively, some tools were practiced and studied:

- . Rotating sheet
- . 1-2-4
- . Pencil in the middle

Since we couldn't learn how to make the teams this structures can be practiced in class by every teacher individually and according to their wishes

## 7. ICT Tools Workshops

During the ICT workshop some basic tools for collaborative production of some documents and other content were presented . We agreed to use google account in order to share documents, sheets, slides, videos. padlet.com is like a virtual board which we can also use for many purposes, It is easy to use and it allows inserting texts, photos, slides, films. This tool is to be introduced to students too. We created another document - a mindmap for the outdoor activities, using popplet.com. It allows reorganizing ideas and serves as a visual help.

For students TitanPad - a virtual whiteboard for cooperative writing has been recommended, and Twiddla for cooperative drawing. Both do not require former registering. If teachers practice with these tools they will be able to provide some students activities for our project.

The COOL GOAL partnership a parallel project on eTwinning platform. This allows us to provide access to all materials and results for our teachers, students, parents

and guests invited. At the beginning we let non-registered users to become members of the eTwinning community and invited them to our project. The project itself had been opened at the time of writing our application and during the meeting in Mallorca the platform was presented to the participants by the Irish partner presented

We organized our Twin Space creating some indicial pages and folders to store presentations, materials, files and documents from the meeting. We discussed the responsibility of individual users for uploading data and inviting other teachers. Until the visit in Portugal coordinators should practice how to use it. The platform itself offers multiple opportunities for teachers to learn. They can join groups, participate in other projects, learning events or seminars.





### Important Dates

- 21-25 February 2015 - visit to Portugal
- 17-21 May 2015 - visit to Poland



## 8. Outdoor Education Workshop

During the Outdoor Education Workshop three different approaches to learning outdoors were present:

- ◆ Field Teaching
- ◆ Field Research
- ◆ Guided Field Research

Some examples of places related to this year topic "History and Culture", which can be used for outdoor teaching, were also given. Furthermore it was highlighted that outdoor activities must be related to the school curriculum. For that reason, teachers should organize activities for the students not only during the visits but also before and after the visits. A list of points which should be taken into consideration by teachers when planning outdoor activities for their classes, was also presented.

In the end, a complete example of an outdoor approach consisting activities before, during and after the visit titled: "The chalcolithic settlement of Lemba" was presented and explained to the participants.



## 9. Evaluation Workshop

During our meeting an effort was made to define the evaluation criteria related to the program as a whole and also for each mobility separately. Our first ideas were organized in the table which is presented. A group of teachers that have been participated in the workshop have now the responsibility to expand and complete these ideas and present them to all the partners before Christmas Holidays.

These teachers are: Aisa (Poland), Georgia (Cyprus), Nuno (Portugal) and Louise (Ireland)

Area		Criteria		Tools
Students ability to communicate	letters visits videoconferences	creativity interaction involvement (being active, motivated)		
Learning	teachers-teachers teachers-students students-students		transnational meetings workshops applying knowledge with students outdoor activities collaborative working	SWOT
Attitude and values	knowledge about partners respecting differences		breaking prejudice	



### Schools:

- Ceip es Puig– Mallorca-Spain
- Tamasos Primary School - Cyprus
- Szkola Podstawowa Nr 171 im. Stanisława Staszica - Poland
- Primary School of Kokkini Xani -Greece
- Istituto Comprensivo Statale di Castelnuovo Magra– Italy
- Holy Trinity NS - Ireland
- Escola Professor Alberto Nery Capucho - Portugal



## 10. Dairy of visits

During the meeting the following visits were organized by the hosting school for the participants:

- ◆ Sunday 18th of October:  
Fornalutx village - part of the "Serra de Tramuntana" unesco heritage
- ◆ Tuesday 20th of October - Soller:  
-Science Museum, and Botanic Garden,  
-Town Hall - meeting with the major, educational counsellor and environmental counsellor
- ◆ Thursday 22th of October– Palma (capital of Mallorga):  
-Parliament-meeting with the president of the council and institutions relations counsellors  
-Old Town,  
-Cathedral

