

PLAY

Yes, I do.



No, I don't.

HOCKEY

DO

Yes, I do.



No, I don't.

KARATE

GO

Yes, I do.




No, I don't.

FISHING

GO

Yes, I do.



No, I don't.

SKIING

GO

Yes, I do.



No, I don't.

SURFING

GO

Yes, I do.



No, I don't.

SKATING

PLAY

Yes, I do.



No, I don't.

BASKETBALL

PLAY

Yes, I do.



No, I don't.

FOOTBALL


GO

Yes, I do.



No, I don't.

RUNNING



PLAY

Yes, I do.



No, I don't.

BASEBALL

PLAY

Yes, I do.




No, I don't.

POOL

DO

Yes, I do.




No, I don't.

HIGH JUMP

GO

Yes, I do.



No, I don't.

BOXING

PLAY

Yes, I do.



No, I don't.

GOLF



PLAY

Yes, I do.



No, I don't.

TENNIS

Instructions:

Before starting the game, print two copies, cut them out and laminate for better hold.

Pre-teach sport vocabulary before playing the game

Play in small groups (4-6). One of the students shuffles and deals 3-5 cards to each player. If they have a pair they face them down in front of them.

The goal of the game is to make identical pairs and to do that students have to ask questions: **“Do you play/go/do.....?”**

- If the person who has been asked has the card he/she could say: **“Yes, I do”** and gives the card to the player. Player 1 puts the pair in front of him/her.
- If the student asked hasn't got the card he/she must say: **“No, I don't” Go fish!** and the first player takes a card from the deck.

If a player hasn't got more cards he/she takes a new card from the pile and continues playing until there are no more cards in the pile. The winner is who has made more pairs at the end of the game.