

GROUP PRESENTATION EVALUATION

ASSESSMENT CRITERIA: 1-Beginner (0-4) 2-MIDDLE (5-6) 3-ADVANCED (7-8) 4-EXCELLENT (9-10)

Who are you *

Student

Teacher

0. What Group are you assessing? *

Group1

Group2

Group3

Group4

Group5

Group6

Group7

Group8

Group9

Group10

1. STRUCTURE. To structure: opening, body and closing.

- There are some slides missing and the presentation does not follow an order.
- The text is poor and has some mistakes but has three different parts.
- There are three parts but it's not very visual.
- The presentation is structured in three parts and they are clearly identified.

2. GRAMMAR. To use the adequate tense. To use the right vocabulary *

- Sentences aren't written in the correct tense and there are vocabulary and spelling mistakes.
- The student uses the right tense and vocabulary but incorrectly.
- The student uses the right tense and vocabulary but with some mistakes.
- The student uses the right tense and vocabulary correctly and without mistakes.

3. PRONUNCIATION. Tone, volume and intonation *

- The student does not focus the audience attention, uses a low voice, intonation is not right and it is difficult to under...
- The student does not focus the audience attention, uses an irregular tone of voice and intonation and sometimes it...
- The student does not focus the audience attention, uses a correct tone of voice and intonation. But presentation ge...
- The student focuses the audience attention, uses a correct tone of voice and intonation. And the student attracts th...

4. PRESENTATION-To show knowledge of the topic *

- The student does not show knowledge of the topic and reads the contents.
- The student does not show to know everything and reads very often.
- The student shows a high level of knowledge even though he/she reads sometimes.
- The student shows a perfect level of the topic and he/she does not read the content.

5. PRESENTATION-To show coherence *

- There is little cohesion between the speakers and the material.
- The flow and transitions contain serious flaws.
- The flow and transitions have one or two major errors. The presentation shows little polish and practice.
- A clearly developed message that flows naturally. The transitions are smooth. The presentation is succinct and not...

6. PRESENTATION-To show creativity *

- Little creativity or enthusiasm displayed.
- Some related facts but went off topic and lost the management team's attention. Presented the conclusions and re...
- Presented the conclusions and recommendations with interesting twists. Held the management team's attention m...
- Involved the management team in the presentation. Made points in a creative way. Held the audience's attention th...

7. TEAM WORK *

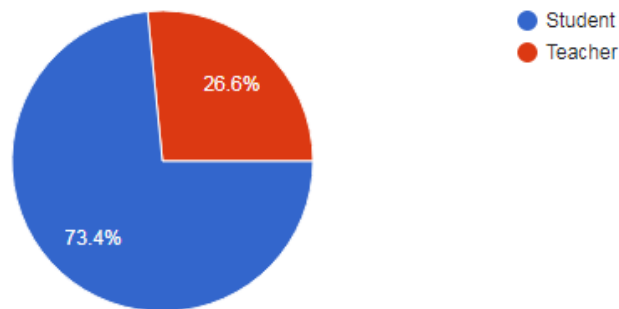
- The team is not well organized, there are students that participate more than others, and they have problems of atte...
- The team is poorly organized, there are students that participate more than others, and some members do not pay ...
- The team gets organized at the last moment, students participate equally, and the members pay attention to their p...
- The team is well organized, students participate equally, and the members pay attention to their presentation.

8. Any overall feedback about the presentation?

Long answer text

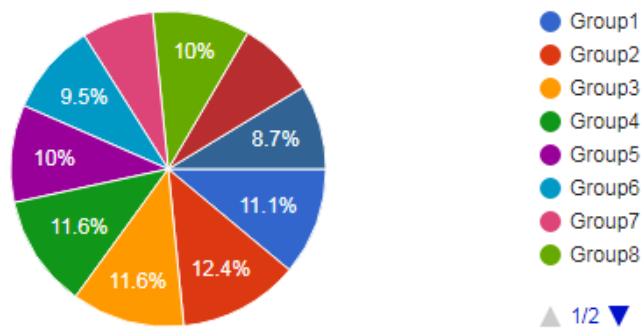
Who are you

380 responses



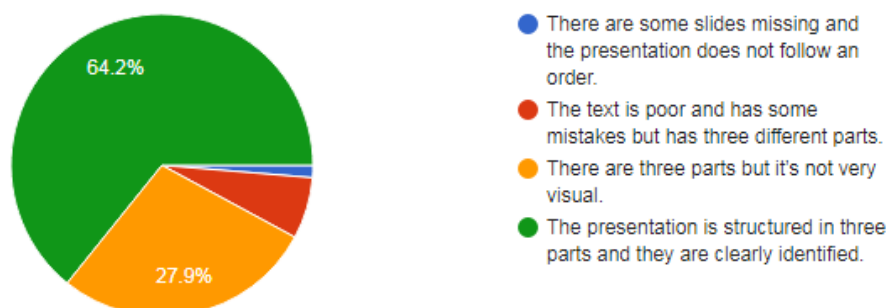
0. What Group are you assessing?

380 responses



1. STRUCTURE. To structure: opening, body and closing.

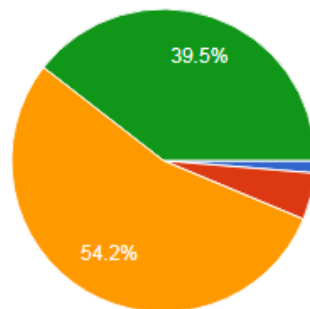
380 responses



Overall most participants considered that the presentations were well structured and its three parts were clearly identified.

2. GRAMMAR. To use the adequate tense. To use the right vocabulary

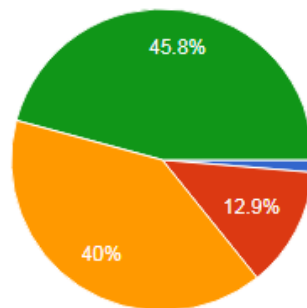
380 responses



- Sentences aren't written in the correct tense and there are vocabulary and spelling mistakes.
- The student uses the right tense and vocabulary but incorrectly.
- The student uses the right tense and vocabulary but with some mistakes.
- The student uses the right tense and vocabulary correctly and without mistakes.

3. PRONUNCIATION. Tone, volume and intonation

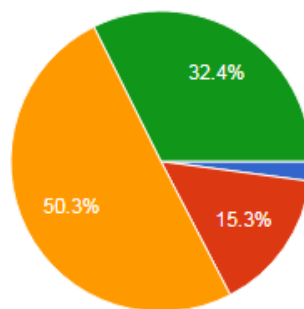
380 responses



- The student does not focus the audience attention, uses a low voice, intonation is not right and it is difficult to hear.
- The student does not focus the audience attention, uses an irregular tone of voice and intonation and so on.
- The student does not focus the audience attention, uses a correct tone of voice and intonation.
- The student focuses the audience attention, uses a correct tone of voice and intonation.

4. PRESENTATION-To show knowledge of the topic

380 responses

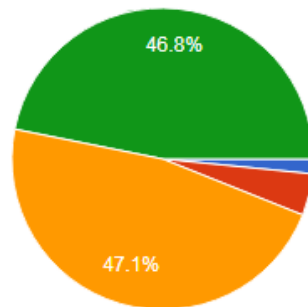


- The student does not show knowledge of the topic and reads the contents.
- The student does not show to know everything and reads very often.
- The student shows a high level of knowledge even though he/she reads sometimes.
- The student shows a perfect level of the topic and he/she does not read the contents.

Although most participants considered that the students used the adequate tenses, the right vocabulary, the right pronunciation and showed knowledge of their topic during their presentations, some presentations didn't fully attract the attention of the public and some students didn't show enough knowledge of their topic.

5. PRESENTATION-To show coherence

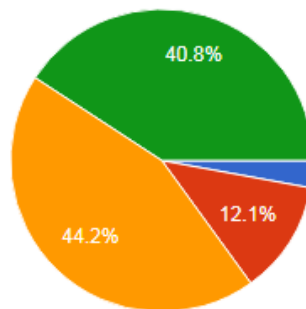
380 responses



- There is little cohesion between the speakers and the material.
- The flow and transitions contain serious flaws.
- The flow and transitions have one or two major errors. The presentation shows little polish and practice.
- A clearly developed message that flows naturally. The transitions are smooth. The presentation is succinc...

6. PRESENTATION-To show creativity

380 responses



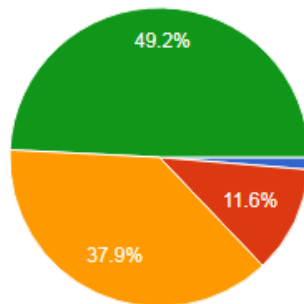
- Little creativity or enthusiasm displayed.
- Some related facts but went off topic and lost the management team's attention. Presented the conclusion...
- Presented the conclusions and recommendations with interesting twists. Held the management team'...
- Involved the management team in the presentation. Made points in a creat...

Most presentations showed coherence and creativity. A clearly develop message flowed naturally with smooth transitions between topics.

Most groups presented their conclusions and recommendations with interesting twists, involving all members in the presentation.

7. TEAM WORK

380 responses



- The team is not well organized, there are students that participate more than others, and they have problem...
- The team is poorly organized, there are students that participate more than others, and some members do...
- The team gets organized at the last moment, students participate equall...
- The team is well organized, students participate equally, and the member...

8. Any overall feedback about the presentation?

25 responses

Amazing one! I DEFINETLY LOVED IT!!
Julia and Ana did an amazing presentation
Need to improve
Its great and their conclusion is great too
It was really good
I liked it, but some members spoke less
Congratulations!
Julia and Ana did a good job
Julia and Ana did an excellent job
I liked the work
Muy buena ☺☺
In general the slides are good

Most participants considered the team work showed in the presentations as well organized with all students participating equally. Nonetheless there's a sense of last moment work which actually it's true because the international groups only had two hours to make their presentation.

Overall, general feedback is great.

Congratulations to all the groups!