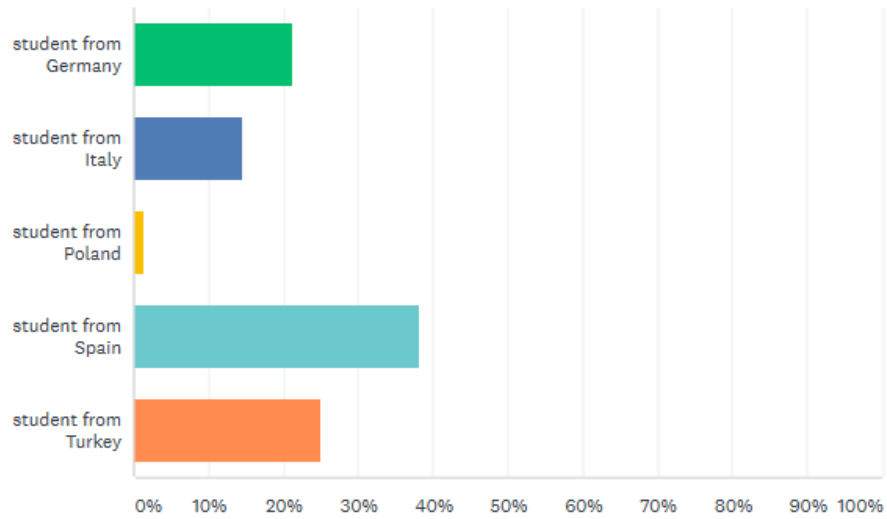


Student evaluation

Question1:

Were are you from?

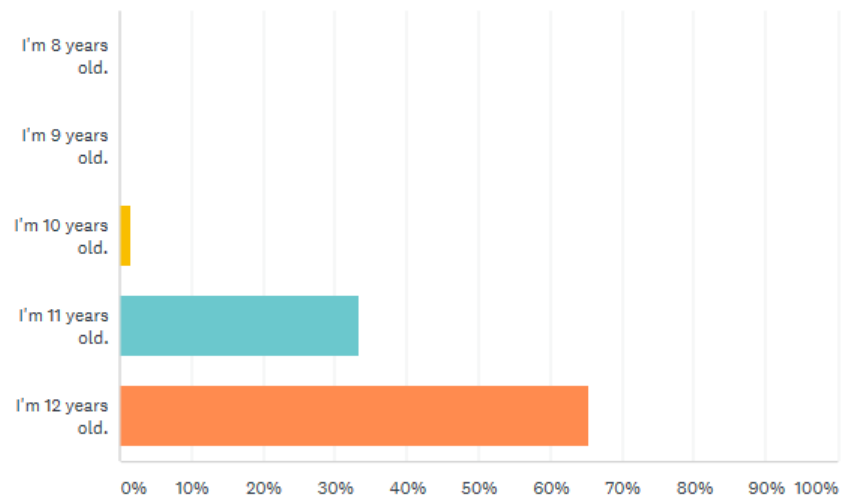
Answered: 76 Skipped: 0



Question2:

How old are you?

Answered: 72 Skipped: 4



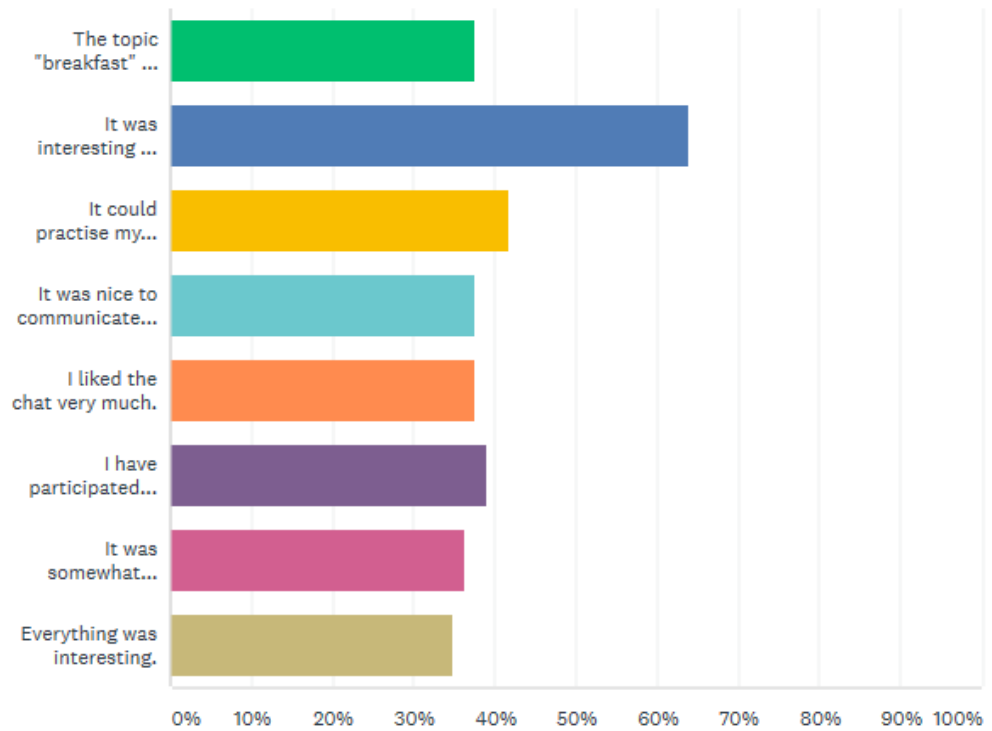
Question 3: Did you like the project?

ANSWER CHOICES	RESPONSES
▼ yes, very much	47.89%
▼ yes	40.85%
▼ so so	11.27%
▼ no	0.00%
TOTAL	

Question 4:

What was important for you in the project? (up to 5 answers)

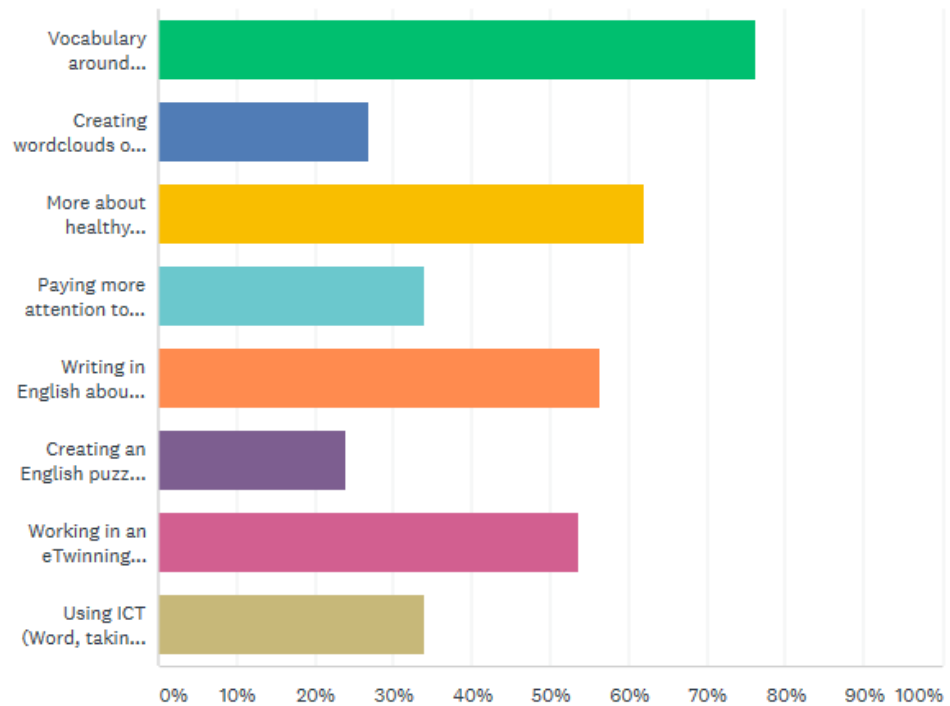
Answered: 72 Skipped: 4



Question 5:

What did you learn in this project? (more answers)

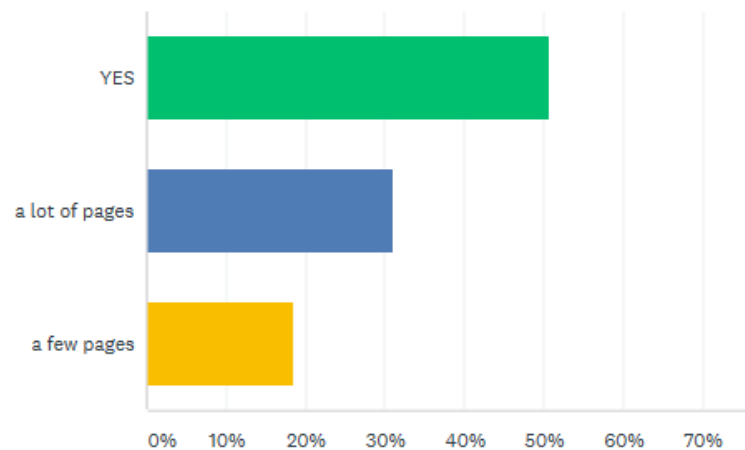
Answered: 71 Skipped: 5



Question 6:

Did you visit nearly all pages of the twinspace?

Answered: 71 Skipped: 5



Question 7: Which pages were interesting for you?

ANSWER CHOICES	RESPONSES
Surveys	15.28% 11
country pages	25.00% 18
pages with our own work	5.56% 4
pages with the word clouds	6.94% 5
page with logo proposals	11.11% 8
activity pages (luchboxes, breakfast habits)	6.94% 5
page "fun for students for other students"	6.94% 5
comments on different pages from other students	11.11% 8
profiles of other students	11.11% 8
TOTAL	72

Question 8: How about the feeling during the project?

ANSWER CHOICES	RESPONSES
I feel proud to be a part of this project.	21.13% 15
It was something different from normal lessons.	39.44% 28
I was curious about the work and the results.	15.49% 11
I feel proud about the work of my class.	18.31% 13
There was no special feeling for me.	5.63% 4
TOTAL	71

Question 9: Would you recommend this project for other classeß (max. 6 answers)

ANSWER CHOICES	RESPONSES
YES	57.53%
YES, but for students who start with English	26.03%
YES, for students of the same level of English	19.18%
YES, if it fits to the topics that are taught at the moment	23.29%
NO, if it has nothing to do with current topics in English, math or biology	1.37%
YES, but art should be included	5.48%
YES, it could be also a different topic	15.07%
NO	0.00%
Total Respondents: 73	