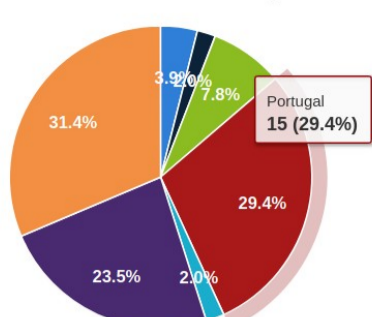


Life Scales Student Assessment

1 - Where do you come from ?

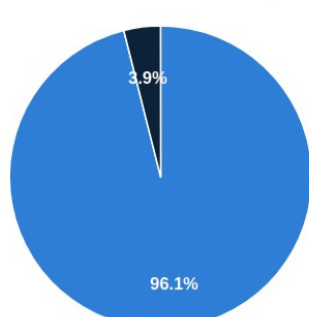
Chart options »



Lithuania	2
Italy	1
Spain	4
Portugal	15
Romania	1
Repuplic of Macedonia	12
France	16

2 - Did you like to work on that project ?

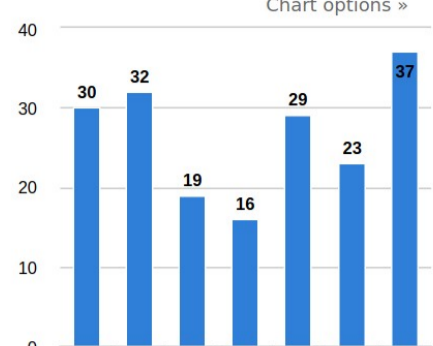
Chart options »



Yes	49
NO	2

3 - Working on this project has helped me to :

Chart options »



learn new words	30
improve my knowledge in Maths	32
improve my knowledge in Biology	19
improve my knowledge in Physics	16
learn new things about a foreign country	29
learn new thing about computers or softwares	23
communicate with students from other countries	37

For an evaluation **51** of our students filled the "Life Scales Project Students Assessment" on Framaform. This project involved **106 students** the majority of whom (not only those who answered our survey) had never been involved in an eTwinning project before !

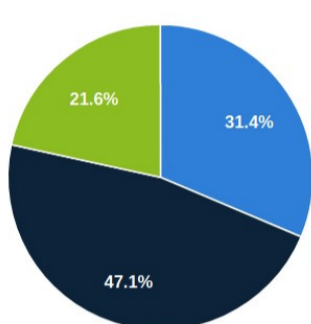
The results show us that at least **96% of the students liked working on this project.**

The majority of them answered that working on this project has helped them to:

- communicate and collaborate with students from other countries.
- improve their English,
- improve their knowledge in Maths, Biology and Physics,
- learn new thing about computers or softwares,
- learn new things about a foreign country

4 - How difficult was it to use the Twinspace ?

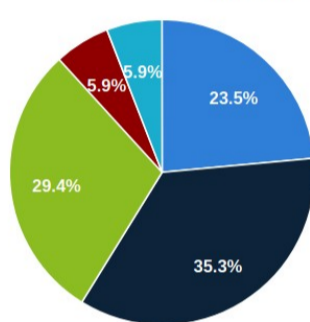
Chart options »



very easy	16
quite easy	24
a bit difficult	11

5 - Do you think that by taking part in this project, your English has improved?

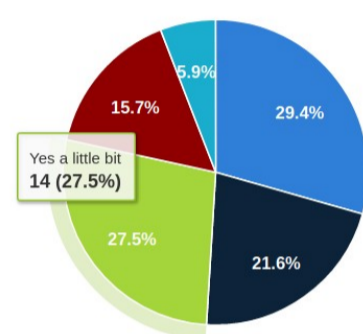
Chart options »



Yes a lot !	12
Yes quite much	18
Yes a little bit	15
Not very much	3
Not at all	3

6 - Do you think that by taking part in this project, your computer skills have improved ?

Chart options »



Yes a lot !	15
Yes quite much !	11
Yes a little bit	14
Not very much	8
Not at all !	3

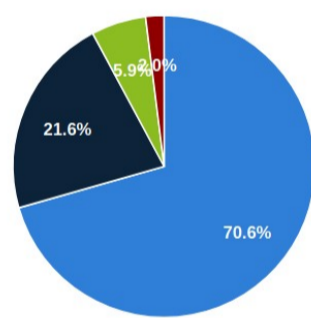
Amost **69 %** found **easy or quite easy** to deal with the Twinspace

About **58 %** thought that their **English level** has improved

And **half of them** said that this project helped them to improve their **computer skills**

7 - Did you like working with students from another country ?

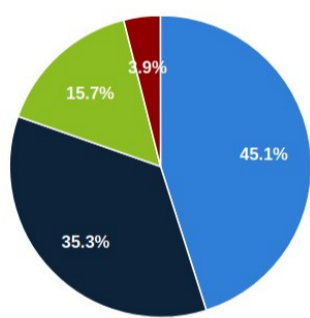
Chart options »



Yes a lot !	36
Yes quite much !	11
yes a little bit	3
Not at all	1

8 - How did you find working with foreign pupils ?

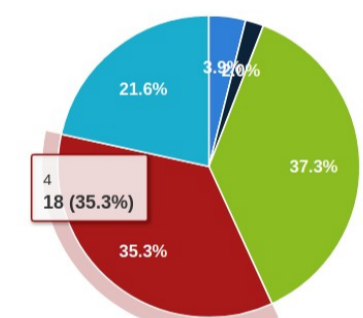
Chart options »



Very easy	23
Quite easy	18
No so easy	8
Not easy at all	2

9 - How would you rate your involvement in that project ?

Chart options »



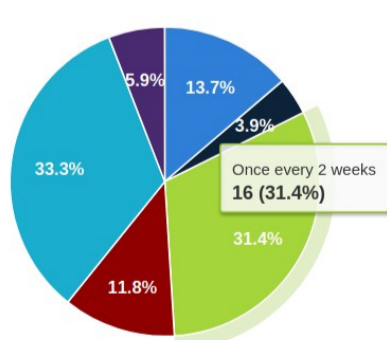
1	2
2	1
3	19
4	18
5	11

Amost **70 %** liked to work with foreign students and about **80 %** of them found it **easy or quite easy.**

Most of our students rate their investment at a **3 – 4** out of 5

10 - How often have you connected to the Twinspace during the project ? Please be sincere !

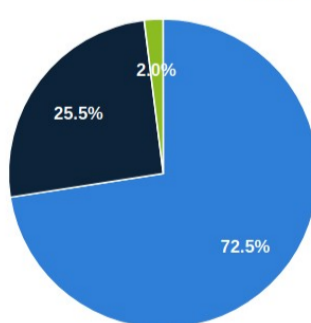
Chart options »



At least once a week	7
At least twice a week	2
Once every 2 weeks	16
Less than one in a month	6
When I had a task to be done	17
It was not possible for me to connect to the Twinspace	3

11 - Would you like to take part in an eTwinning project again ?

Chart options »



Yes of course !	37
I'm not sure	13
I don't think so !	1

Most of them : **64 %** came to the Twinspace only **once every two weeks** or when they had a **task to be done.**

So next time we'll try to make the Twinspace more attractive by creating some little challenges using all the Twinspace tools (i.e : poll or forum). Of course a videoconference (initially scheduled) would have strengthened the incentive and the relationship between our students, but it wasn't possible for many reason.

At last 75 % of our students would like to restart such as project !!!