



Funded by the
Erasmus+ Programme
of the European Union

SEEING CREATIVELY

Nr. 2014-1-LT01-KA201-000551_1

This book contains original material which reflects the view of the authors not the standpoint of the Education Exchange Support Fund, the European Commission or its institutions. The European Commission is not responsible for the content and its possible use.



AUTHORS

PROJECT COORDINATOR

RIMA ČEPULIENĖ

TEACHERS:

TANJA EICKMEIER

AUŠRA URBIKIENĖ

STUDENTS:

AUSTĖJA BIZUNEVIČIŪTĖ

NIKLAS GERSTNER

UGNĖ KRIŠČIŪNAITĖ

THILO BRANDT

GODA ŠIMKUTĖ

MELISSA ALTER

ERIKA TŪGAUDYTĖ

LEA GUTSCHALK

GRETA INDILAITĖ

SEBASTIAN DIETHER

AUŠRINĖ KURGONAITĖ

BARTUHAN BOZDURGUT

VIKTORIJA KARČIAUSKAITĖ

LUISA PRETSCH

DARIJA URBONAITĖ

JASMINA DEWALD

SVEN HOFFMANN

LOUIS MARTIN

BRIGITA VAIČAITĖ

GRETA GRIGUTYTĖ

KAROLINA PAVLOVAITĖ

DEIMANTĖ MASKALIOVAITĖ

DAVE HILTMANN

TRANSLATED BY

RIMA ČEPULIENĖ

DESIGN



MINDAUGAS URBIKAS

PUBLISHED BY

UAB "INDIGO PROJEKTAI"

CONTENTS

PREFACE.....	
PHOTOGRAPHY.....	
PHOTOGRAMMES.....	
URBAN LANDSCAPE.....	
PORTRAITS.....	
FINE ART.....	
ABSTRACT COMPOSITIONS.....	
EXPRESSING A CERTAIN MOOD THROUGH ABSTRACT AND RELATIVE IMAGING.....	
COLOR COMPOSITION "CLOSE NATURE".....	
INTEGRATION OF PHOTOGRAPHY AND ART FOR CREATING LANDSCAPES.....	
PICTORIAL INTERPRETATIONS ON FREE THEMES.....	
BLOSSOMS.....	



Preface

The Catalogue is the product of creative activities and cooperation between Garliava Jonučiai Gymnasium, Kaunas region, Lithuania and Friedrich-Fröbel- Schule, Viernheim, Germany on the basis of the programme of ERASMUS+ project „Seeing and Tasting Creatively“ for school innovations and exchange of good practices. It contains the best students' works of photography and painting selected after three short- term learning/teaching visits.

Teaching/ learning photography activities focused mainly on making photogrammes, taking landscape photos and portraits. Before making photogrammes the students were also familiarised with the photo laboratory (or “darkroom“) work and the old techniques of making photos. Landscape photos and portraits also require a lot of practice and knowledge about making compositions and how to make a photo tell a story. The photos in the Catalogue show that some students managed to achieve perfect results. Special thanks must be said to Tanja Eickmeier, the teacher of photography at Friedrich-Fröbel- Schule and the leader of the European Photocenter for Young Photographers.

The activities in Garliava Jonučiai Gymnasium involved practice on mostly landscape painting techniques. The students were familiarised with different colours and shades, requirements for a good composition and different drawing/ painting techniques. Under the inspiration of M.K.Čiurlionis' symbolistic paintings, the students, lead by the Art teacher Aušra Urbikienė, tried to create some works on abstract topics, such as Silence, The Music of the Forest, etc. Another technique was integration of photography and painting. During excursions to different towns, the countryside and the seaside of Lithuania the students took photos and looked for inspiration for their future paintings. Then, after choosing the best, they had to interpret the black and white image of the photo, use different colouring techniques and produce a new version of the lanscape or its details. Finally, the students had to paint their original painting being free to choose the style and technique.

The Catalogue contains the best photos and paintings selected by the students and the art and photography teachers involved in the Project.

Rima Čepulienė, the project coordinator



UGNĒ, DAVE

PHOTOGRAPHY


PHOTOGRAMMES


Workplace: photolaboratory (darkroom).


Tools: natural products (plants and their parts), mini toys and other utensils or tiny parts used in everyday life, photo paper, chemicals, red light.


Aim: produce individual compositions/ pictures.

UGNĒ KRIŠČIŪNAITĒ, DAVE HILTMANN





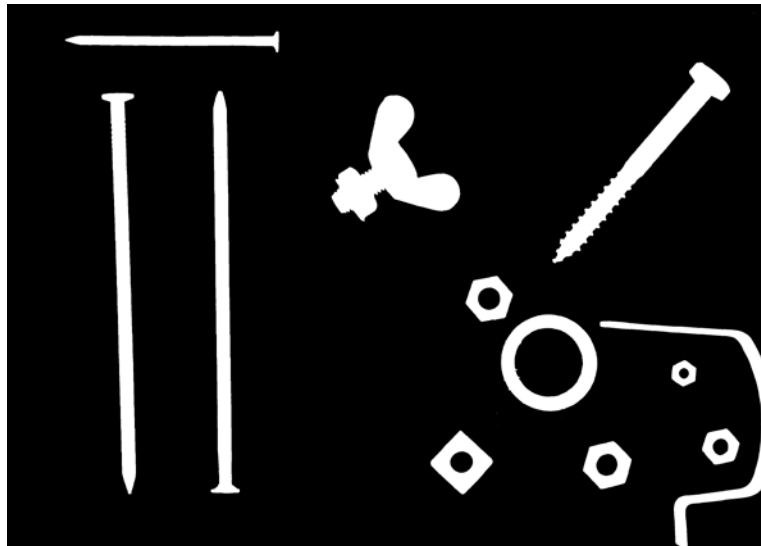









































LUISA PRETSCH




URBAN LANDSCAPE

Workplace: the Old town of Weinheim, Heppenheim, Heidelberg.

Tools: camera.

Aim: watch, analyse, discover the best composition and take a photo.



























SEBASTIAN DIETHER



AUSTĒJA BIZUNEVIČIŪTĒ






VIKTORIJA KARČIAUSKAITĖ




AUŠRINĖ KURGONAITĖ









JASMIN DEWALD




VIKTORIJA KURČIAUSKAITĖ





VIKTORIJA KARČIAUSKAITĖ



AUSTĖJA BIZUNEVIČIŪTĖ







JASMIN DEWALD




PORTRAITS



Workplace: mini photo studios at school.

Tools: camera, lighting, image attributes (make-up, jewellery, masks, etc.).



Aim: work in pairs (a photographer and a model), reveal the emotion of a character or a situation through the model's facial expression.
































ERIKA TŪGAUDYTĖ






BRIGITA VAIČAITĖ, JASMIN DEWALD
GRETA GRIGUTYTĖ, NIKLAS GERSTNER



KAROLINA PAVLOVAITĖ, SVEN HOFFMANN
DEIMANTĖ MASKALIOVAITĖ, LOUIS MARTIN





GRETA, SEBASTIAN

FINE ART

ABSTRACT COMPOSITIONS

Workplace: art room (studio).

Tools: colored paper, pastel (crayon), scissors, glue.

Aim: get acquainted with the variety of colours, forms and compositions and create an abstract composition using pastel and collage techniques.

ERIKA TŪGAUDYTĖ, LEA GUTSCHALK



GODA ŠIMKUTĖ, JASMIN DEWALD





AUŠRINĖ KURGONAITĖ, NIKLAS GERSTNER



VIKTORIJA KARČIAUSKAITĖ, LUISA PRETSCH

ERIKA TŪGAUDYTĖ, LEA GUTSCHALK




GRETA INDILAITĖ, SEBASTIAN DIETHER





UGNĒ KRIŠČIŪNAITĒ, AUSTĒJA BIZUNEVIČIŪTĒ, THILO BRANDT



AUŠRINĖ, NIKLAS



EXPRESSING A CERTAIN MOOD THROUGH ABSTRACT AND RELATIVE IMAGING

Workplace: art room (studio).

Tools: cards with abstract topics, colored paper, pastel.

Aim: split into pairs, pick a card with a topic (with names of M.K. Čiurlionis' pictures), one for a pair, interpret it and, using pastel colors, create a picture on the abstract topic.

ERIKA TŪGAUDYTĖ, LEA GUTSCHALK, *MUSIC OF THE FOREST*




UGNĖ KRIŠČIŪNAITĖ, AUSTĖJA BIZUNEVIČIŪTĖ, THILO BRANDT








BARTUHAN BOZDURGUT, *SOUNDS OF THE SEA*



SEBASTIAN DIETHER, *GRETA INDILAITÉ, THE WORLD OF MARS*

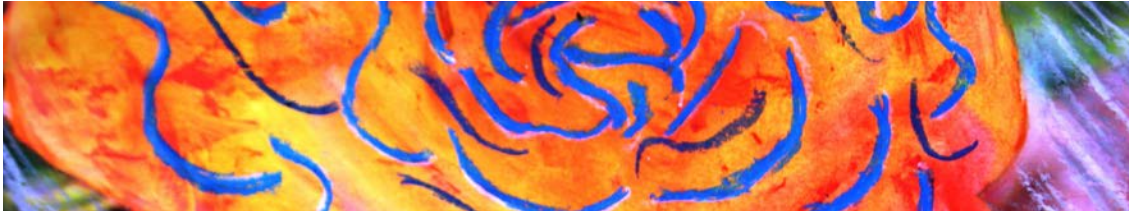
VIKTORIJA KARČIAUSKAITĖ, LUISA PRETSCH, *SILENCE*AUŠRINĖ KURGONAITĖ, *PEACE*



AUŠRINĖ KURGONAITĖ, NIKLAS GERSTNER, *THOUGHT*



NIKLAS




COLOR COMPOSITION “CLOSE NATURE”

Workplace: art studio.

Tools: fragments from colored photographs of natural motifs, oil pastel (crayons), acrylic paint, brushes.


Aim: cut the photo into pieces, choose a fragment and interpret it using the paint and imagination, create an abstract composition using pastel and collage techniques.





VIKTORIJA KARČIAUSKAITĖ











LEA GUTSCHALK



TEACHER BIANCA KLOTZBACH







UGNĚ





INTEGRATION OF PHOTOGRAPHY AND ART FOR CREATING LANDSCAPES

Workplace: Lithuanian countryside (Kaunas, Vilkija, Punia and Merkinė mounds, Druskininkai) and seaside (Curonian Spit), art studio.


Tools: cameras, printer, copy paper, painting tools.

Aim: choose two best photos taken while travelling in Lithuania, print them black-and-white in A3 format; use the copy to create a painting with your own interpretation of the photo (any style, realistic, sybolic or abstract).






MELISSA ALTER




NIKLAS GERSTNER










AUSTĒJA BIZUNEVIČIŪTĒ



UGNĒ KRIŠČIŪNAITĒ









NO NAME



GRETA INDILAITĖ



AUŠRINĖ KURGONAITĖ







LUISA





PICTORIAL INTERPRETATIONS ON FREE THEMES

Workplace: art studio.

Tools: canvas, acrylic paint, brushes.

Aim: choose a theme and paint a picture in your own style.





DARIJA URBONAITĖ



GRETA INDILAITĖ








THILO BRANDT



SEBASTIAN DIETHER











AISTĒJA BIZUNEVIČIŪTĒ




UGNĒ KRIŠČIŪNAITĒ







AUŠRINĖ KURGONAITĖ



VIKTORIJA KARČIAUSKAITĖ







UGNĚ, AUSTĚJA



FLOWERING

Paintings created by Lithuanian students during an art symposium in the Botanical Garden of Vytautas Magnus University as a follow-up learning/ teaching painting activity.





GRETA INDILAITĖ



VIKTORIJA KARČIAUSKAITĖ



DARIJA URBONAITĖ

