



Erasmus+

**OPEN EUROPE**



eTwinning

**OPEN HEARTS**

**KA2**


**Cooperation for Innovation and the  
Exchange of Good Practices**

**KA219 - Strategic Partnerships for Schools  
Only**

**01.09.2017 - 31.08.2019**

## Participating organisations

- CEIP Reyes Católicos , Melilla  
– Spania, **coordinator**
- AkdenizIlkokulu, Anamur -  
Turcia
- Radost 20 Kindergarten,  
Dobrich – Bulgaria
- Kohtla-JärveLasteaedTareke,  
Kohtla-Järve – Estonia
- Şcoala Gimnaziala Nr. 28,  
Galaţi – România



Proiect Erasmus + KA219  
2017-1-ES01-KA219-037817\_4  
„OPEN EUROPE, OPEN  
HEARTS”



# "DESIGNING ONLINE CALENDAR"

C4-Short-term joint staff training events

15th to 19th October, 2018

## Learning objectives:

- **Learn what is Google calendar;**
- **Learn about how to create an account;**
- **Understand the Google Calendar interface and layout;**
- **Learn about how to create your Google Calendar Events;**

# What is Google Calendar ?

Google Calendar is one of the Google Applications available online.



Google Calendar  
Multiple, shareable calendars



Google Sites  
Wiki functionalities, with a Google spin



Google Docs  
+ Spreadsheets, Presentations, and Forms



Google Talk  
Google's IM feature

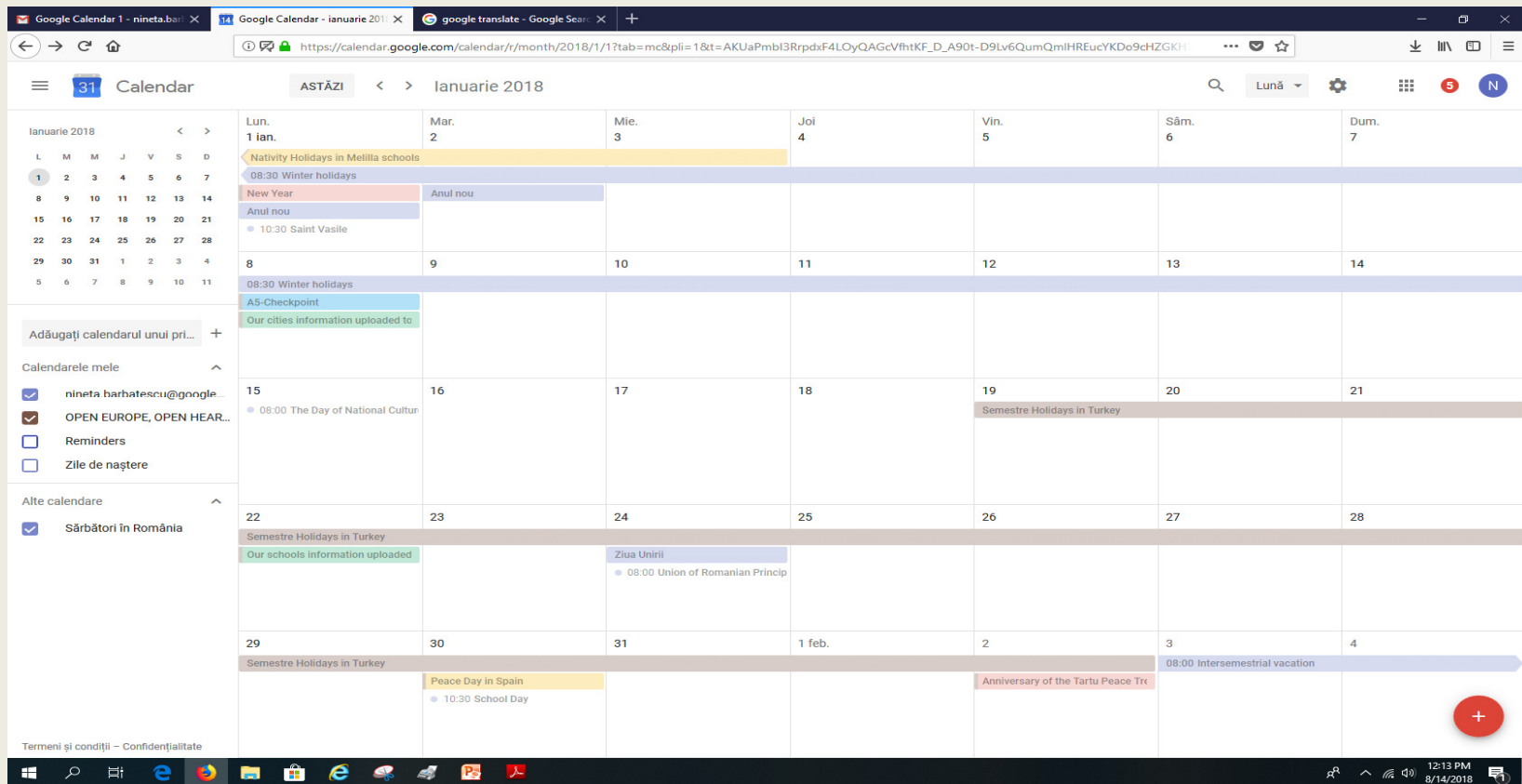


Google Mail (Gmail)  
Tied to your domain



Google Start Page  
Customizable Home Page

- It is a free Internet calendar that lets you keep track of your own events and share your calendars with others



The screenshot displays the Google Calendar web interface for January 2018. The calendar is shown in a grid view with days of the week as columns and dates as rows. Key events and holidays are highlighted with colored bars across the calendar grid. The left sidebar shows the current month's calendar and a list of calendars, including 'nineta.barbatescu@google...' and 'Sărbători în România'. The bottom of the screen shows the Windows taskbar with various application icons and the system clock indicating 12:13 PM on 8/14/2018.

Lun.	Mar.	Mie.	Joi.	Vin.	Sâm.	Dum.
1 ian.	2	3	4	5	6	7
8	9	10	11	12	13	14
15	16	17	18	19	20	21
22	23	24	25	26	27	28
29	30	31	1 feb.	2	3	4

- It became available on April 13, 2006, and exited the beta stage in July 2009.

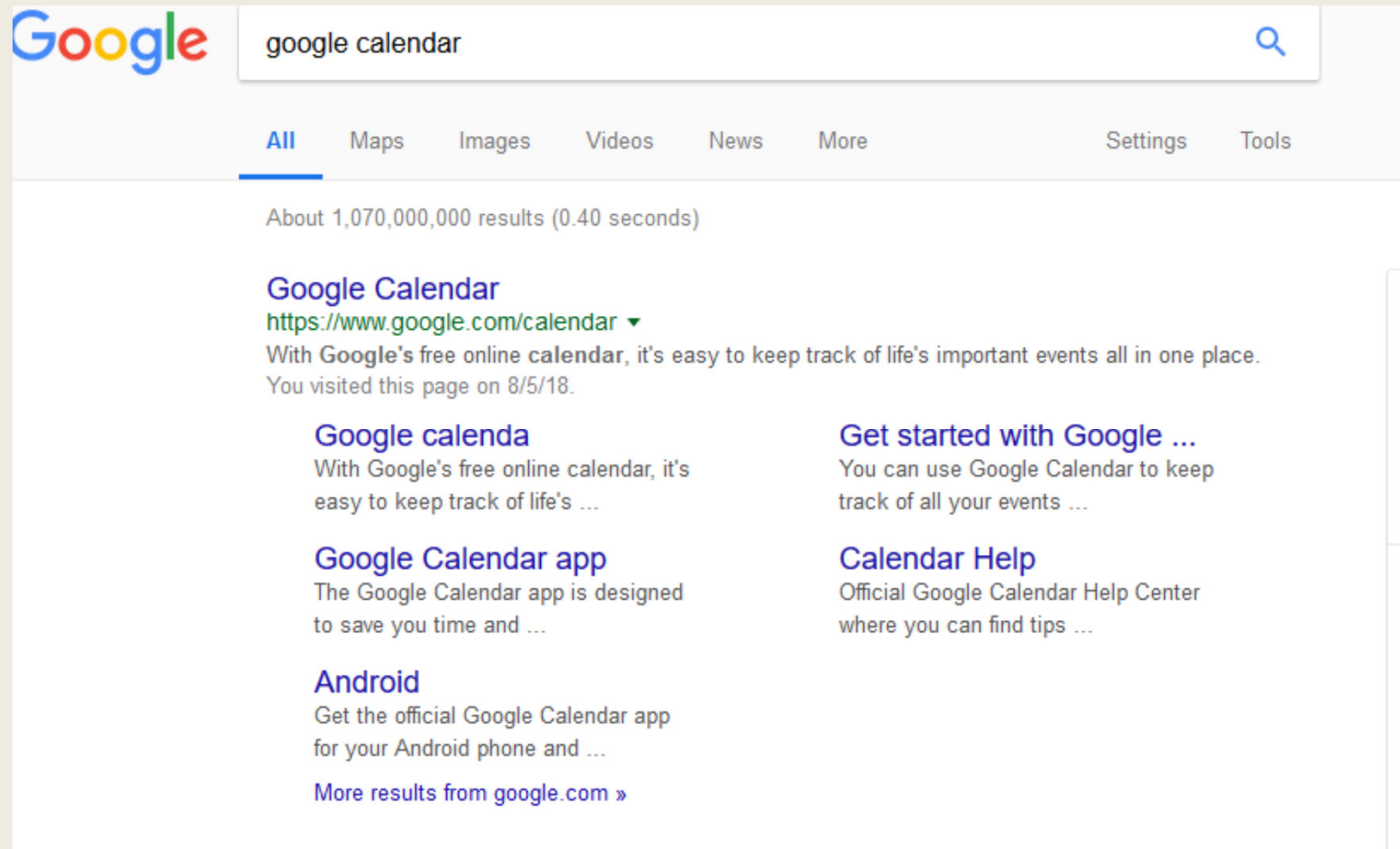


## 7 reasons to use Google Calendar:

- Share your schedule
- Get your calendar on the go
- Never forget another event again
- Send invitations and track RSVPs
- Sync with your desktop applications
- Work offline
- It's free.



# Google “Google Calendar”



The screenshot shows a Google search interface. The search bar contains the text "google calendar" and a magnifying glass icon. Below the search bar, there are navigation tabs for "All", "Maps", "Images", "Videos", "News", "More", "Settings", and "Tools". The "All" tab is selected. Below the tabs, it says "About 1,070,000,000 results (0.40 seconds)". The main search result is for "Google Calendar" with the URL "https://www.google.com/calendar" and a dropdown arrow. Below the URL, there is a description: "With Google's free online calendar, it's easy to keep track of life's important events all in one place. You visited this page on 8/5/18." To the right of the main result, there are four related links: "Google calenda" (with a description), "Get started with Google ..." (with a description), "Google Calendar app" (with a description), and "Calendar Help" (with a description). At the bottom of the search results, there is a link "More results from google.com »".

Google

google calendar

All Maps Images Videos News More Settings Tools

About 1,070,000,000 results (0.40 seconds)

**Google Calendar**  
<https://www.google.com/calendar> ▼  
With Google's free online calendar, it's easy to keep track of life's important events all in one place.  
You visited this page on 8/5/18.

**Google calenda**  
With Google's free online calendar, it's easy to keep track of life's ...

**Get started with Google ...**  
You can use Google Calendar to keep track of all your events ...

**Google Calendar app**  
The Google Calendar app is designed to save you time and ...

**Calendar Help**  
Official Google Calendar Help Center where you can find tips ...

**Android**  
Get the official Google Calendar app for your Android phone and ...

[More results from google.com »](#)

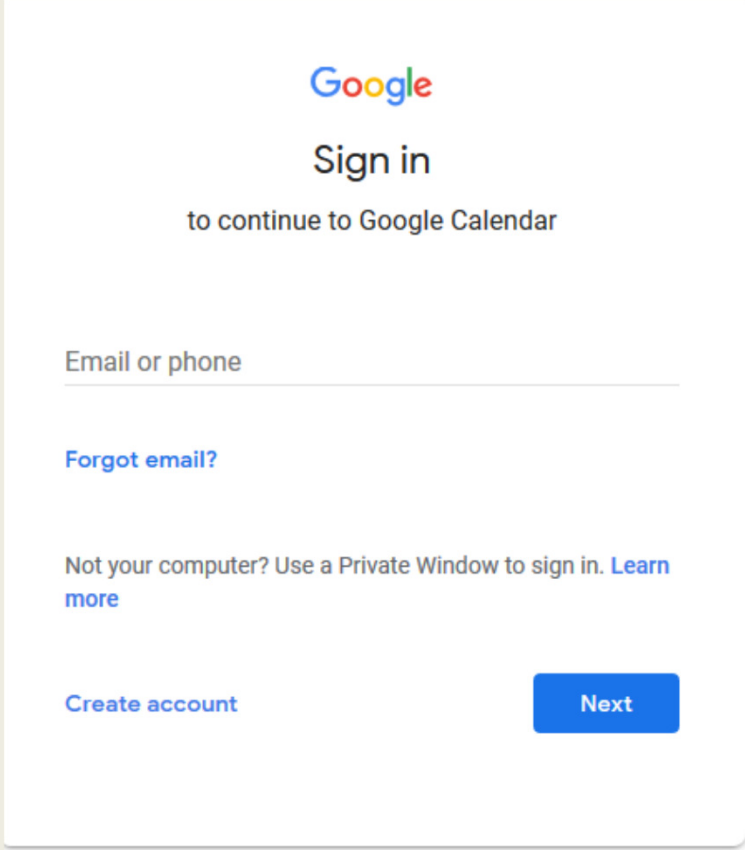


Erasmus+

- Or go to this link...

[www.google.com/calendar](http://www.google.com/calendar)

- Prior creating an event, you are **REQUIRED** to create an account



Google

Sign in

to continue to Google Calendar

Email or phone

[Forgot email?](#)

Not your computer? Use a Private Window to sign in. [Learn more](#)

[Create account](#) [Next](#)

English (United States) ▾ [Help](#) [Privacy](#) [Terms](#)




## There are 2 ways of creating your Google Calendar account.

1. Create it by using your GMAIL account (just 2 easy steps);
2. Create it by using your other EMAIL account .

# Enter your Gmail account

Sign in to continue to Gmail




Email

Password


**Sign in**

Stay signed in [Need help?](#)



# Enter your Password

Sign in to continue to Gmail

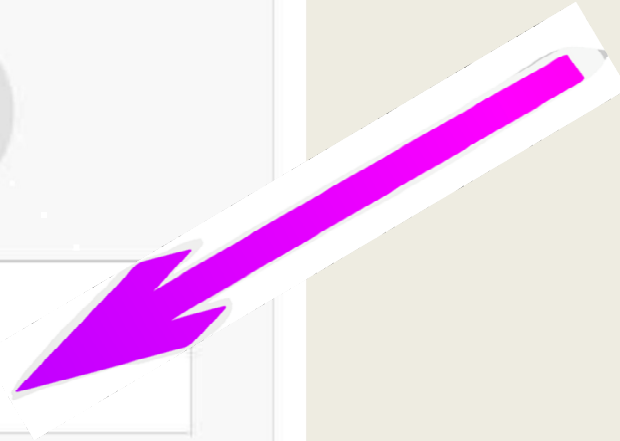


Email

Password


**Sign in**

Stay signed in [Need help?](#)



# Click Sign-in

Sign in to continue to Gmail

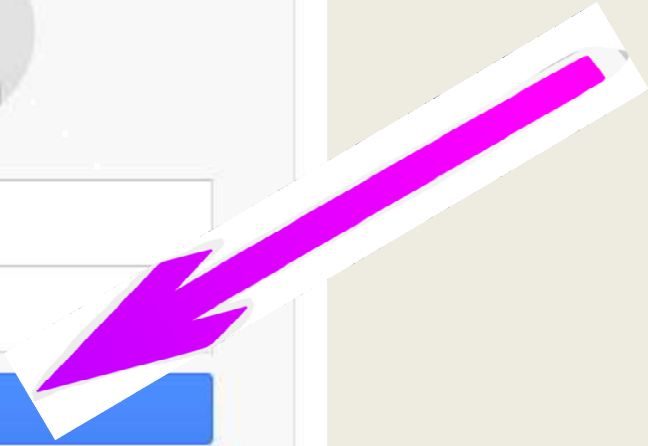


Email


Password

**Sign in**

Stay signed in [Need help?](#)



Sign in to continue to Gmail

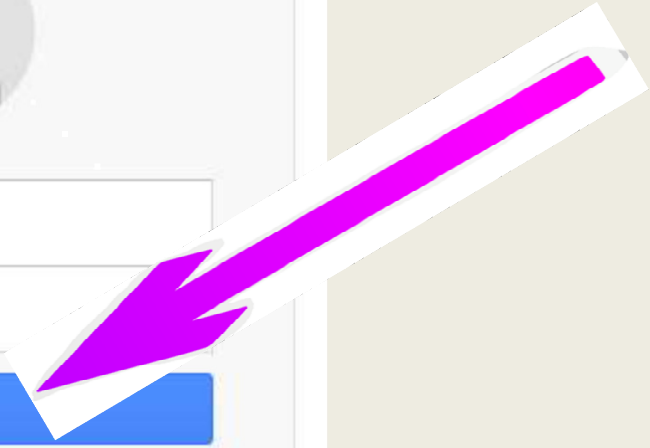


Email

Password

**Sign in**

Stay signed in [Need help?](#)





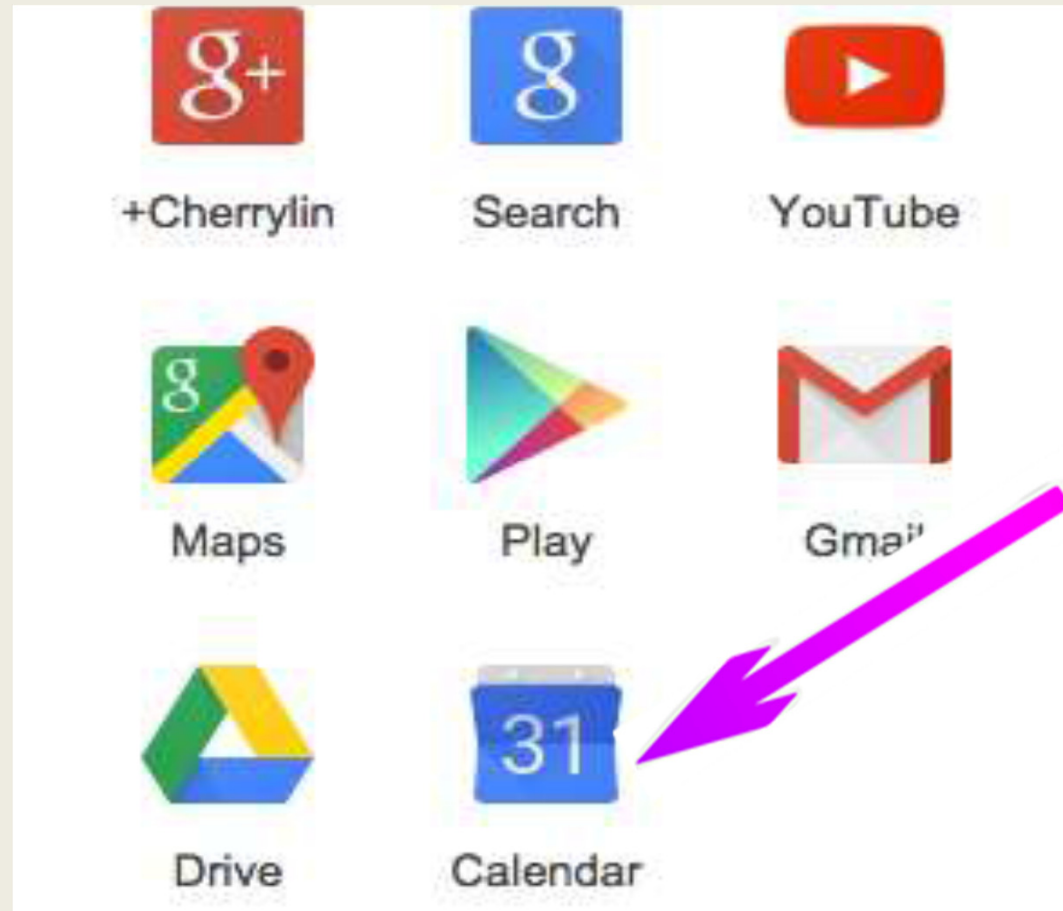


Click “” icon

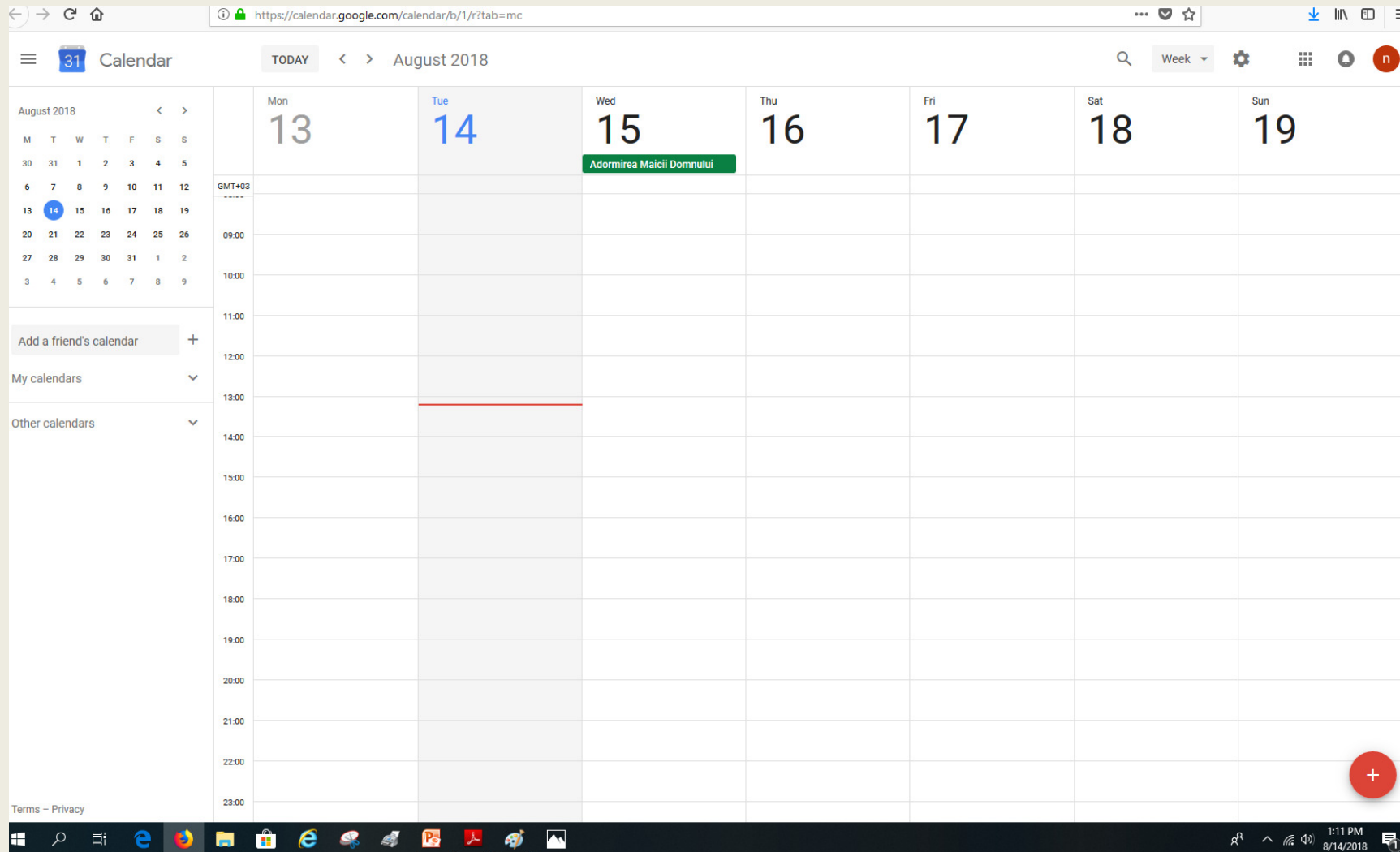
The screenshot shows a Gmail inbox in a browser. The address bar displays <https://mail.google.com/mail/u/0/#inbox>. The browser's bookmark bar includes folders for Apps, ICOC, News, Popular, stock market, AIM, career growth, and online job. The Gmail interface features a search bar, a notification for '+Cherr...', and a grid icon (the 'app menu') which is highlighted by a pink arrow. The inbox is organized into tabs: Primary, Social (50+ new), and Promotions. The Primary tab is active, showing a list of emails with columns for checkboxes, stars, senders, subjects, and times.

Primary	Social <b>50+ new</b>	Promotions
<input type="checkbox"/> <input type="star"/> <input type="reply"/> Omeng - SmartPinoyInvest.	<input type="checkbox"/> <input type="star"/> <input type="reply"/> Noel Gamboa, Pen Goyma, John Ed...	<input type="checkbox"/> <input type="star"/> <input type="reply"/> Promotions
<input type="checkbox"/> <input type="star"/> <input type="reply"/> Coursera	<input type="checkbox"/> <input type="star"/> <input type="reply"/> Hi Cherrylin, we have recommended courses for you - coursera logo Recommended C	<input type="checkbox"/> <input type="star"/> <input type="reply"/> 9:24 am
<input type="checkbox"/> <input type="star"/> <input type="reply"/> Ignition Marketing, Bins.	<input type="checkbox"/> <input type="star"/> <input type="reply"/> This Is Your Webinar Details. - Live webinar event! Hi Friend, Ito yung magsisilbing on	<input type="checkbox"/> <input type="star"/> <input type="reply"/> 8:24 am
<input type="checkbox"/> <input type="star"/> <input type="reply"/> Ignition Marketing Team	<input type="checkbox"/> <input type="star"/> <input type="reply"/> 1,007 Attendees... Kitakits sa Biyernes! - Hi Friend, Kung hindi mo pa nababalitaan, m	<input type="checkbox"/> <input type="star"/> <input type="reply"/> 2:01 am
<input type="checkbox"/> <input type="star"/> <input type="reply"/> sandro da silva	<input type="checkbox"/> <input type="star"/> <input type="reply"/> nesTEN aktivitet på fredag 13 februar - Hei foreldre. Det er nesTEN aktivitet på fredag	<input type="checkbox"/> <input type="star"/> <input type="reply"/> Feb 8
<input type="checkbox"/> <input type="star"/> <input type="reply"/> Ignition Marketing Team	<input type="checkbox"/> <input type="star"/> <input type="reply"/> Welcome To Ignition Marketing Newsletter - Thank you for subscribing to Ignition Mark	<input type="checkbox"/> <input type="star"/> <input type="reply"/> Feb 8
<input type="checkbox"/> <input type="star"/> <input type="reply"/> Jomar Hilario	<input type="checkbox"/> <input type="star"/> <input type="reply"/> You need to fill this up... - Dear Cherrylin, Just so we're clear here, please complete th	<input type="checkbox"/> <input type="star"/> <input type="reply"/> Feb 8
<input type="checkbox"/> <input type="star"/> <input type="reply"/> J3 Patino	<input type="checkbox"/> <input type="star"/> <input type="reply"/> online business - interesado ka ba? - Hey Cherrylin, Are you interested to know how tr	<input type="checkbox"/> <input type="star"/> <input type="reply"/> Feb 6

Click “Calendar”

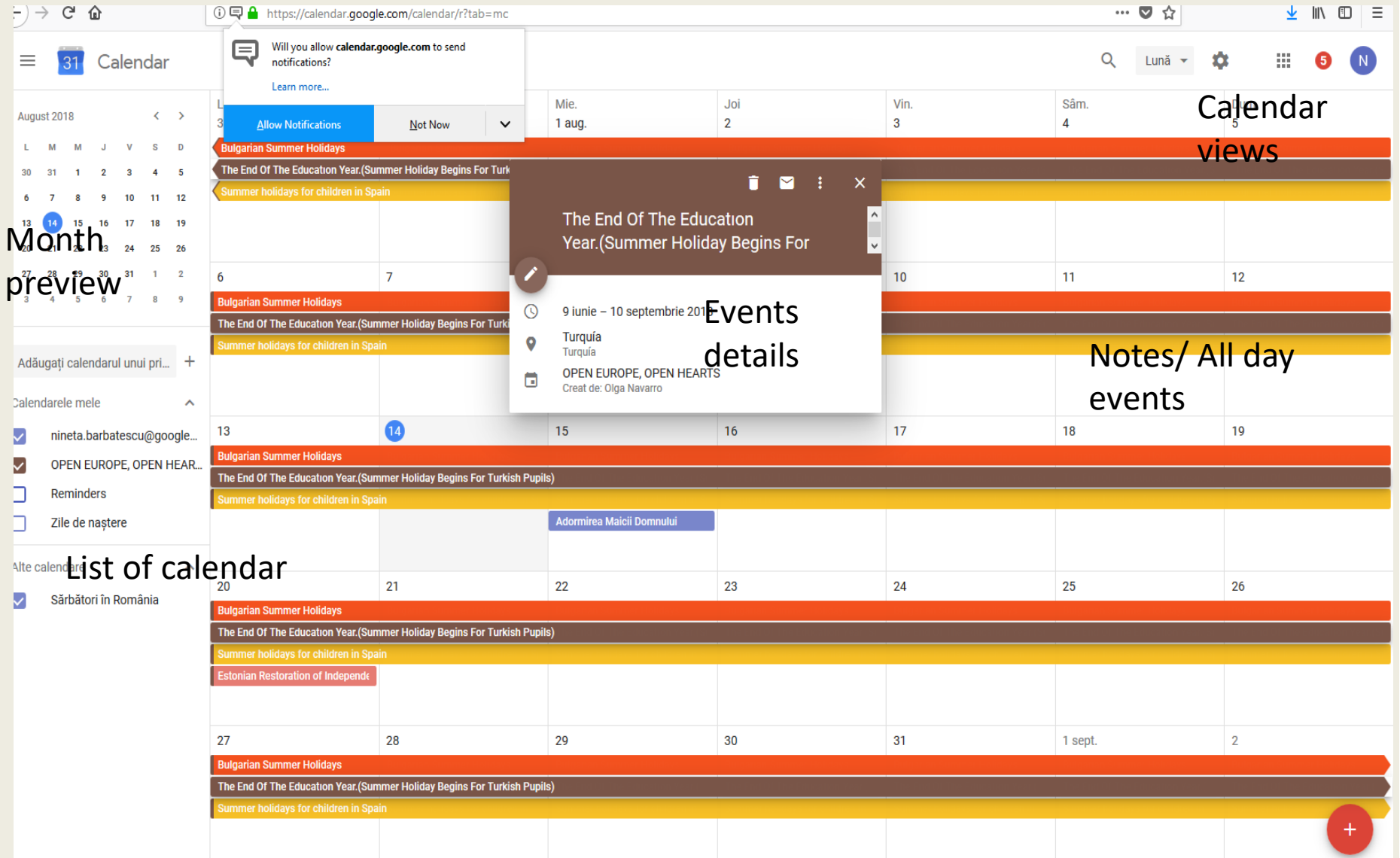


# A new page appear and that's your calendar page



The screenshot shows the Google Calendar web interface. The browser address bar displays the URL <https://calendar.google.com/calendar/b/1/r?tab=mc>. The page title is "Calendar" and the current view is "TODAY" for "August 2018". The main calendar grid shows a week from Monday, August 13, to Sunday, August 19. A green event titled "Adormirea Maicii Domnului" is scheduled for Wednesday, August 15, from 13:00 to 14:00. The left sidebar includes a mini-month calendar for August 2018, a search bar, and sections for "Add a friend's calendar", "My calendars", and "Other calendars". The bottom of the page shows the Windows taskbar with various application icons and the system tray displaying the time as 1:11 PM on 8/14/2018.

# The Calendar Layout



The screenshot shows the Google Calendar interface with several annotations:

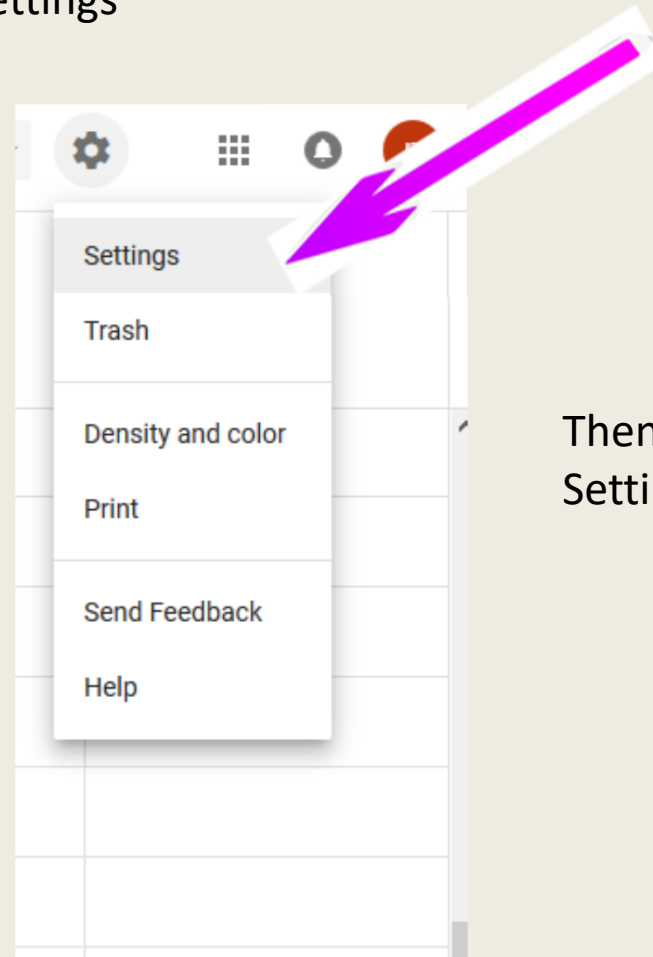
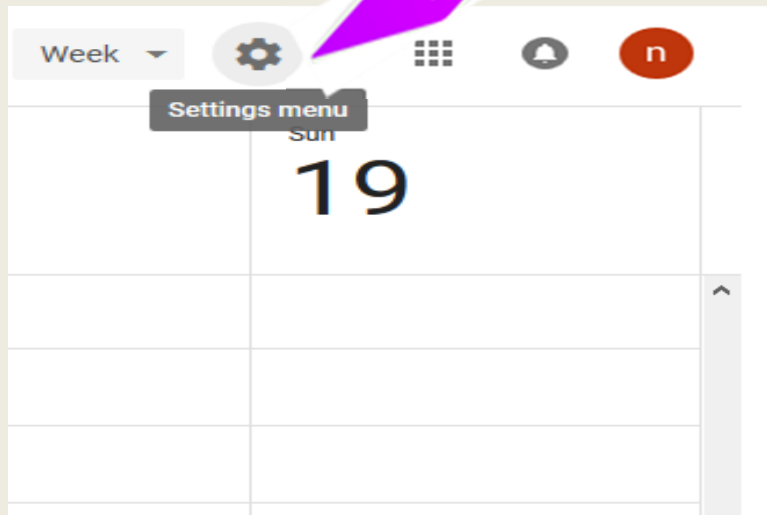
- Month preview:** A small calendar grid on the left side of the interface.
- List of calendar:** A sidebar on the left showing a list of calendars, including "Sărbători în România".
- Calendar views:** A label pointing to the top right of the calendar grid.
- Events details:** A label pointing to a pop-up window showing details for an event titled "The End Of The Education Year.(Summer Holiday Begins For...".
- Notes/ All day events:** A label pointing to the horizontal bars representing all-day events.

The calendar grid displays events for August 2018, including "Bulgarian Summer Holidays", "The End Of The Education Year.(Summer Holiday Begins For Turkish Pupils)", "Summer holidays for children in Spain", and "Adormirea Maicii Domnului".



Before you enter your event, you need to select your **Country** and **Time Zone** first

Click "Settings"  
menu



Then, select  
Settings

← Settings

General ^

Language and region

Time zone

World clock

Event settings

View options

Events from Gmail

Keyboard shortcuts

Add calendar v

Import & export

Settings for my calendars

nineta barbatescu

Birthdays

Settings for other calendars

Sărbători în România

Language and region

Language  
English (US)

Country  
Romania (România)

Time format  
13:00

Time zone

Display secondary time zone

Primary time zone  
(GMT+03:00) Eastern European Time - Bucharest

Label

Secondary time zone  
Not selected

Label

Ask to update my primary time zone to current location

Learn more about how Google Calendar works across [time zones](#)

World clock

Show world clock

ADD TIME ZONE

Event settings

Default duration  
60 minutes

Speedy meetings

End 30 minute meetings 5 minutes early and longer meetings 10 minutes early

This will appear.  
Calendar Settings

← Settings

General ^

Language and region

Time zone

World clock

Event settings

View options

Events from Gmail

Keyboard shortcuts

Add calendar v

Import & export

Settings for my calendars

nineta barbatescu

Birthdays

Settings for other calendars

Sărbători în România

Language and region

Language  
English (US) v

Country  
Romania (România) v

Time format  
13:00 v

Time zone

Display secondary time zone

Primary time zone  
(GMT+03:00) Eastern European Time - Bucharest Label

Secondary time zone  
Not selected Label

Ask to update my primary time zone to current location

Learn more about how Google Calendar works across [time zones](#)

World clock

Show world clock

ADD TIME ZONE

Event settings

Default duration  
60 minutes v

Speedy meetings

End 30 minute meetings 5 minutes early and longer meetings 10 minutes early

Select your language



← Settings

General ^

Language and region

Time zone

World clock

Event settings

View options

Events from Gmail

Keyboard shortcuts

Add calendar v

Import & export

Settings for my calendars

nineta barbatescu

Birthdays

Settings for other calendars

Sărbători în România

Language and region

Language  
English (US)

Country  
Romania (România)

Time format  
13:00

Time zone

Display secondary time zone

Primary time zone  
(GMT+03:00) Eastern European Time - Bucharest

Label

Secondary time zone  
Not selected

Label

Ask to update my primary time zone to current location

Learn more about how Google Calendar works across [time zones](#)

World clock

Show world clock

ADD TIME ZONE

Event settings

Default duration  
60 minutes

Speedy meetings

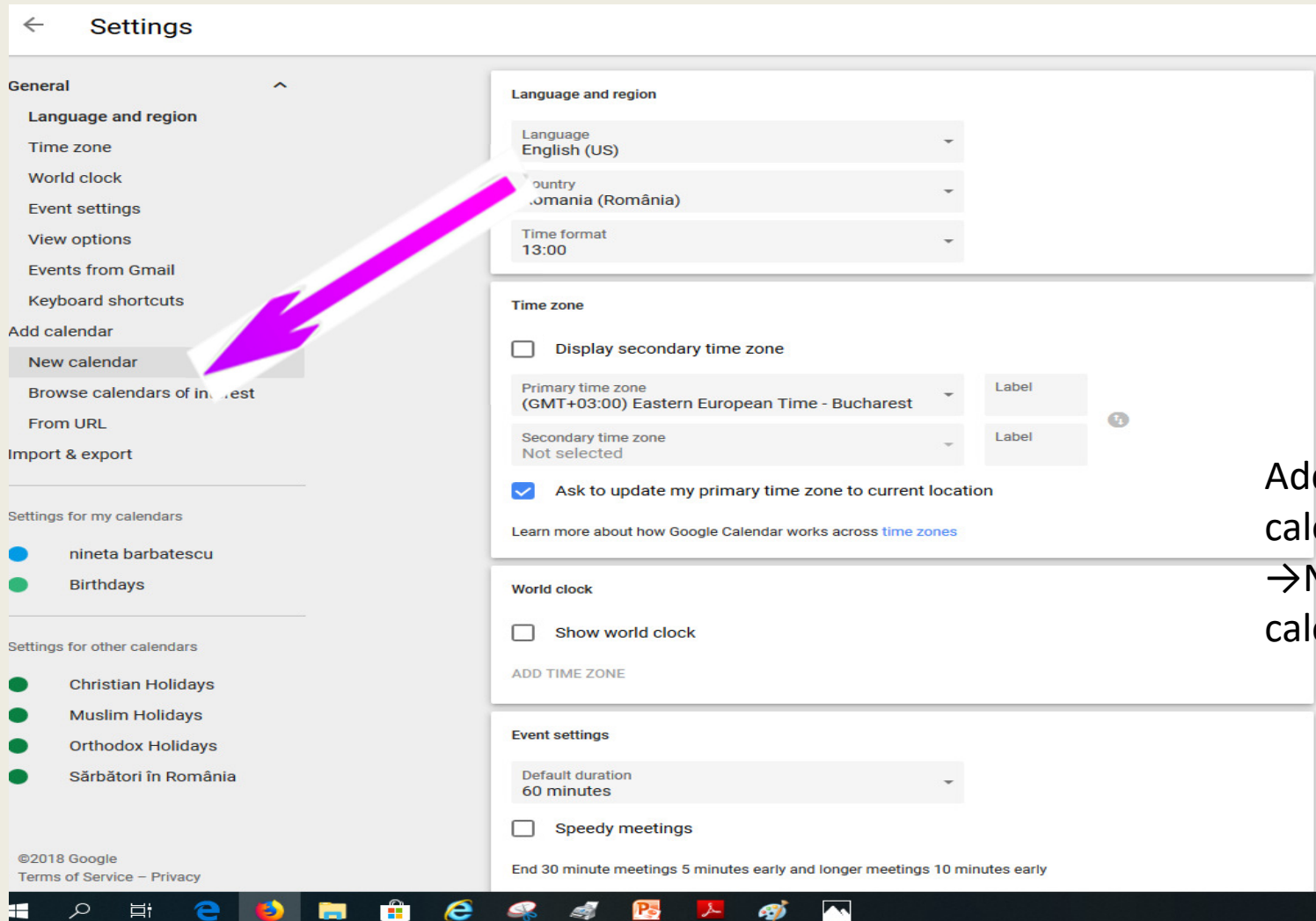
End 30 minute meetings 5 minutes early and longer meetings 10 minutes early

Select your country.

Selecting the country will automatically configure your time zone.



# Add calendar



The screenshot shows the Google Calendar settings interface. On the left, a sidebar menu is visible with the following sections:

- General
  - Language and region
  - Time zone
  - World clock
  - Event settings
  - View options
  - Events from Gmail
  - Keyboard shortcuts
- Add calendar
  - New calendar** (highlighted with a pink arrow)
  - Browse calendars of interest
  - From URL
- Import & export

The main content area shows the 'Language and region' settings:

- Language: English (US)
- Country: Romania (România)
- Time format: 13:00

The 'Time zone' section includes:

- Display secondary time zone
- Primary time zone: (GMT+03:00) Eastern European Time - Bucharest
- Secondary time zone: Not selected
- Ask to update my primary time zone to current location

The 'World clock' section has:

- Show world clock
- ADD TIME ZONE

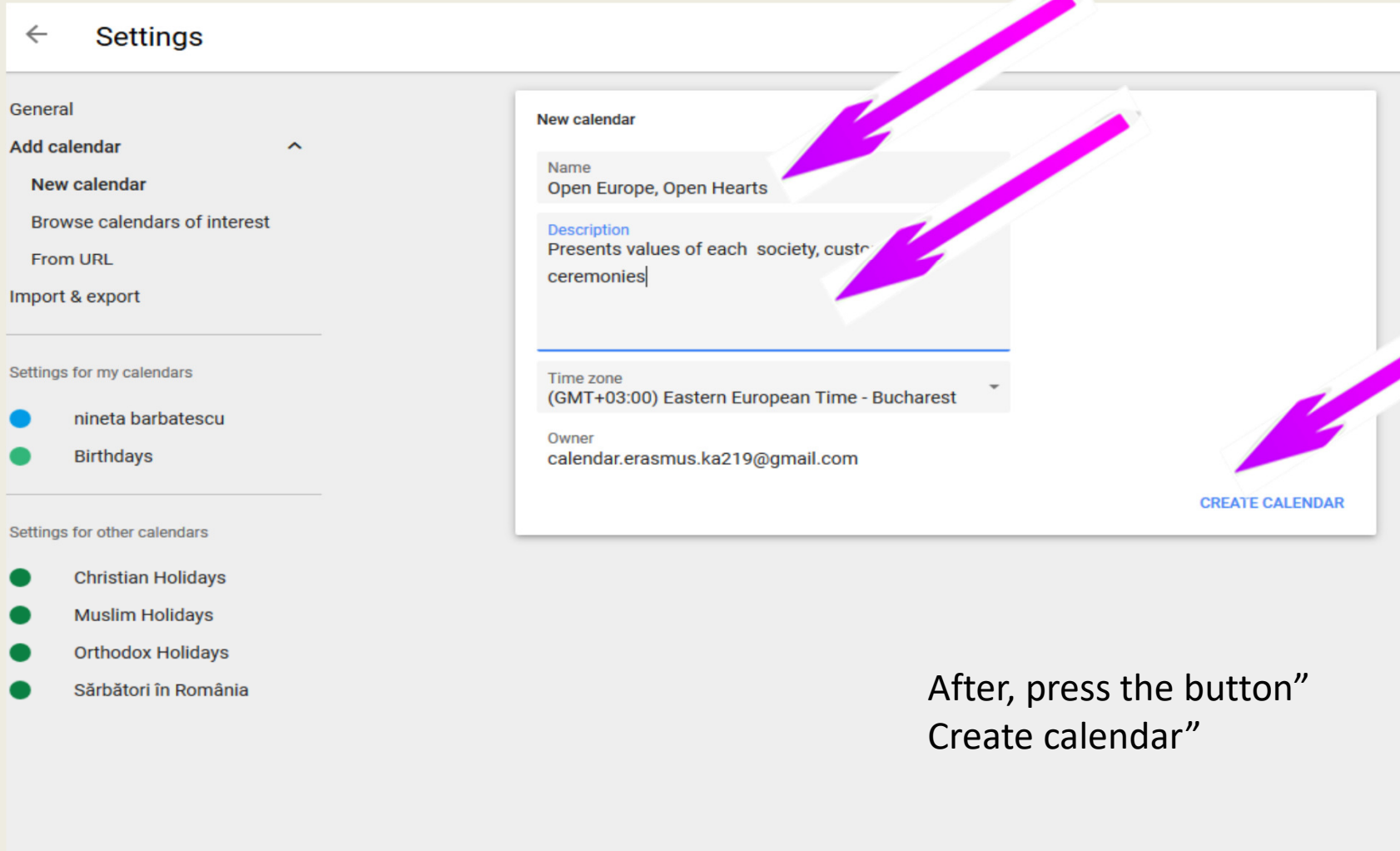
The 'Event settings' section has:

- Default duration: 60 minutes
- Speedy meetings
- End 30 minute meetings 5 minutes early and longer meetings 10 minutes early

At the bottom, there is a Windows taskbar with various application icons.

Add  
calendar  
→ New  
calendar

## Fill out name, description of the calendar



← Settings

General

Add calendar ^

- New calendar
- Browse calendars of interest
- From URL

Import & export

---

Settings for my calendars

- nineta barbatescu
- Birthdays

---

Settings for other calendars

- Christian Holidays
- Muslim Holidays
- Orthodox Holidays
- Sărbători în România

**New calendar**

Name  
Open Europe, Open Hearts

Description  
Presents values of each society, customs, ceremonies|

---

Time zone  
(GMT+03:00) Eastern European Time - Bucharest

Owner  
calendar.erasmus.ka219@gmail.com

[CREATE CALENDAR](#)

After, press the button”  
Create calendar”

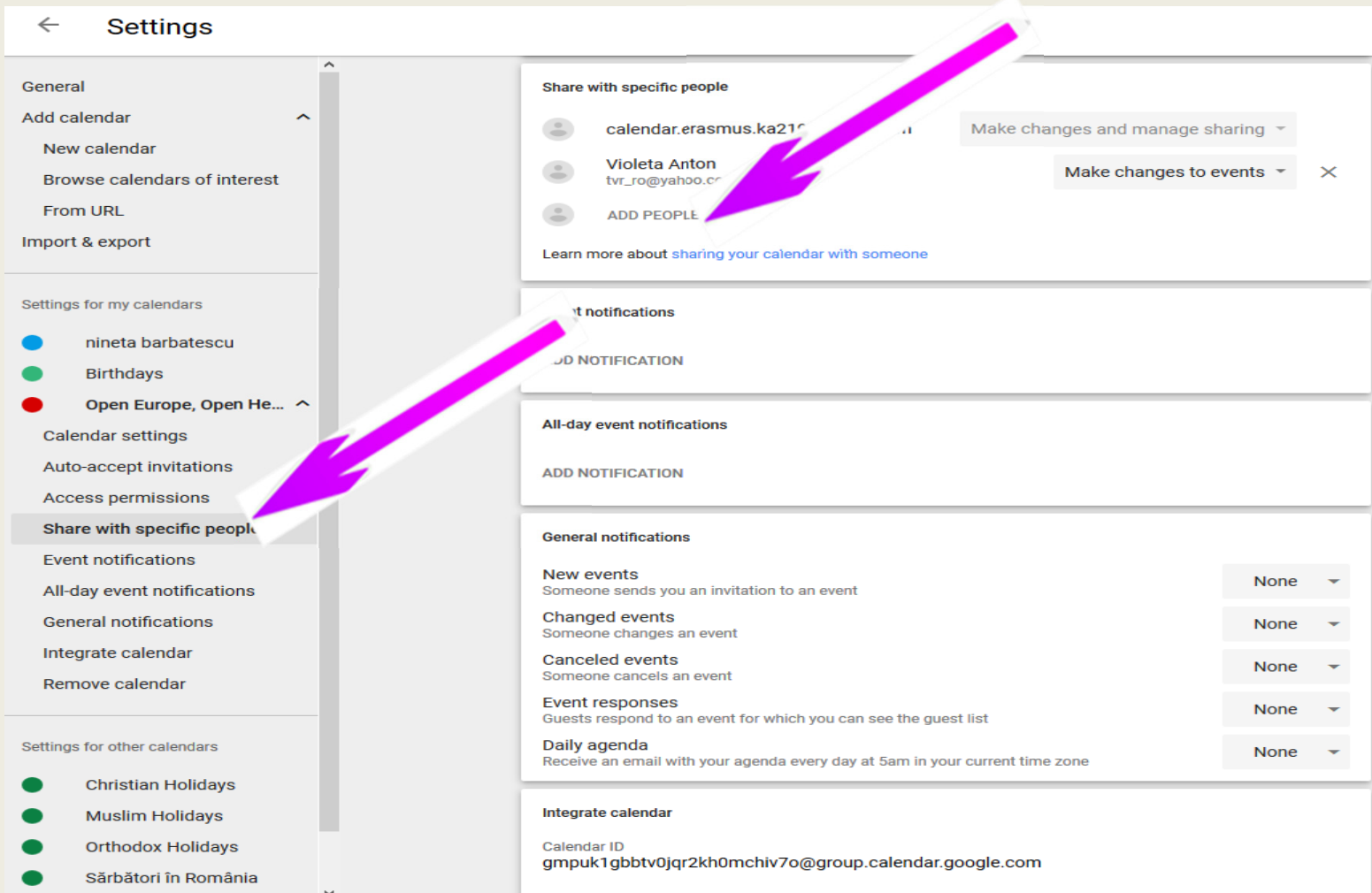


Erasmus+

Each calendar you create appears under My Calendars list.

The screenshot shows a mobile calendar application interface. At the top, there is a header with a menu icon, the date '31', and the title 'Calendar'. Below the header is a calendar grid for August 2018, with the 14th highlighted. To the right of the grid is a vertical time axis labeled 'GMT+03' with hourly slots from 01:00 to 11:00. Below the calendar grid is a section titled 'Add a friend's calendar' with a plus sign. Underneath is a section titled 'My calendars' with an upward arrow, containing a list of calendars with checkboxes: 'nineta barbatescu' (checked), 'Birthdays' (unchecked), 'Open Europe, Open Hea' (unchecked), and 'Reminders' (checked). Below this is a section titled 'Other calendars' with an upward arrow, containing a list of calendars with checkboxes: 'Christian Holidays' (checked), 'Muslim Holidays' (checked), 'Orthodox Holidays' (checked), and 'Sărbători în România' (checked).

# Enter friend's email if you want to invite



← Settings

General

Add calendar

- New calendar
- Browse calendars of interest
- From URL
- Import & export

Settings for my calendars

- nineta barbatescu
- Birthdays
- Open Europe, Open He... ^

Calendar settings

- Auto-accept invitations
- Access permissions
- Share with specific people**
- Event notifications
- All-day event notifications
- General notifications
- Integrate calendar
- Remove calendar

Settings for other calendars

- Christian Holidays
- Muslim Holidays
- Orthodox Holidays
- Sărbători în România

Share with specific people

- calendar.erasmus.ka21...  ▾
- Violeta Anton tvr\_ro@yahoo.co...  ▾ ×
- ADD PEOPLE

[Learn more about sharing your calendar with someone](#)

Event notifications

ADD NOTIFICATION

All-day event notifications

ADD NOTIFICATION

General notifications

New events  
Someone sends you an invitation to an event  ▾

Changed events  
Someone changes an event  ▾

Canceled events  
Someone cancels an event  ▾

Event responses  
Guests respond to an event for which you can see the guest list  ▾

Daily agenda  
Receive an email with your agenda every day at 5am in your current time zone  ▾

Integrate calendar

Calendar ID  
gmpuk1gbbtv0jqr2kh0mchiv7o@group.calendar.google.com



Enter friend's email if you want to invite, chose the permission you gave and press "Send"

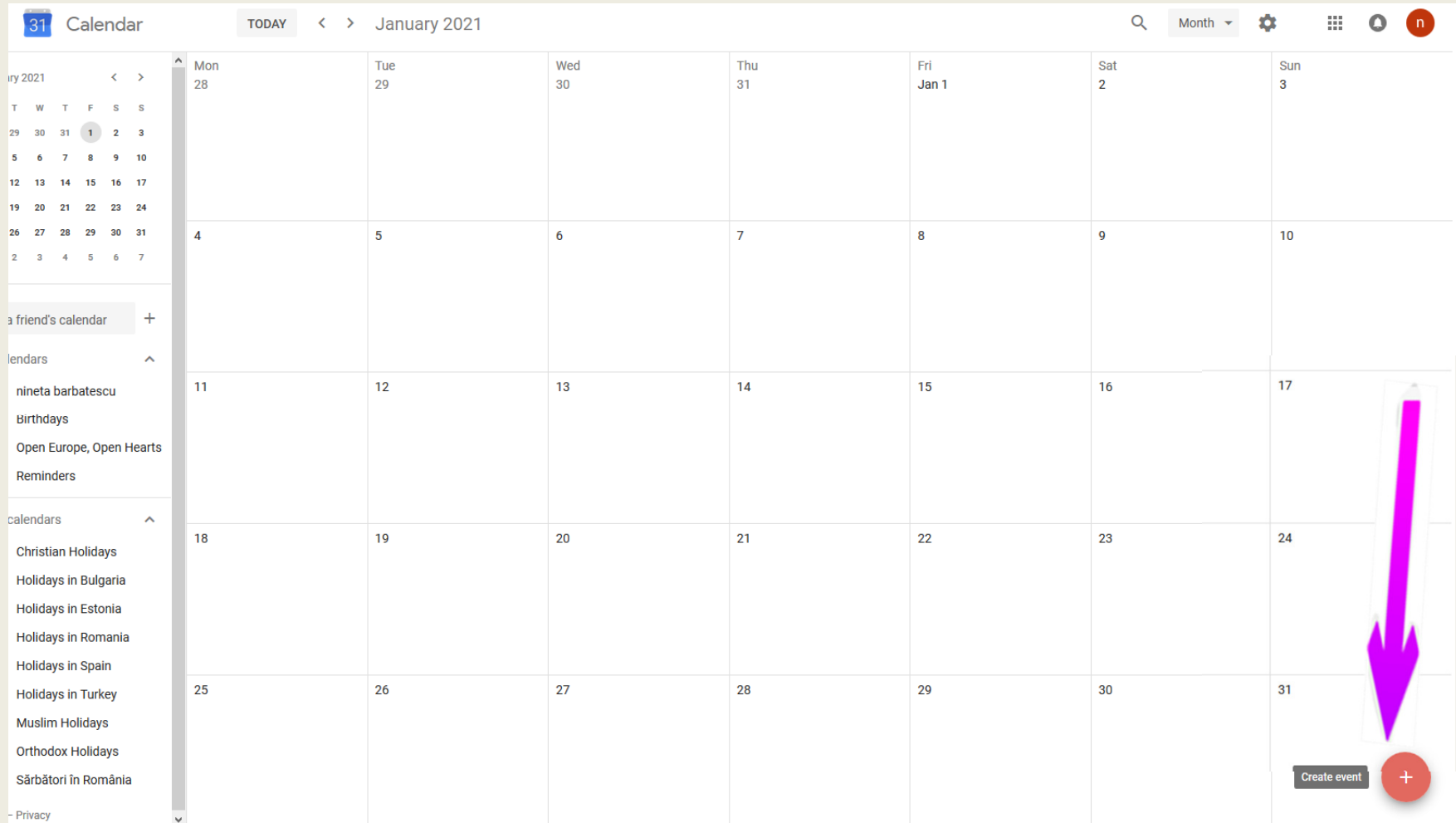
**Share with specific people**

ionut.barbatescu@gmail.com

Permissions  
See all event details

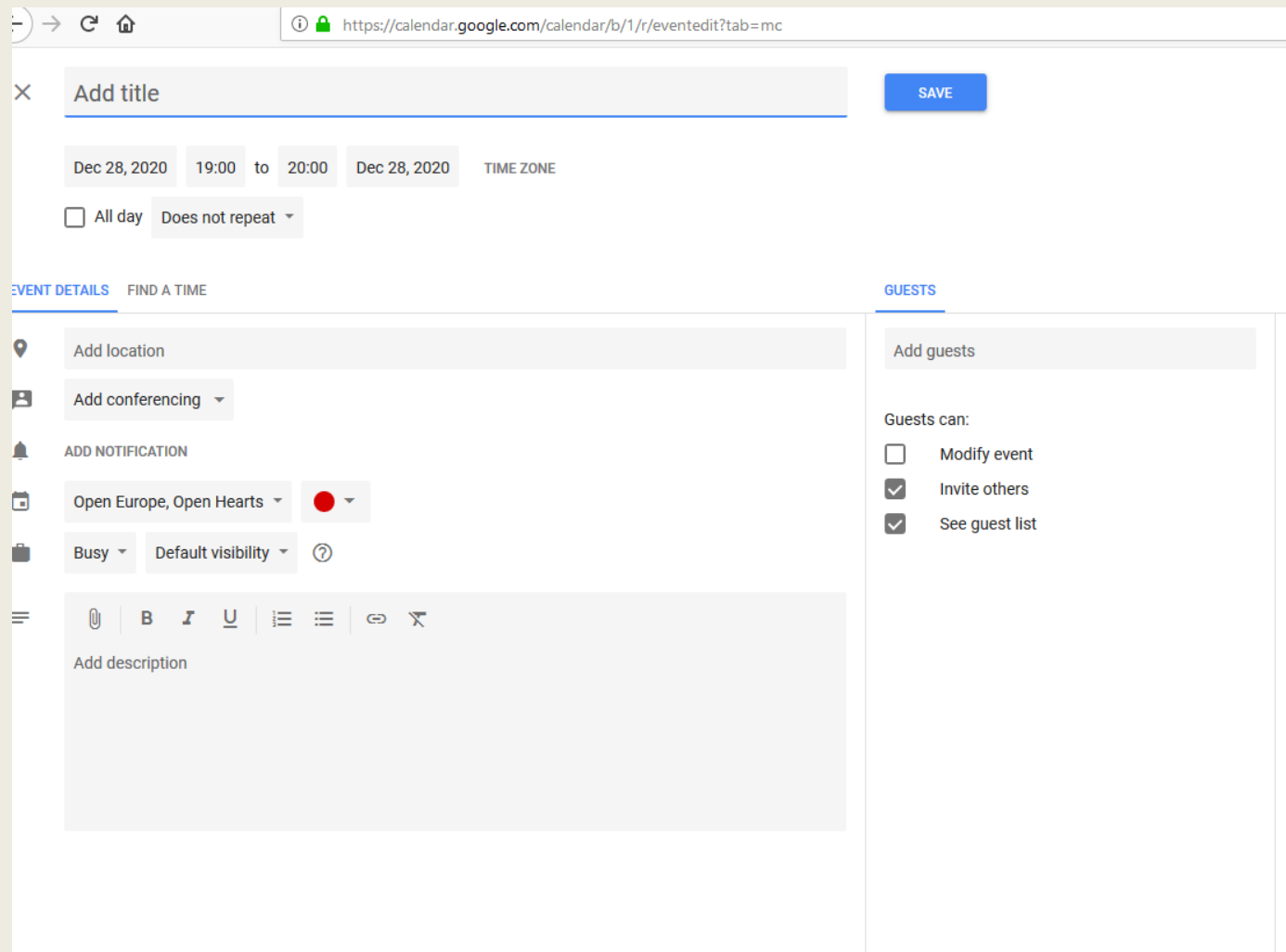
CANCEL SEND

# Create “Events”- click “create events”



The screenshot shows a calendar application interface for January 2021. The main area is a grid of days from Monday 28th to Sunday 31st. On the left, there is a sidebar with a mini-month view and a list of calendars including 'friend's calendar', 'nineta barbatescu Birthdays', 'Open Europe, Open Hearts Reminders', and various holiday calendars. In the bottom right corner, there is a red circular button with a white plus sign and a dark grey button labeled 'Create event'. A large red arrow points from the top right towards the 'Create event' button.

# This will appear...



The screenshot shows the Google Calendar event creation interface. At the top, there is a browser address bar with the URL <https://calendar.google.com/calendar/b/1/r/eventedit?tab=mc>. Below the address bar is a form with a title field containing "Add title" and a "SAVE" button. The date and time are set to "Dec 28, 2020 19:00 to 20:00 Dec 28, 2020" with a "TIME ZONE" dropdown. There is an "All day" checkbox and a "Does not repeat" dropdown. The interface is divided into two main sections: "EVENT DETAILS" and "GUESTS".

**EVENT DETAILS** (with a "FIND A TIME" link):

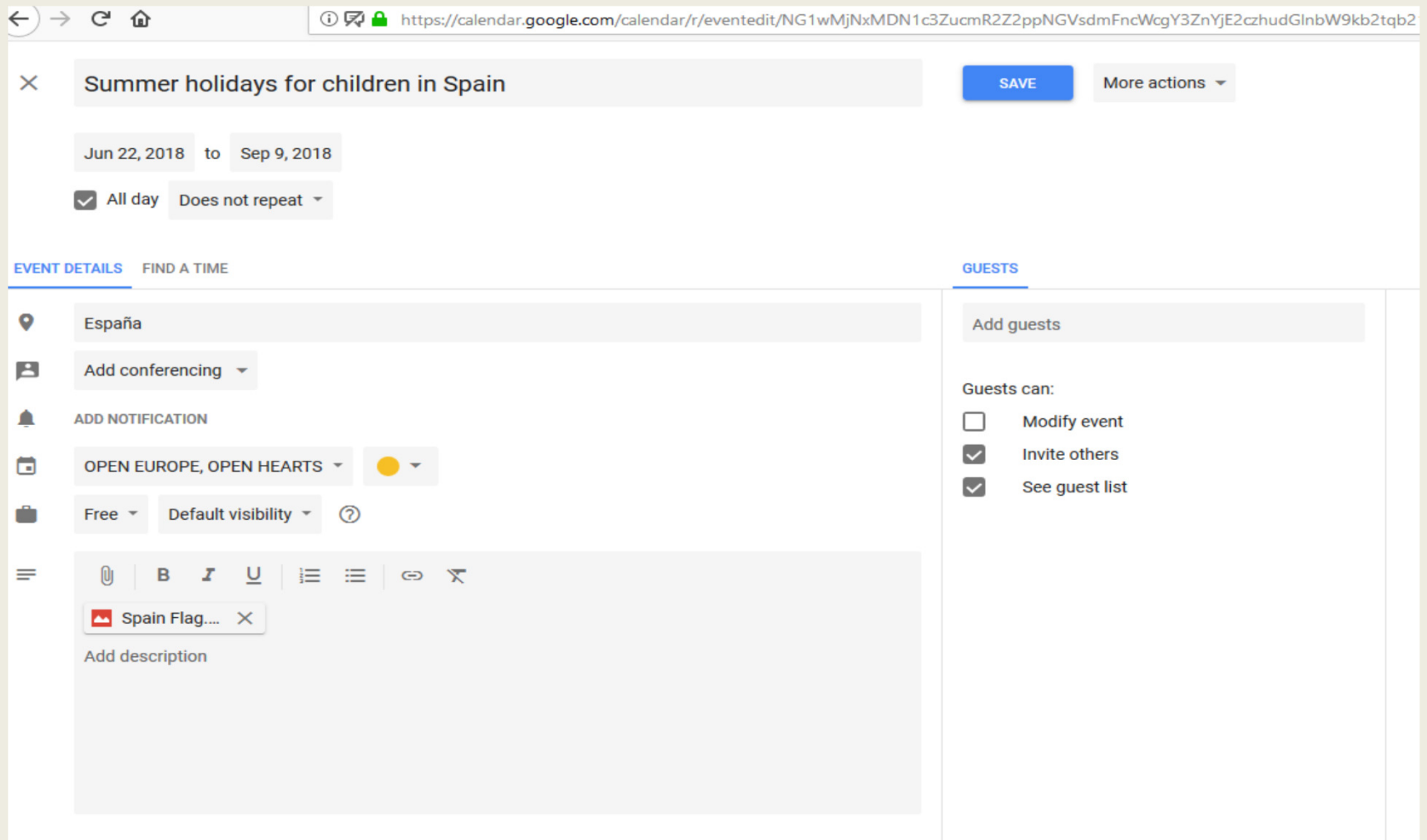
- "Add location" field with a location pin icon.
- "Add conferencing" dropdown menu.
- "ADD NOTIFICATION" section with a bell icon.
- Calendar icon with "Open Europe, Open Hearts" dropdown and a red dot indicator.
- "Busy" dropdown and "Default visibility" dropdown with a help icon.
- Rich text editor with icons for link, bold, italic, underline, bulleted list, numbered list, link, and unlink.
- "Add description" text area.

**GUESTS** (with an "Add guests" field):

Guests can:

- Modify event
- Invite others
- See guest list

# Fill out all the details regarding your event



The screenshot shows the Google Calendar event edit interface for an event titled "Summer holidays for children in Spain". The event is scheduled for June 22, 2018, to September 9, 2018, and is marked as an all-day event that does not repeat. The location is set to "España". The event is categorized as "OPEN EUROPE, OPEN HEARTS" and is set to "Free" with "Default visibility". The "GUESTS" section is active, showing options for "Add guests" and "Guests can:" with checkboxes for "Modify event" (unchecked), "Invite others" (checked), and "See guest list" (checked). The "EVENT DETAILS" section includes options for "Add conferencing", "ADD NOTIFICATION", and a rich text editor with a "Spain Flag..." image placeholder and a "Add description" prompt.

Summer holidays for children in Spain

SAVE More actions

Jun 22, 2018 to Sep 9, 2018

All day Does not repeat

EVENT DETAILS FIND A TIME

España

Add conferencing

ADD NOTIFICATION

OPEN EUROPE, OPEN HEARTS

Free Default visibility

Spain Flag...

Add description

GUESTS

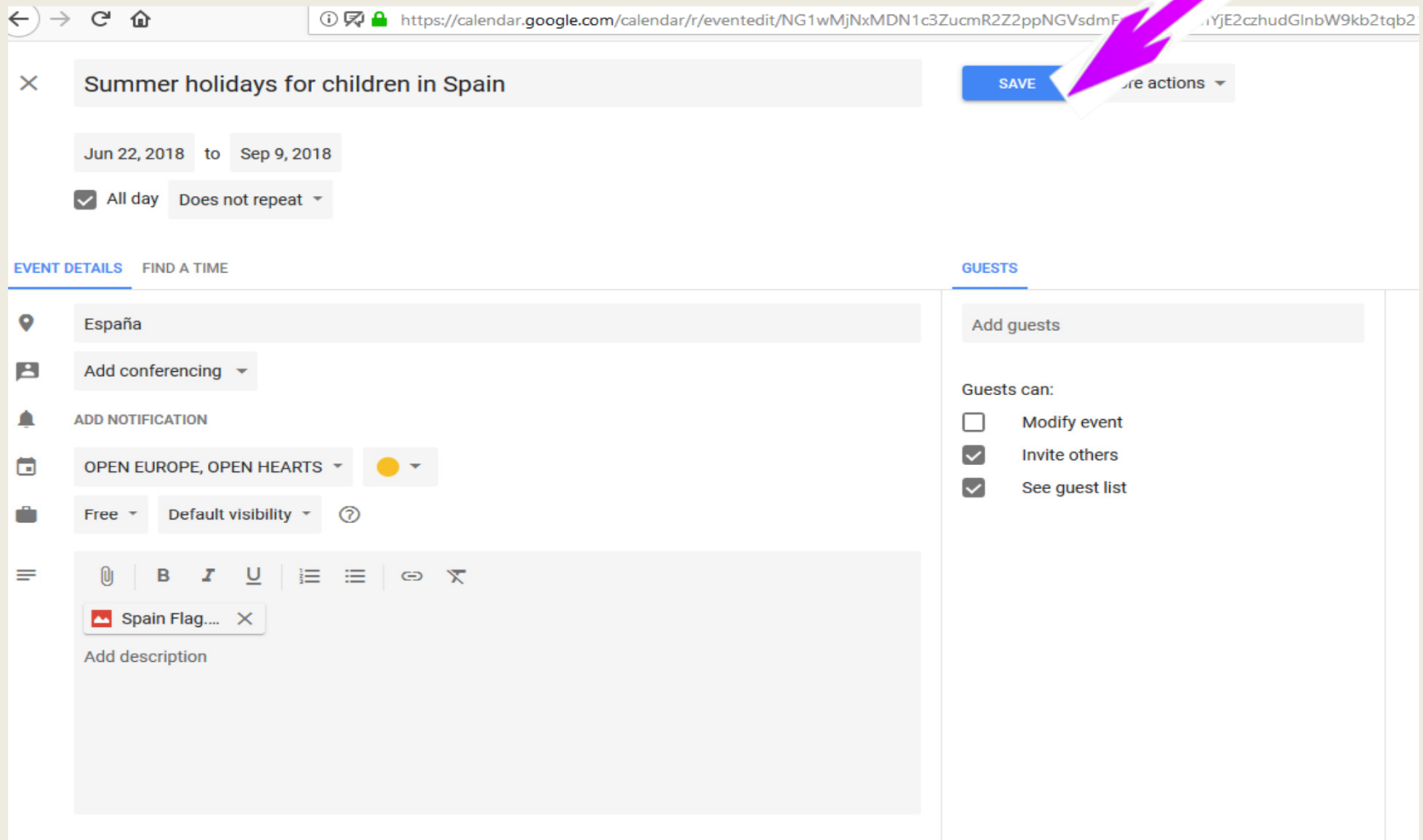
Add guests

Guests can:

- Modify event
- Invite others
- See guest list

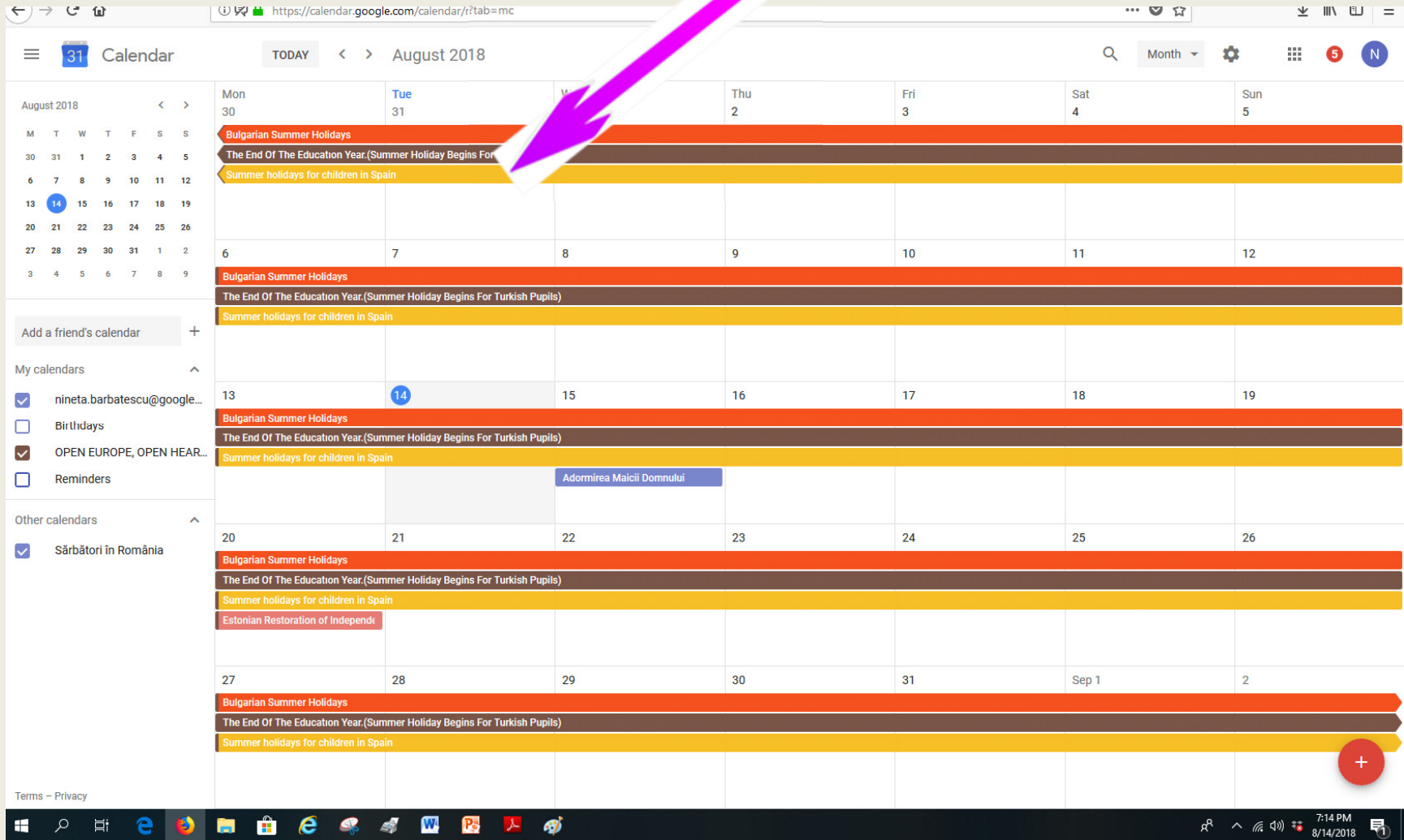


# Once done, click “Save”



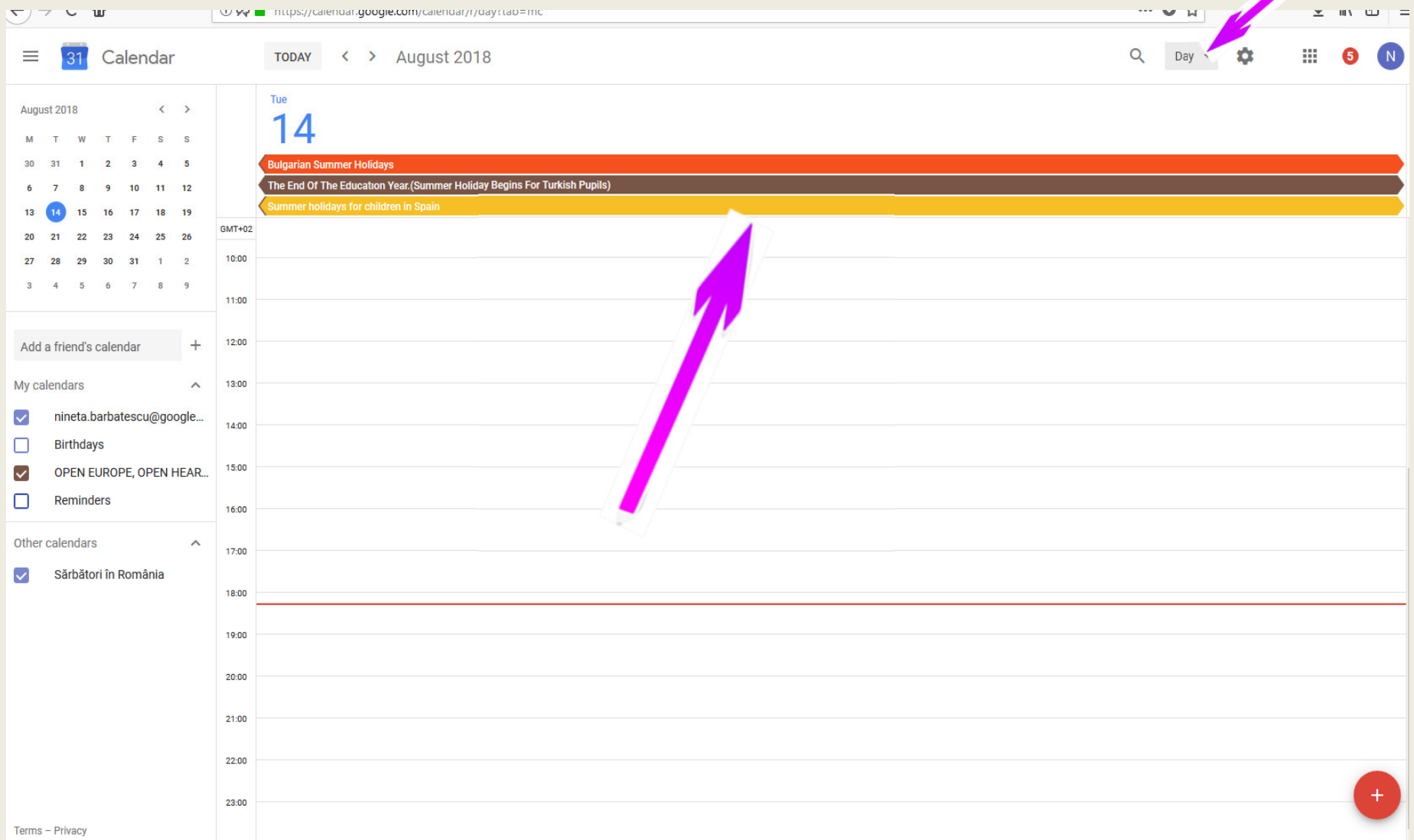
The screenshot shows the Google Calendar event editing interface. At the top, the event title is "Summer holidays for children in Spain". Below the title, the dates are set from "Jun 22, 2018" to "Sep 9, 2018". The "All day" checkbox is checked, and the repeat option is set to "Does not repeat". A red arrow points to the "SAVE" button in the top right corner. The "EVENT DETAILS" section on the left includes the location "España", an "Add conferencing" button, an "ADD NOTIFICATION" section, a calendar icon with "OPEN EUROPE, OPEN HEARTS" and a yellow circle, and a "Free" status with "Default visibility". The "GUESTS" section on the right has an "Add guests" button and a "Guests can:" section with three options: "Modify event" (unchecked), "Invite others" (checked), and "See guest list" (checked). The bottom of the page shows a rich text editor with a "Spain Flag...." image placeholder and a "Add description" prompt.

# Now, you can see your event



The screenshot shows a Google Calendar interface for August 2018. The calendar is displayed in a monthly view with a grid of days. A pink arrow points to the event 'The End Of The Education Year.(Summer Holiday Begins For Turkish Pupils)' on August 14th. Other events include 'Bulgarian Summer Holidays' (orange bars), 'Summer holidays for children in Spain' (yellow bars), and 'Adormirea Maicii Domnului' (blue bar) on August 22nd. The left sidebar shows 'My calendars' with 'nineta.barbatescu@google...' checked, and 'Other calendars' with 'Sărbători în România' checked. The bottom of the screen shows the Windows taskbar with various application icons and the system tray displaying the time as 7:14 PM on 8/14/2018.

# You can view your events in “Day”



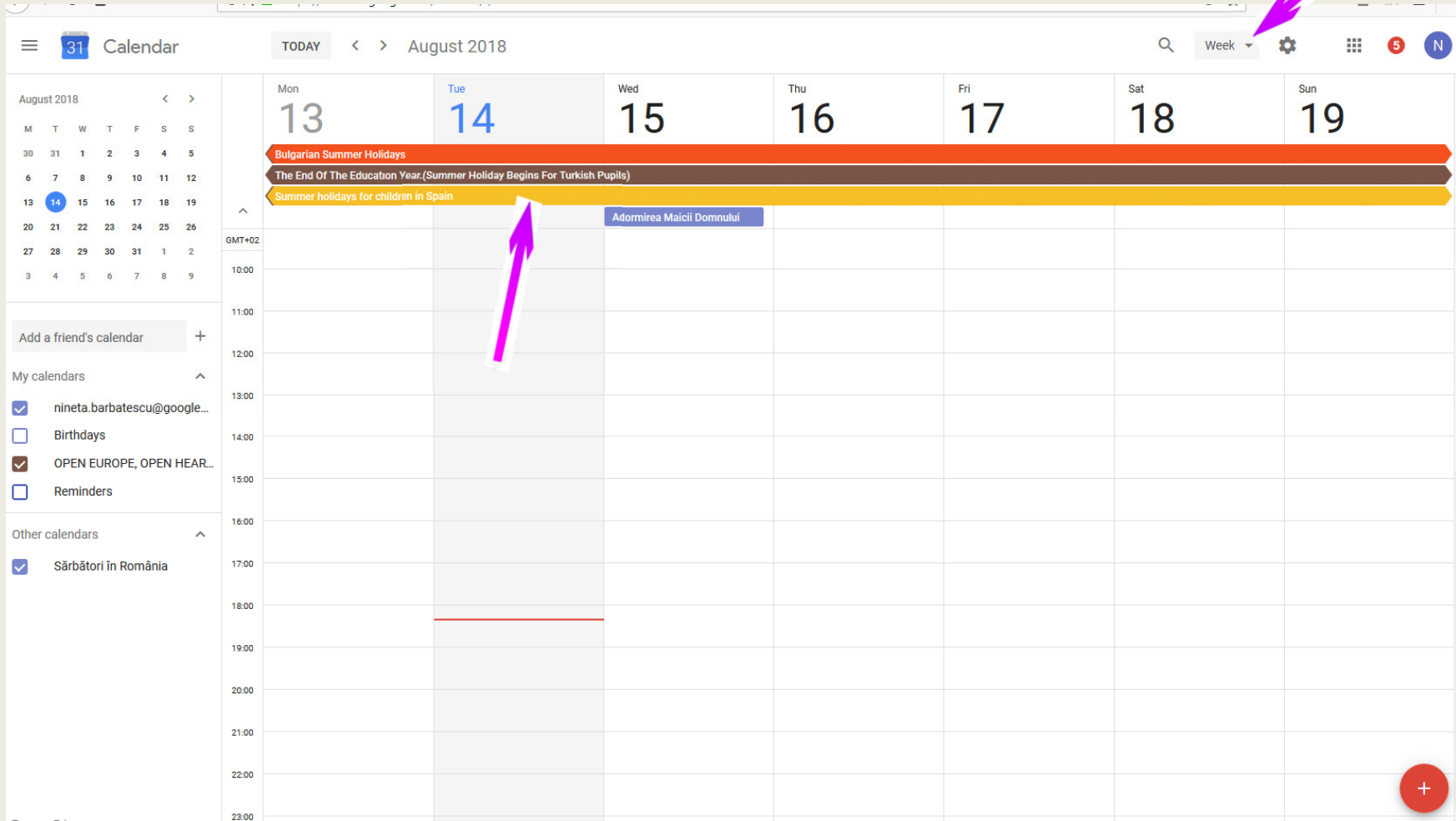
The screenshot shows the Google Calendar interface in Day view for Tuesday, August 14, 2018. The interface includes a navigation bar at the top with the date and month, a search bar, and a view selector set to 'Day'. A large purple arrow points to the 'Day' view selector. On the left, there is a calendar grid for August 2018 and a list of calendars. The main area displays a vertical timeline with three event bars: 'Bulgarian Summer Holidays' (orange), 'The End Of The Education Year.(Summer Holiday Begins For Turkish Pupils)' (brown), and 'Summer holidays for children in Spain' (yellow). A second large purple arrow points to these event bars. The bottom right corner features a red circular button with a white plus sign.

Calendar interface showing the "Day" view for August 14, 2018. The view displays a vertical timeline with events listed as horizontal bars:

- Bulgarian Summer Holidays
- The End Of The Education Year.(Summer Holiday Begins For Turkish Pupils)
- Summer holidays for children in Spain

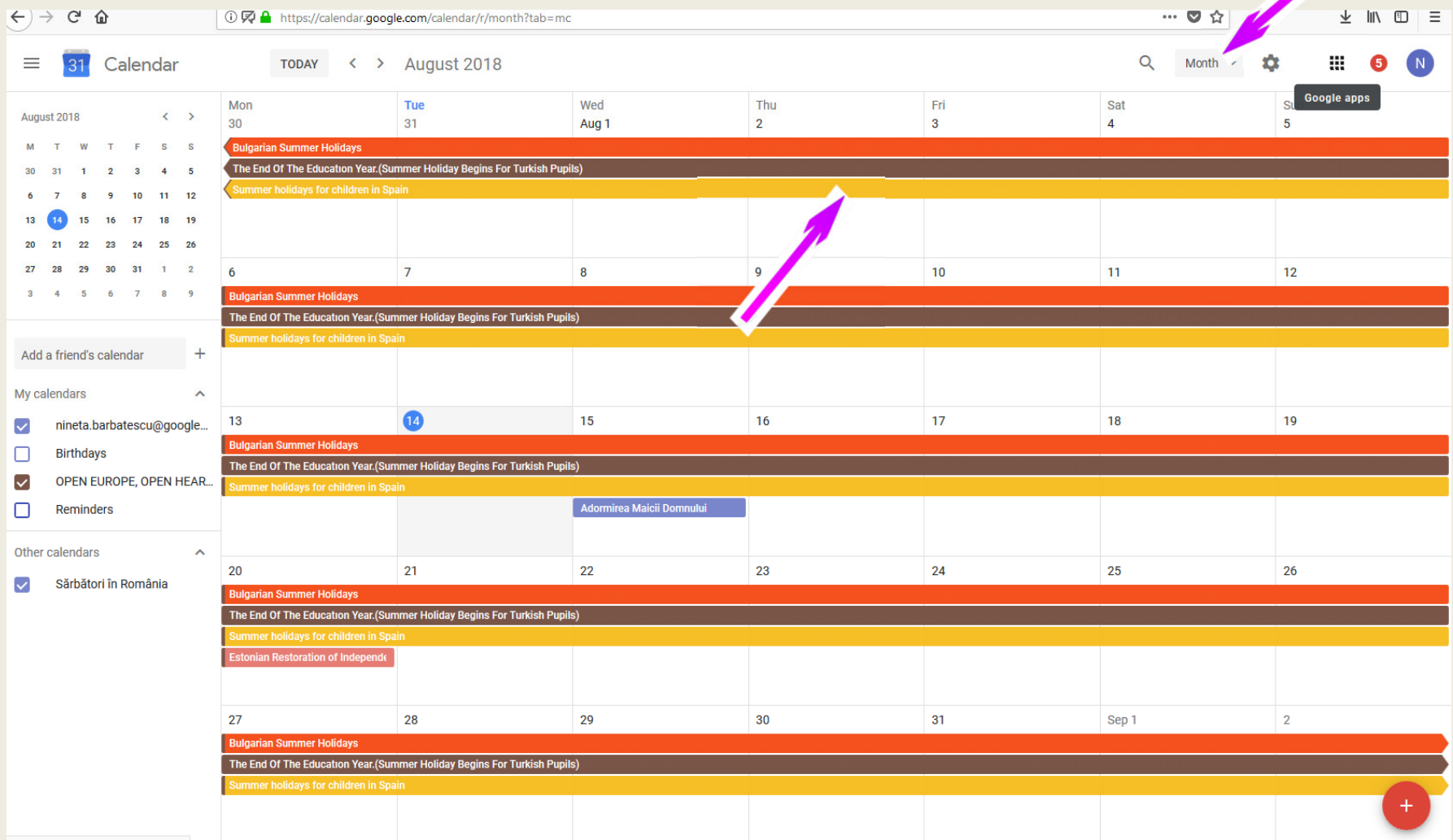
The interface includes a navigation bar at the top, a search bar, and a view selector set to "Day". A large purple arrow points to the "Day" view selector. Another large purple arrow points to the event bars in the timeline.

# You can have it per “week”



The screenshot shows a calendar application for August 2018. The main view is a weekly layout from Monday 13th to Sunday 19th. A 'Week' dropdown menu is visible in the top right corner, with a pink arrow pointing to it. Below the week view, a grid shows the time of day from 10:00 to 23:00. Three horizontal bars represent events: 'Bulgarian Summer Holidays' (orange), 'The End Of The Education Year (Summer Holiday Begins For Turkish Pupils)' (brown), and 'Summer holidays for children in Spain' (yellow). A pink arrow points to the yellow bar. A blue box labeled 'Adormirea Maicii Domnului' is on Wednesday 15th. The left sidebar shows a monthly calendar for August 2018 and a list of calendars including 'nineta.barbatescu@google...', 'Birthdays', 'OPEN EUROPE, OPEN HEAR...', 'Reminders', and 'Sărbători în România'.

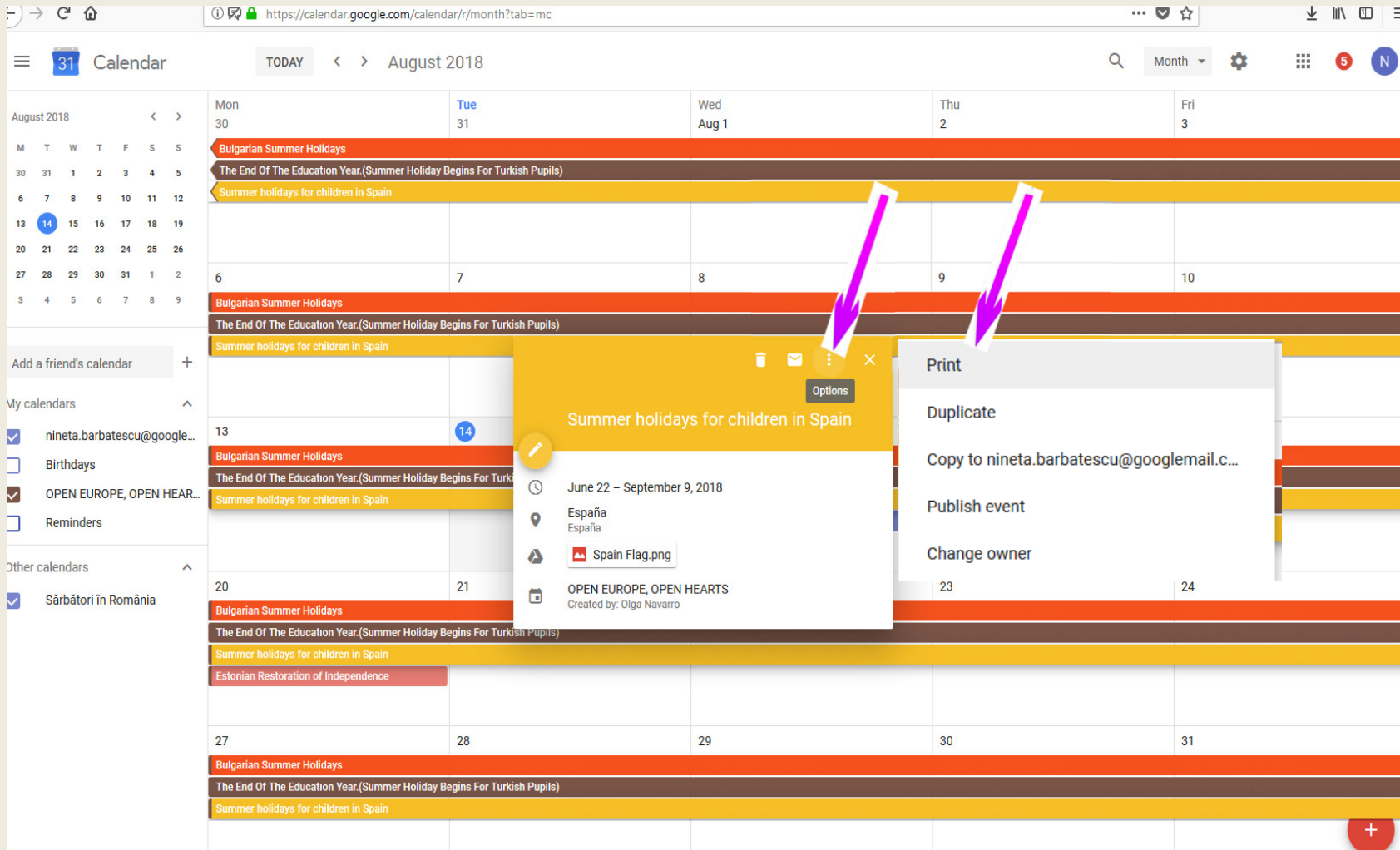
# Or “Month”



Calendar interface showing the month view for August 2018. The calendar displays various events and holidays, including Bulgarian Summer Holidays, The End Of The Education Year (Summer Holiday Begins For Turkish Pupils), Summer holidays for children in Spain, and Adormirea Maicii Domnului. The interface includes navigation controls, a search bar, and a list of calendars on the left side.

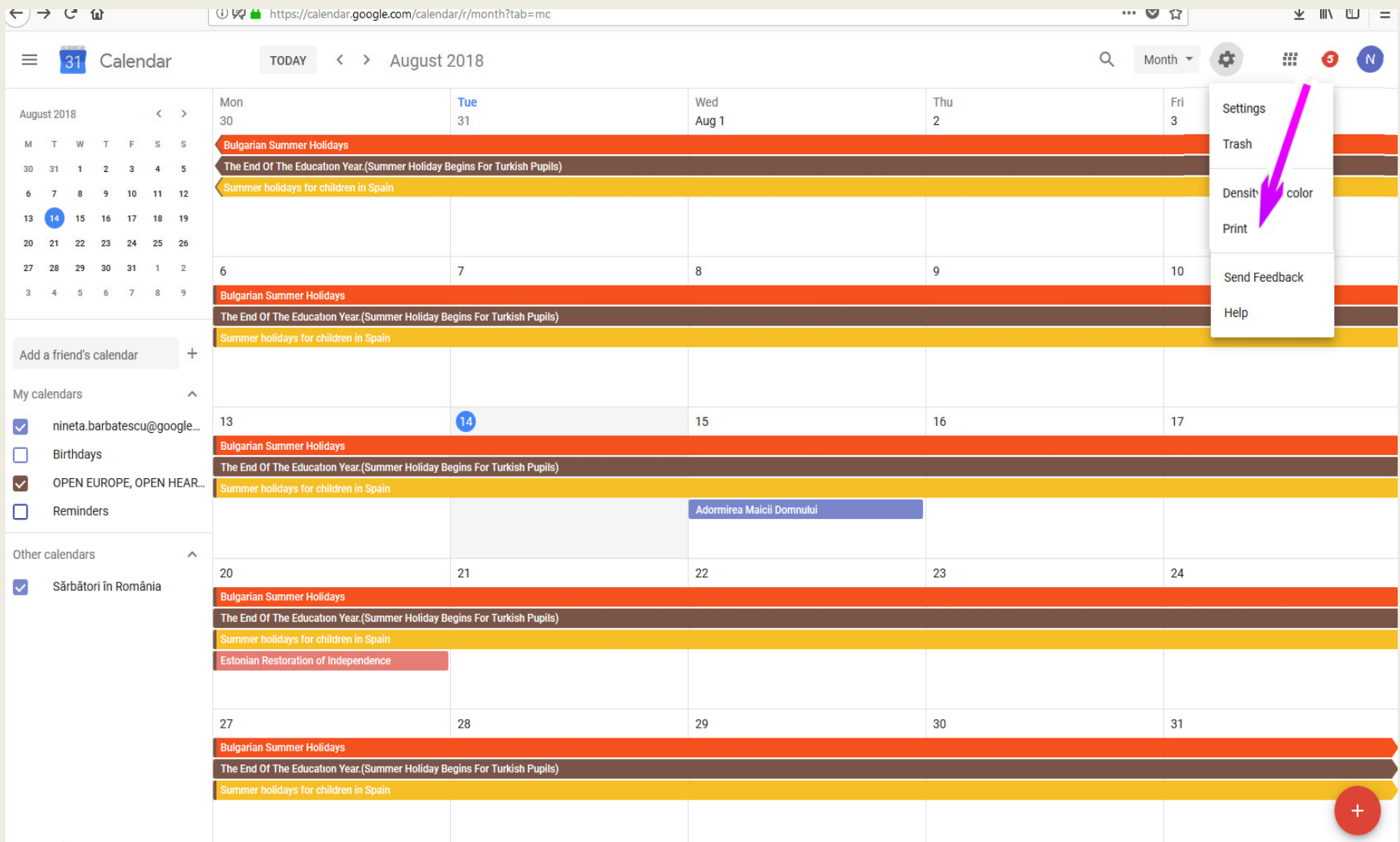
Mon	Tue	Wed	Thu	Fri	Sat	Sun
30	31	Aug 1	2	3	4	5
6	7	8	9	10	11	12
13	14	15	16	17	18	19
20	21	22	23	24	25	26
27	28	29	30	31	Sep 1	2

# Printing your calendar- a single events



The screenshot shows the Google Calendar interface for August 2018. The calendar grid displays several events, including 'Bulgarian Summer Holidays', 'The End Of The Education Year.(Summer Holiday Begins For Turkish Pupils)', and 'Summer holidays for children in Spain'. The 'Summer holidays for children in Spain' event is selected, and a context menu is open over it. The context menu includes options such as 'Print', 'Duplicate', 'Copy to nineta.barbatescu@googlemail.c...', 'Publish event', and 'Change owner'. Two pink arrows point from the event title to the 'Print' option in the menu.

# Printing your calendar- in a week, month



The screenshot shows the Google Calendar interface for August 2018. The main calendar grid displays several events as horizontal bars across the days of the month. A context menu is open over the calendar, with a pink arrow pointing to the 'Print' option. The menu items are: Settings, Trash, Density, color, Print, Send Feedback, and Help. The calendar shows events such as 'Bulgarian Summer Holidays', 'The End Of The Education Year.(Summer Holiday Begins For Turkish Pupils)', and 'Summer holidays for children in Spain'. The left sidebar shows a list of calendars, including 'nineta.barbatescu@google...', 'Birthdays', 'OPEN EUROPE, OPEN HEAR...', 'Reminders', and 'Sărbători în România'.

Day	Events
Mon 30	Bulgarian Summer Holidays
Tue 31	The End Of The Education Year.(Summer Holiday Begins For Turkish Pupils)
Wed Aug 1	Summer holidays for children in Spain
Thu 2	
Fri 3	
Sat 4	
Sun 5	
Mon 6	Bulgarian Summer Holidays
Tue 7	The End Of The Education Year.(Summer Holiday Begins For Turkish Pupils)
Wed 8	Summer holidays for children in Spain
Thu 9	
Fri 10	
Sat 11	
Sun 12	
Mon 13	
Tue 14	
Wed 15	
Thu 16	
Fri 17	
Sat 18	
Sun 19	
Mon 20	
Tue 21	
Wed 22	Adormirea Maicii Domnului
Thu 23	
Fri 24	
Sat 25	
Sun 26	
Mon 27	Bulgarian Summer Holidays
Tue 28	The End Of The Education Year.(Summer Holiday Begins For Turkish Pupils)
Wed 29	Summer holidays for children in Spain
Thu 30	
Fri 31	



# Printing your calendar- in a week, month

**Print preview**

Print range  
Jul 30, 2018 to Aug 31, 2018

Font size  
Normal

Orientation  
Auto

Show events you have declined

Black and white

**CANCEL** **PRINT**

*nineta.barbatescu@googlemail.com, OPEN EUROPE, OPEN HEARTS, Aug 2018 (Eastern European Standard Time - Cairo)*  
Sărbători în România

Mon	Tue	Wed	Thu	Fri	Sat	Sun
30	31	1	2	3	4	5
Bulgarian Summer Holidays						
The End Of The Education Year (Summer Holiday Begins For Turkish Pupils) @ Turkey						
Summer holidays for children in Spain @ España						
6	7	8	9	10	11	12
Bulgarian Summer Holidays						
The End Of The Education Year (Summer Holiday Begins For Turkish Pupils) @ Turkey						
Summer holidays for children in Spain @ España						
13	14	15	16	17	18	19
Bulgarian Summer Holidays						
The End Of The Education Year (Summer Holiday Begins For Turkish Pupils) @ Turkey						
Summer holidays for children in Spain @ España						
20	21	22	23	24	25	26
Bulgarian Summer Holidays						
The End Of The Education Year (Summer Holiday Begins For Turkish Pupils) @ Turkey						
Summer holidays for children in Spain @ España						
Estonian Restoration of						
27	28	29	30	31	1	2
Bulgarian Summer Holidays						
The End Of The Education Year (Summer Holiday Begins For Turkish Pupils) @ Turkey						
Summer holidays for children in Spain @ España						