

The wizard of Oz



Feel the Story



What's this? How does it work?

This is a product for our eTwinning project “Feel the Story”.

It contains a collection of printable cards made by primary students about the story “The wizard of Oz”.

To play:

1. Print the cards in the next pages and glue a green paperboard on the back of each image card. To be perfect, plastic them.
2. Watch the video of the story.
3. After that, put all the cards in the correct order.

The story



<https://www.youtube.com/watch?v=pRlsjR8lQF8>














I am
a scarecrow.










Look!...
The Emerald
City!

You must kill
the witch
of the West











Ah! Ah! Ah!
Now, give me
the other shoes!...
















Check the correct order of the story

<p>1</p>  <p>1</p>	<p>2</p>  <p>2</p>	<p>3</p>  <p>3</p>	<p>4</p>  <p>4</p>	<p>5</p>  <p>5</p>	<p>6</p>  <p>6</p>
<p>7</p>  <p>7</p>	<p>8</p>  <p>8</p>	<p>9</p>  <p>9</p>	<p>10</p>  <p>10</p>	<p>11</p>  <p>11</p>	<p>12</p>  <p>12</p>
<p>13</p>  <p>13</p>	<p>14</p>  <p>14</p>	<p>15</p>  <p>15</p>	<p>16</p>  <p>16</p>	<p>17</p>  <p>17</p>	<p>18</p>  <p>18</p>

To play more games about this story...

Check this **padlet**

<https://padlet.com/betinaastride/feelthestorykit>

Feel the Story

Here you can find a kit of activities for some stories. Enjoy and write down a comment!

and follow us on **TwinSpace** <https://twinspace.etwinning.net/45988/home>

and **Twitter** #etwftstory

February, 2018