

**Erasmus+:  
Mathseverywhere  
Activity: Maths & Finance**

**Final Report: Team J**



# Investment List of Companies




## Group 2: Gustavs

Deutsche Telekom AG  
Na  
Vivendi SA  
Vonovia SE  
Air Liquide SA  
Linde PLC




## Group 3: Ergün

My list:  
Airbus Group  
CRH  
KONE Oyj  
Safran  
Vinci  
Bayer  
Sanofi



## Group 3: Giovanni

Airbus Group  
CRH  
KONE Oyj  
Safran  
Vinci  
Bayer  
Sanofi



## Group 5: Chrispa

amadeus and adyen

# Number of companies you invested and Purchases/Sales



Group 2

**Gustavs**


I invested in 5  
companies  
Purchase: 5  
Sel: 5



Group 3

**Ergün**

I invested in 7  
companies  
Purchases:8  
Sales:8



Group 3

**Giovanni**

I invested in 10  
companies  
Purchases: 7  
companies  
Sales: 5 companies



Group 5

**Chrispa**

I invested in 2  
companies  
Purchases:7  
Sales:6

# Most profitable company in each group

Group 02:  
Gustavs

Air Liquide SA



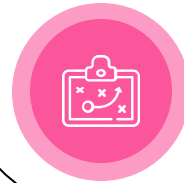
Group 03:  
Ergün

KONE Oyj



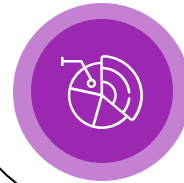
Group 03:  
Giovanni

Siemens AG



Group 05:  
Chrispa

The most  
profitable  
company was  
adyen



# Less profitable company in each group

Group 2 : Gustavs



**Venus**

Linde PLC

Group 3: Ergün



**Mars**

Airbus Group

Group 3: Giovanni



**Jupiter**

Vinci

Group 5: Chrispa



**Saturn**

the less lucrative  
company was  
amadeus

# Best companies in each week

## Week 1

**Group2:** Deutsche Telekom AG Na  
**Group3:** Kone Oyj  
**Group3:** Safran  
**Group5:** Adyen

## Week 2

**Group2:** Vonovia SE  
**Group3:** Sanofi  
**Group3:** Bayer  
**Group5:** Adyen

## Week 3

**Group2:** Air Liquide SA  
**Group3:** CRH  
**Group3:** Sanofi  
**Group5:** Adyen

## Week 4

**Group2:** Air Liquide SA  
**Group3:** Sanofi  
**Group3:** Siemens AG  
**Group5:** Adyen

# Individual strategic Gustavs



My plan was to look at graphics and compare how high or low the price was compared to previous days to guess where will price go- up or down, and then make the best purchases or sale.



# Individual strategic Ergün

I choosed and invested according to the graphics.  
If the value of a company was falling , I sold it;  
If the value of a company was growing, I bought shares.





# Individual strategic Giovanni



To choose the company to invest in, I based myself on evaluating the reliability of a company by evaluating the company's performance from the graphs. Moreover, based on the financial statements, I decided whether to buy or sell shares.



# Individual strategic Chrispa



I chose the two companies because of the fact that they are very lucrative and famous in their countries

I didn't have a specific working plan i just tried to earn as much money as possible



**I think you should make analyses about the companies and their graphic before to decide what you will make. That will make you better.**

**You should invest betters companies than other so you can invest Sanofi, Kone Oyj, Siemens AG, Adyen, Air Liquide**

**Team J**

## **Final report**

**In our view, the project gave us a new impression on buying and selling stocks. It gave us valuable information about economics.**



# The team J

