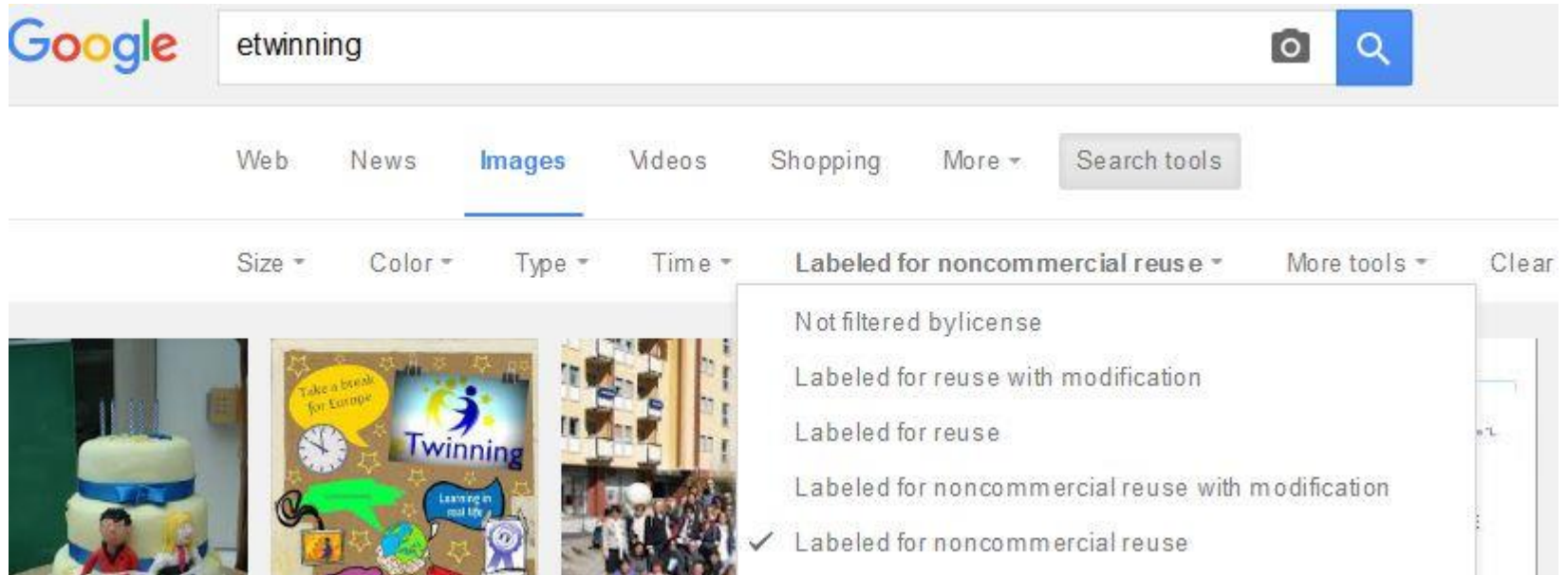


**Where to find images you are free
to use and share?**

How to share them?

If you search on Google images: **search tools > usage rights > labeled for noncommercial reuse**



Remember:

always mention WHO took the picture and the WEBSITE where it comes from!

Ex: photo by Jane Doe on Flickr.com / photo by John Doe via Wikimedia Commons.

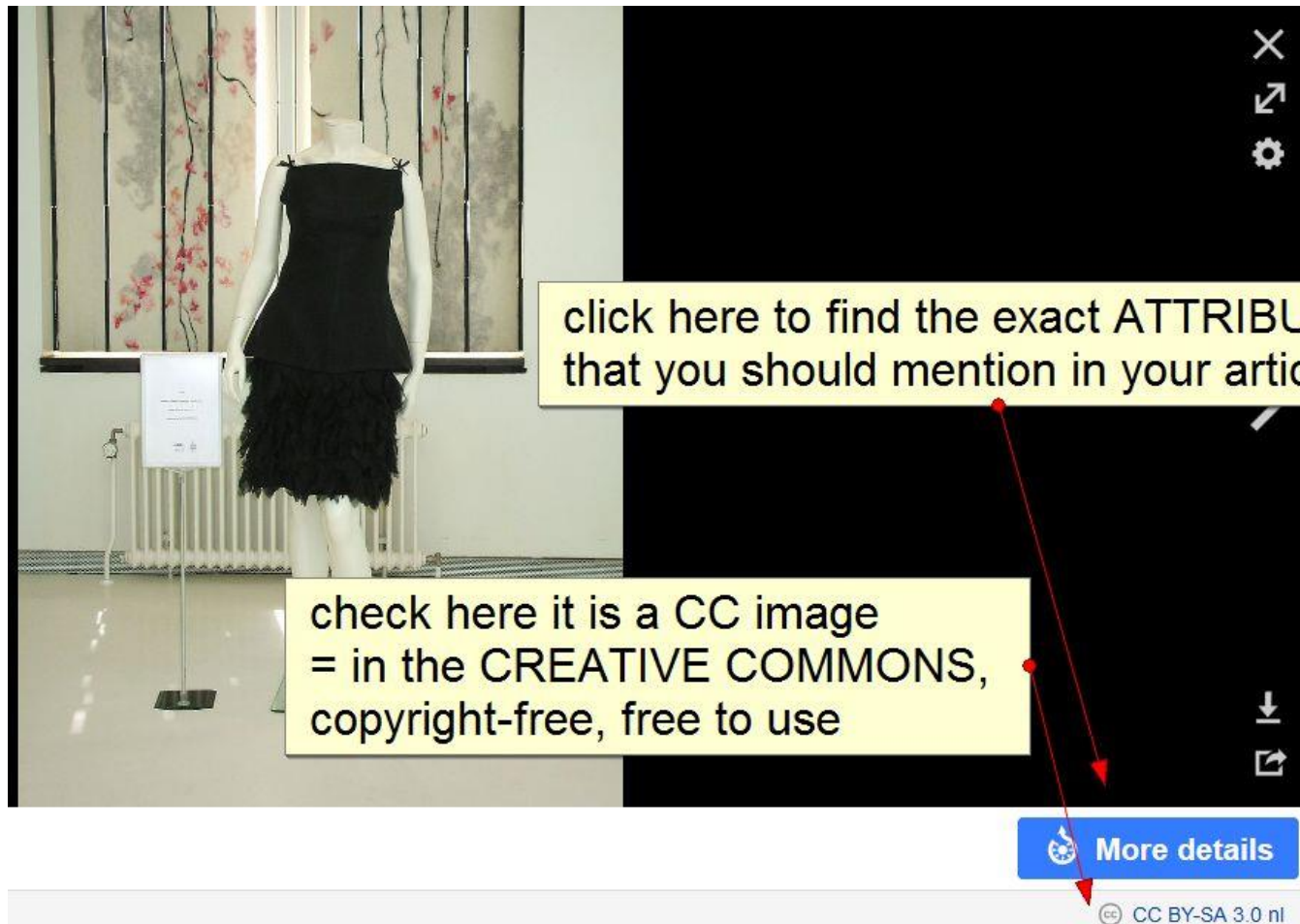
**A good place to find pictures and attributions
easily: WIKIMEDIA COMMONS**

https://commons.wikimedia.org/wiki/Main_Page

HOW?

Follow these 3 steps:

STEP 1: when you find a picture you like, type on "MORE DETAILS" at the bottom of the page



The image shows a screenshot of a gallery page. On the left, a mannequin displays a black, sleeveless, feathered dress. The background features a wall with vertical panels and a floral pattern. On the right, a dark overlay contains a close button (X), a share icon, and a settings gear. Below the image, a blue button labeled 'More details' is visible. At the bottom right, a Creative Commons license icon and the text 'CC BY-SA 3.0 nl' are present. Two yellow callout boxes with red arrows point to the 'More details' button. The first callout box contains the text: 'click here to find the exact ATTRIBUTION that you should mention in your article'. The second callout box contains the text: 'check here it is a CC image = in the CREATIVE COMMONS, copyright-free, free to use'.

click here to find the exact ATTRIBUTION that you should mention in your article

check here it is a CC image = in the CREATIVE COMMONS, copyright-free, free to use

More details

CC BY-SA 3.0 nl




STEP 2: then click on "USE THIS FILE ON THE WEB" in the menu on the right of the photo

File:Anneke Grönloh 1964 Eurovision dress.jpg

click on "use this file on the web"
to find the **ATTRIBUTION** you
should mention in your article.



[on Commons](#) [File usage on other wiki](#)

-  **Download**
all sizes
-  **Use this file**
on the web
-  **Use this file**
on a wiki
-  **Email a link**
to this file
-  **Information**
about reusing



STEP 3: copy the details in "ATTRIBUTION": by..... via wikimedia commons

File:Anneke Grönloh 1964 Eurovision dress.jpg

from Wikimedia Commons, the free media repository

Use this file on the web

Page URL:
https://commons.wikimedia.org/wiki/File:Anneke_Gr%C3%B6nloh_1964_Eurovision_dress.jpg

File URL:
https://upload.wikimedia.org/wikipedia/commons/4/48/Anneke_Gr%C3%B6nloh_1964_Eurovision_dress.jpg

Attribution:
By M.N.A. van den Bogaart (Own work) [CC BY-SA 3.0 nl (<http://creativecommons.org/licenses/by-sa/3.0/nl/deed.en>)] HTML

HTML/BBCode: HTML BBCode 256px wide

```
<a title="By M.N.A. van den Bogaart (Own work) [CC BY-SA 3.0 nl (http://creativecommons.org/licenses/by-sa/3.0/nl/deed.en)], via Wikimedia Commons" href="https://commons.wikimedia.org/wiki/File%3AAnneke_Gr%C3%B6nloh_1964_Eurovision_dress.jpg">
```

ATTRIBUTION HERE!
By.... (author) via.... (website)

Information
about reusing

When you look for images on wikipedia:

Little black dress

From Wikipedia, the free encyclopedia

For other uses, see [Little Black Dress \(disambiguation\)](#).

A **little black dress (LBD)** is a black [evening](#) or [cocktail dress](#), cut simply and often quite short. [Fashion historians](#) ascribe the origins of the little black dress to the 1920s designs of [Coco Chanel](#) and [Jean Patou](#)^[1] intended to be long-lasting, versatile, affordable, accessible to the widest market possible and in a neutral colour. Its ubiquity is such that it is often simply referred to as the "LBD".^{[2][3][4]}

The "little black dress" is considered essential to a complete [wardrobe](#) by many women and fashion observers, who believe it a "rule of fashion" that every woman should own a simple, elegant black dress that can be dressed up or down depending on the occasion: for example, worn with a jacket and pumps for daytime business wear or with more ornate jewelry and accessories for evening. Because it is meant to be a staple of the wardrobe for a number of years, the style of the little black dress ideally should be as simple as possible: a short black dress that is too clearly part of a trend would not qualify because it would soon appear dated.^[*citation needed*]

Contents [\[hide\]](#)

- 1 History
- 2 Famous little black dresses
- 3 In popular culture
- 4 References
- 5 Further reading

click here under the photo



THEN FOLLOW THE 3 STEPS DESCRIBED ABOVE

When you look for images on Flickr:

The screenshot shows a Flickr photo page for Michael Mandlberg. The photo is titled "Yigal Azrouel Fashion Show" and was taken on September 5, 2008. The page includes a search bar, navigation links (Explore, Create), and a "Sign Up" button. Two yellow callout boxes provide instructions: one points to the author's name, and the other points to the Creative Commons license icon.

flickr Explore Create Sign In Sign Up

Paternity license: you should always mention the **ATTRIBUTION** = who took the picture; copy the name of the author and write: photo by... (here: Michael Mandlberg for example)

check here it is a CC image (in the Creative Commons, so free to use)

Michael Mandlberg [+ Follow](#)

Yigal Azrouel Fashion Show

Yigal Azrouel Fashion Show at Eyebeam, Sept 5th, 2008

15,814 views 10 faves 0 comments Taken on September 5, 2008

Some rights reserved

This photo is in 1 album