

LET'S PLAY WITH  
COLORS



## LET'S PLAY WITH COLORS

Is intended for a homogeneous class of 5 year old children.

Is based on some prerequisites necessary to turn the activities.

Starts from the personal experience of knowledge of colors in order to discover the secondary colors through experimentation.

Is developed by the teacher, who introduce the colors by reading the book “Elmer the colourful elephant” in English while simultaneously showing the history images.

Is connected to the to “Art Education” and is carried out entirely in English.

# FASE PREPARATORIA

Time: 90 minutes

Before the activity, the teacher makes the children listen to Elmer's song

• [Elmer Song](#)


## TEACHER IN ACTION:

Look at the picture:


- How many animals are there?
- What animal is it?
- What is this? (by pointing to the parts of the body with his finger)

## CHILDREN IN ACTION:

Answer the questions



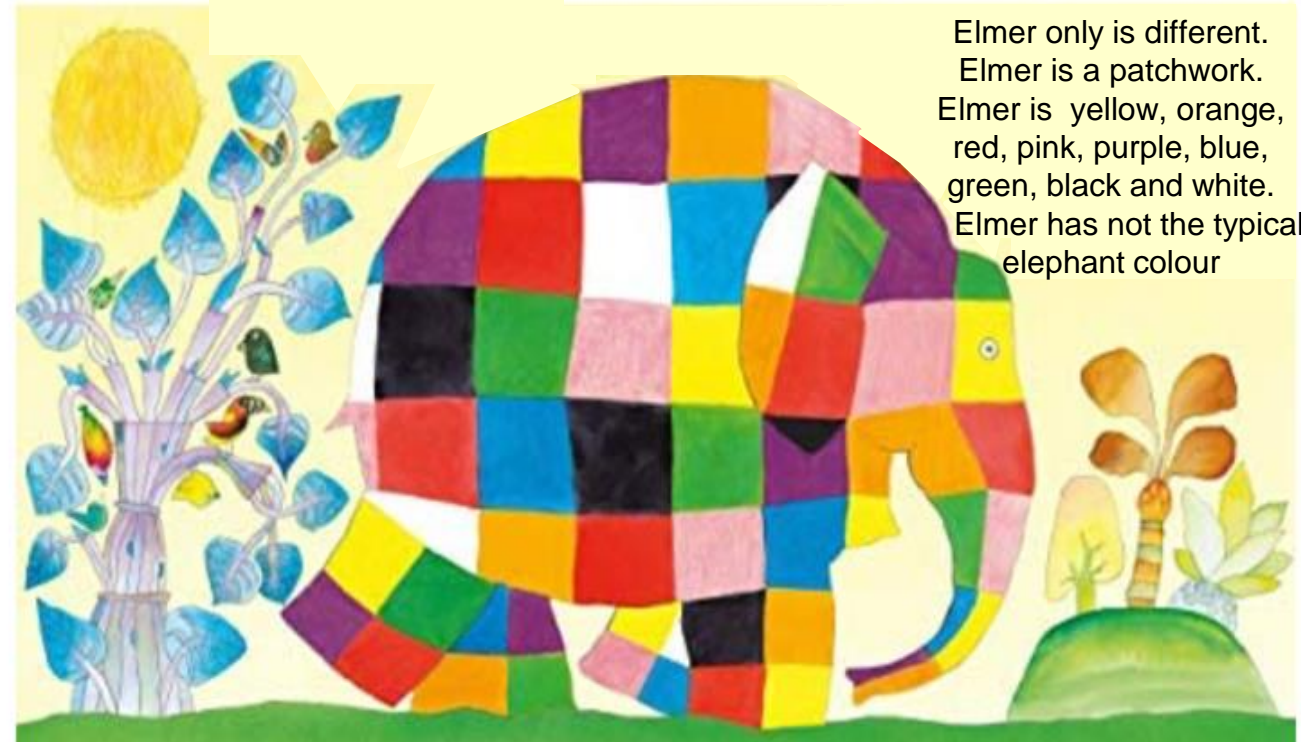




There are a herd of elephants. Young elephants, old elephants, tall or fat or thin elephants. They are all grey.

#### TEACHER IN ACTION:

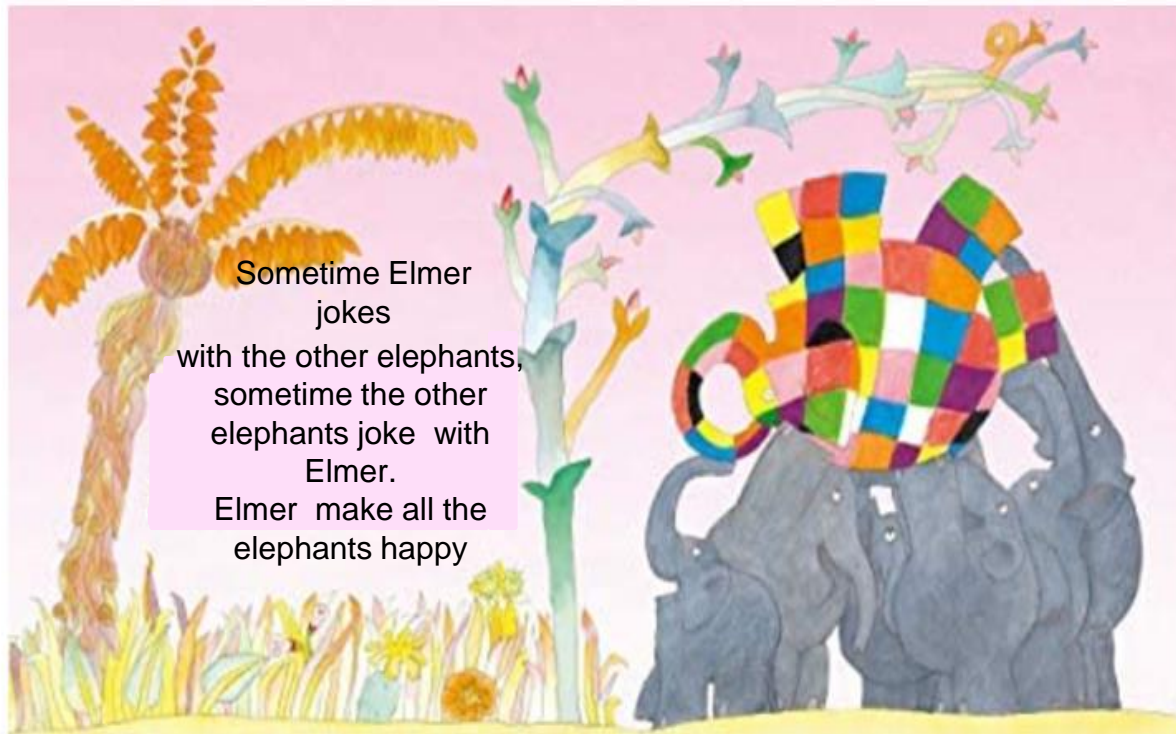
- reads the book
- indicates images as he read
- makes it easier to read through body use



Elmer only is different. Elmer is a patchwork. Elmer is yellow, orange, red, pink, purple, blue, green, black and white. Elmer has not the typical elephant colour

#### CHILDREN IN ACTION:

Listen to the story




Sometime Elmer jokes with the other elephants, sometime the other elephants joke with Elmer. Elmer make all the elephants happy

## CHILDREN IN ACTION:

Listen to the story

One night Elmer cannot sleep and thinks: "I'm tired of being different!"

the morning after Elmer slips away



## TEACHER IN ACTION:

- reads the book
- indicates images as you read
- makes it easier to read through body use





Elmer walks through the jungle,  
Elmer meets other animals

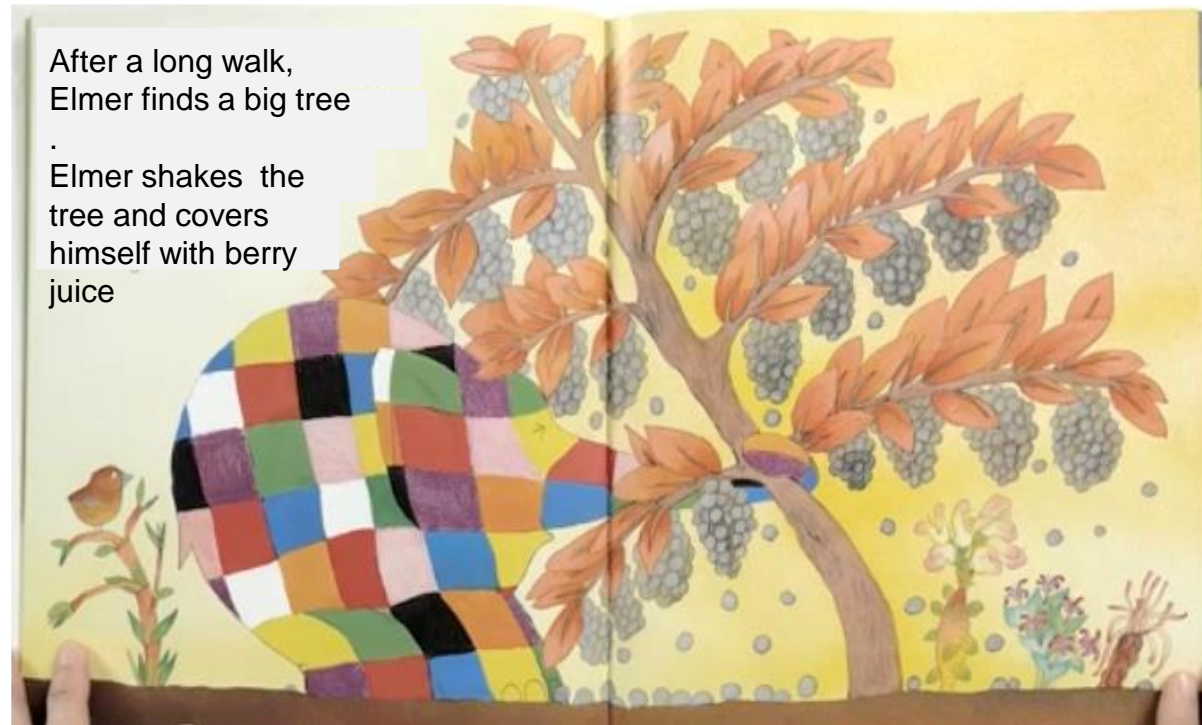
In the jungle the animals says: "Good  
morning Elmer". Elmer smile and say:  
"Good morning"

### TEACHER IN ACTION:

- reads the book
- indicates images as you read
- makes it easier to read through body use

### CHILDREN IN ACTION:

Listen to the story



After a long walk,  
Elmer finds a big tree

Elmer shakes the  
tree and covers  
himself with berry  
juice





After that, Elmer comes back to the herd, and on the way, he meets other animals


This time each one tells him «Good morning, elephant» And each time Elmer smiles and says: «Good Morning» pleased that he wasn't recognise

**TEACHER IN ACTION:**

- reads the book
- indicates images as you read
- makes it easier to read through body use

**CHILDREN IN ACTION:**

**Listen to the story**




When Elmer returns to the other elephants, everyone are asleep and none of them sees him



The elephants are still. Elmer has never seen them so serious before. The more he looks at them so serious,

silent and still, the more he wants to laugh. Elmer lifts his trunk and shouts:



### TEACHER IN ACTION:

- reads the book
- indicates images as you read
- makes it easier to read through body use



the elephants jump and fall all ways in surprise. "oh my god ! "

Elmer!" the other elephants say. All the elephants laugh







As they laugh it starts to rain so Elmer turns colored again. The other elephants say: "We are very happy. You are really special!"

"We must celebrate this day every year!" another says. "This is Elmer's Day". All elephants must decorate themselves and Elmer will decorate himself with elephant color.

### TEACHER IN ACTION:

- reads the book
- indicates images as you read
- makes it easier to read through body use

### CHILDREN IN ACTION:

**Listen to the story**

One day a year they decorate themselves and parade

Remember :if you happen to see an elephant in ordinary elephant colour, you will know it must be Elmer



## FASE OPERATIVA 1

time:90 minutes

### TEACHER IN ACTION:

The teacher suggests to the children to review together the story with the support of images and through the stimulus questions:

- what color is it?
- what's color Elmer's paw?
- who meet in the forest?
- what color are the friends?
- what is Elmer looking for?
- what color does Elmer become?
- when he returns to his elephant friends: how are they? Happy or sad?



### CHILDREN IN ACTION:

Answer to the questions





## FASE OPERATIVA 2

Time: 60 minutes

### TEACHER IN ACTION:

- The teacher suggests a game in pairs in order to color the shape of Elmer: there are two wheels, One child spins both the wheels and than he says to the other child which part of the body and which color to use.

- The teacher says:

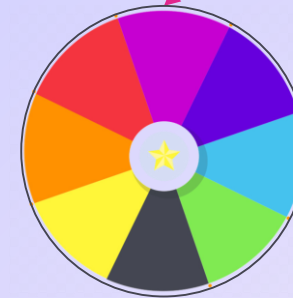
*Spin the wheel. What color is it?*

*Spin the second wheel: What part of the body is it ?*

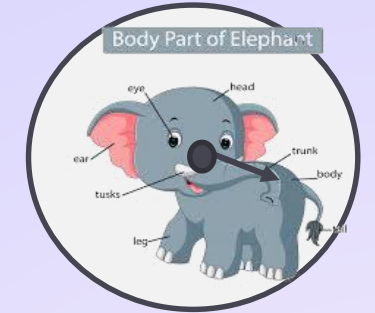
### CHILDREN IN ACTION:

- A child says the names of color and part of the body.
- The other child understands and colors the shape parts.

The teacher suggests a game: two wheels



1 primary colors



2 part of the body



## FASE OPERATIVA 3

Time: 60 minutes

*Children experience  
secondary colors*



### TEACHER IN ACTION:

The teacher proposes the activity in pairs to dip a single hand with a different primary colours and the children will be asked to join their coloured hands making them coincide. After that, the teacher will ask to children:

“What colour is it?”

### CHILDREN IN ACTION:

- follow teacher instructions;
- identify and colour names thanks to teacher’s support
- to use English as much as possible.
- footprints on a billboard





## FASE OPERATIVA 4

Time: 60 minutes

### TEACHER IN ACTION:

- This activity takes place in the garden; teacher explains the game.

### CHILDREN IN ACTION:

- Learning by doing activity:  
“*witch says colour*”

Example: “*Witch says colour ... yellow!*”

All children have to touch something yellow before they are taken by the witch.

Who gets caught becomes the witch!

“*Witch says colour*”



## FASE OPERATIVA 5

Time: 60 minutes

# “Colours twister”

### TEACHER IN ACTION:

This activity takes place in the gym; teacher explains the game:

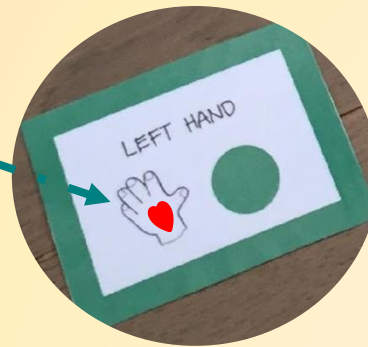

- children are divided into small groups
- In each group roles are assigned
- twisters and playing cards are distributed
- the teacher draws a heart on the left hand

### STUDENTS IN ACTION:

#### The roles:

- «Colour man" who takes the card and gives indications
- “the "performers" who executes commands on the board.

This is done in turn until only the performer of the winning pair remains on the board because all the others have fallen.





## FASE RISTRUTTURATIVA

Time: 60/90 minutes



### TEACHER IN ACTION:

- listens to the children (also in Italian)
- repeats the sentences without any errors
- stimulates reflection with respect to secondary colours
- fixes the basic content
- concludes the group colouring activity of a enormous Elmer.

### STUDENTS IN ACTION:

Learning by doing activity:

- color using tempera and primary and secondary colours



**Thank you**



Marianna Albanese

Annalisa Bernardo