


SECOND DAY


We shall calculate the height of a building in three ways which we shall see in the demonstration.

Teachers must decide before the meeting the building in which the participants calculate its height. It is better to know its height

To do the activities we need (for each team) :

a) Tape measure ten meters will be good 


b) geometry school instruments such as compasses triangle and protractor



c) The measurements can take it from the ground . If you don't want your students to get dirty it is better to have a desk (from a class).



d) A stick vertically placed on the ground.



d) Of course it is necessary to have pens , papers, calculators (maybe the mobile phone is enough) . Just make sure you have the function **tanx** in your calculator otherwise you will need trigonometric tables.