



SOFT Meeting January 2020

Light Art Workshops, MONDAY 13.1.

Art lesson "light art"


- ◆ Light art is art form where students will be taken out when it is dark. You need different kind of led lights or small flashlights. Imagination is only limit but mostly these things producing light should small and making pretty narrow light beam.
- ◆ In many mobile phones there is possibility to take pictures in "light art" mode. Also it is possible to upload application for doing it. Tablets or digital cameras are also possible to use.
- ◆ Then give your students some tasks to do in groups of three or four. For example they should form light art expressing feelings like happiness, love and sadness.
- ◆ Collect photos and then watch them with your students at classroom.

Team Dark girls

- ◆ We learned how to make light art and express your feelings



Group 2



SADNESS



HAPPINESS

Team NoName

Light art

- ◇ We earned how to make light art with a phone and flashlight
- ◇ It was pretty hard to make the shapes because you couldn't see what you had already done

Group 4/Cats



Anger




dizziness



Love

Meatballs

We expressed ourselves in dark by drawing our feelings by lights



Woodpeckers

◇ Happiness

Love

Sadness





Group 7

- ◆ These pictures are of light art
- ◆ We were in the dark and drew different feelings with the phone flash.
- ◆ We learned how to use the app and how to make light art.



Manaatti

- ◆ Everyone thinks they are just photos of the papacy but it's not true. We can make or create or use effects that no one expects. For example, these photos:



Flowergirls

- ◇ We learnt to use the application.
- ◇ This was the first time we worked in team, so we got to know each other a little.
- ◇ We didn't have the artwork saved anymore :(

Group 10

- ◇ We learned about a new art form that we didn't know about
- ◇ We learned about a new web game called seppo
- ◇ And learned about different schools

Group 11

team nameless

- ◇ On monday we picked up some feelings and did some amazingly great light art. Picture on the left should mean love, right should mean anger and sadness and image between means happiness and joy.

