



SEARCH FOR BLACK DUMPS IN LOCAL AREA. USING
„TRASHOUT“ APPLICATION
([HTTPS://WWW.TRASHOUT.NGO](https://www.trashout.ngo)). INFORM MUNICIPALITY
ABOUT ILLEGAL DUMPS THROUGH THE MOBILE
APPLICATION.

Activity n. 34

AIM: Leading the discussions with pupils about waste problems, support separation and recycling of waste, eliminate black dumps in local conditions.

Methodology

Activity suggestions:

- Have an introductory lecture about waste, its disposal and handling, also about legislation at national and European level
- Process of individual types of waste, make e.g. presentations and recycling possibilities . (eg. Plastics, PET bottles and their use after recycling in the textile industry) etc.
- Talk about disposal options – dumps, , burning of waste, recycling and compost.
- Visit sewage treatment plant, waste dump, separation line or recycling company to make output about it.
- Present findings, discuss about waste.
- Do a reseach about school (separation in school) about town, (possibilities of separation in the town where I live in), in the country.
- Look for black dumps (for example, take photos of them) in local area.

Introduction to waste issue



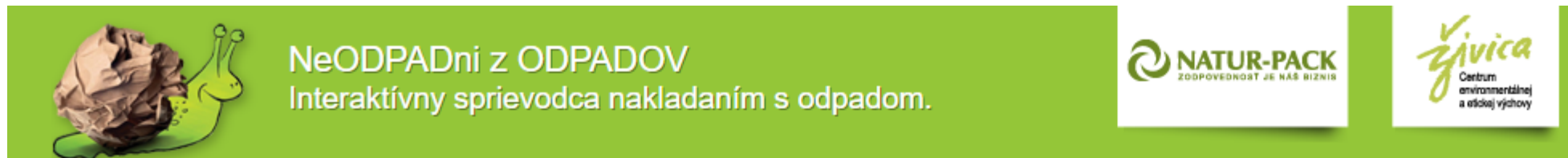
- What waste means for us and what it means according to the law.
- The history of waste (the first dump in the Stone age, flush toilet on the island - Crete 3000 years BC, antiquity drainage 600 years BC, the Dark Ages - plague and cholera - waste was thrown onto the street, special waste disposal birds and modern waste treatment).
- Waste disposal - landfill, incineration and recycling.
- Waste management for recycling - plastic, paper, glass, metal, tetrapack.
- Hazardous waste

Interactive software about waste, educational video of the Slovak Environment Agency about waste and didactic games



SLOVENSKÁ AGENTÚRA
ŽIVOTNÉHO PROSTREDIA

- Videos about disposing the school waste – SAŽP
- Interactive software – Do not waste from waste
- Didactic game „Wastologist“



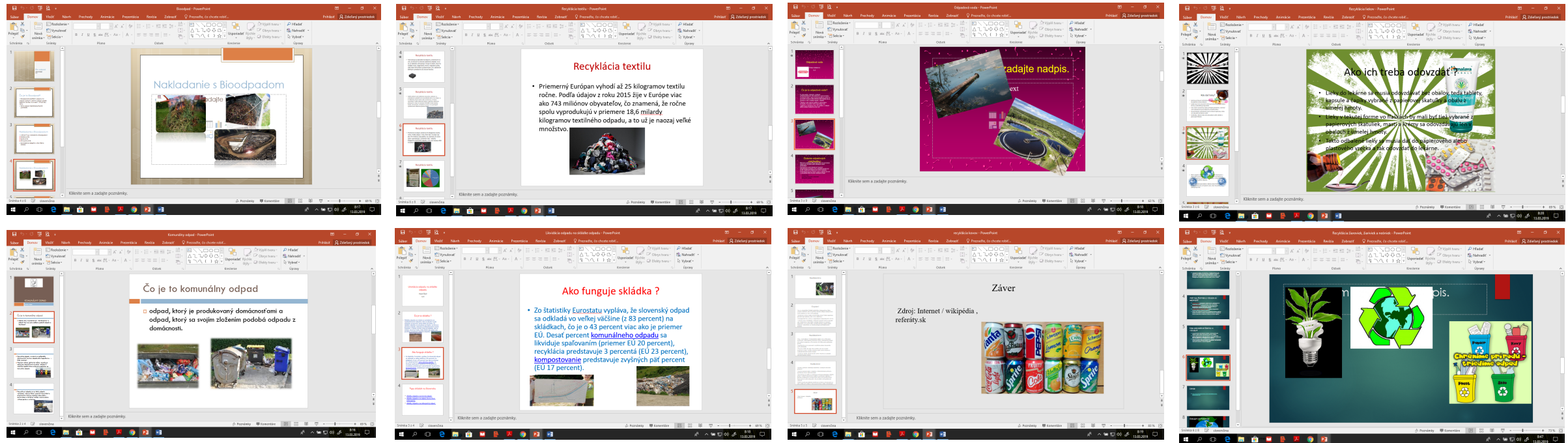
https://2zs.edupage.org/album/?photo=album&wid=album_Paginator_1&offset_album_Paginator_1=320#photos:album:564

<http://www.sazp.sk/>

<https://www.naturpack.sk/sluzby/obce/samospravy/vzdelavacie-aktivity-natur-pack/vyucbovy-softver-neodpadni-z-odpadov/>

<https://www.zivica.sk/moderneoodpadoch/page/projekt>

PPT of pupils – the ways of recycling various materials



- Presentation of pupils about waste disposal - landfilling, incineration, recycling or composting.
- Discussions about recycling paper, glass, plastic, metal, tetrapack, textile, as well as waste such as sludge, bulbs, medicines, furniture etc.

Discussions led by waste specialists



- School pupils (I – IX grade) discussed the possibilities of waste disposal (landfilling, incineration, recycling).
- Experts from the supporting project Ekoalarm pointed out the possibility of separating waste in the classrooms into special containers.
- Younger pupils filled in different worksheets, older pupils took part in a lecture about the impact of waste on nature and our environment.

https://2zs.edupage.org/album/?photo=album&w_id=album_Paginator_1&offset_album_Paginator_1=40#photos:album:901

Recycling waste at our school!



- paper
- plastic
- electrical waste
- toothbrushes
- plastic lids
- bulbs
- toners
- and other materials.

Support projects:

<https://2zs.edupage.org/a/recyklohry>

<https://2zs.edupage.org/a/ekoalarm-2017-2018>

Reusing of waste materials



- School subjects such as Craft and technology, Art and design
- In the school clubs

https://2zs.edupage.org/album/?photo=album&wid=album_Paginator_1&offset_album_Paginator_1=200#photos:album:696

https://2zs.edupage.org/album/?photo=album&wid=album_Paginator_1&offset_album_Paginator_1=40#photos:album:899

Professional excursions -
Visiting a sorting line and a waste dump
to know what's going on with waste.

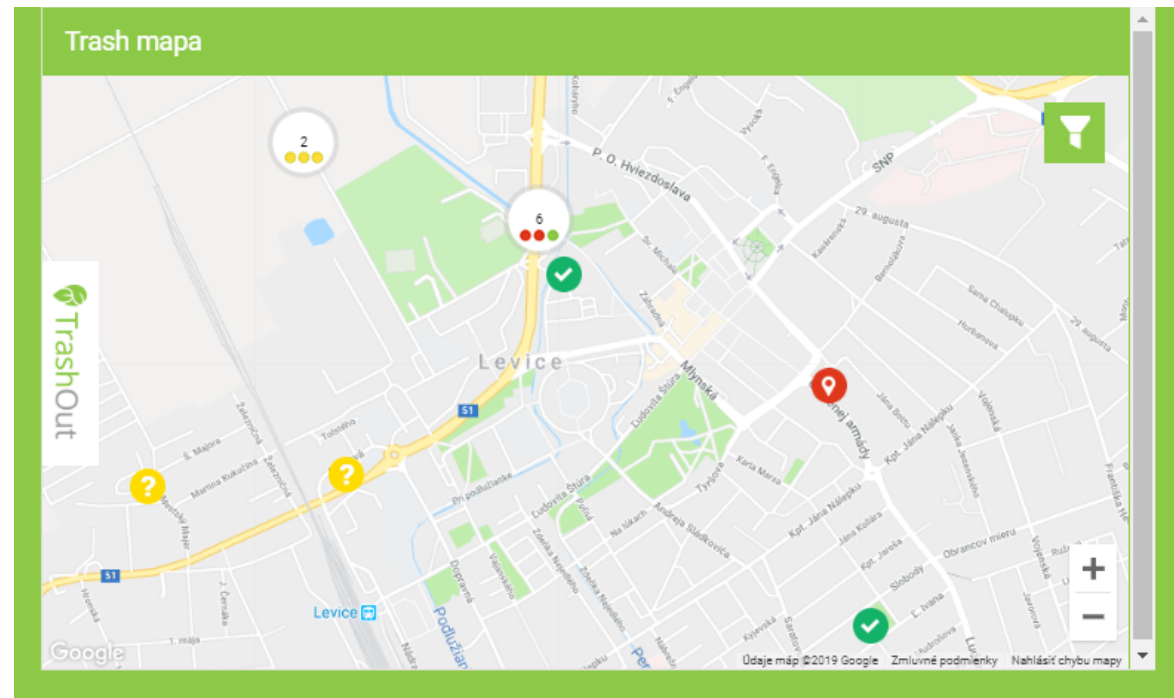
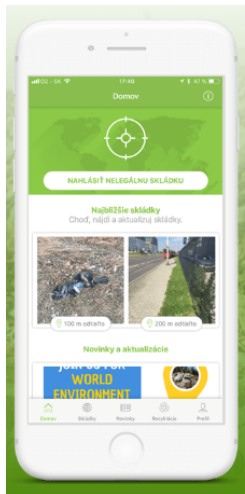


Reporting of illegal landfills to local authorities




- Using of TRASH OUT application
- Communication with the local authority through web – link for mayor „Odkaz pre starostu“

ODKAZ PRE
STAROSTU




Pozri si skládky okolo seba


Trash mapa



TrashOut
Turecký rad

Google



 **##global.updated**
pred 6 dňami

Aktualizujte túto skládku
Urobte fotky tohto miesta

VYČISTENÉ

STÁLE TO TU JE


Levice, Levice, Slovakia
48.2208345, 18.59915613
Presnosť polohy: < 0 m


Čistiace podujatie


Nie je vytvorená žiadna čistiaca udalosť pre túto skládku


VYTVORIŤ PODUJATIE

História

 **Robo Jahoda** **AKTUALIZOVANÉ**
pred 6 dňami





 **anonym trashout** **HLÁSENÉ**
pred 6 rokmi



<https://www.trashout.ngo/sk/home#TrashMap>
<https://www.odkazprestarostu.sk/levice/vsetky-podnety>

Cleaning our town from waste and black dumps



- We cleaned M. R. Štefánik park in the centre of Levice
- Levice Calvary
- School surrounding

Support projects : Earth Day, Initiative DM together and others .

<https://2zs.edupage.org/album/?photo=album&wid=album+Paginator+1&offset+album+Paginator+1=120#photos:album:794>

<https://2zs.edupage.org/album/?photo=album&wid=album+Paginator+1&offset+album+Paginator+1=120#photos:album:774>

<https://2zs.edupage.org/album/?photo=album&wid=album+Paginator+1&offset+album+Paginator+1=360#photos:album:525>

<https://2zs.edupage.org/a/iniciativa-dm-spolocne-2017>





Co-funded by the
Erasmus+ Programme
of the European Union