



SPAIN (CATALONIA) BLENDED MOBILITY PROGRAM

| | MONDAY 28th of March |
|--|---|
| <p>VIRTUAL</p>  | <p>09:30 – 09:45 Welcome</p> <p>https://meet.google.com/sug-mord-wex</p> <p>09:45h – 10:15h Presentations: advertising SPOTS from all participants.</p> <p>10:15h – 11:15h Break out PANIC AT THE EUROPEAN OSCARS</p> <p>Divide students in 3 groups and when finished, they must get the number to open the final padlock. It will be needed the number of the three groups to open the last padlock.</p> <p style="text-align: center;">BREAK OUT (summary) Panic at the European Oscars</p> <p>We are invited to the 1st Academy awards. Our destination is Barcelona and the right place is the Liceu. Something is wrong on the backstage; there are 4 envelopes missing that contain the names of the winners. We have to look for them and solve the riddles to get the numbers and open the padlock. We have to go to the dressing rooms. We get into each room and take the envelope. There are 2 riddles, you have to pass both to get the code. Later, you must go to the stage and enter the code. Finally, each group must discover a hidden message to get a number. Introducing the number of each group, students will get the final CODE to save the ceremony.</p> <p>LINK GENIALLY GROUP 1 https://view.genially.ly/6237b2f2cc269a001808675d/interactive-content-break-out-ciak-cinema</p> <p>LINK GENIALLY GROUP 2 https://view.genially.ly/623b07686d31b1001b962a57/interactive-content-copia-break-out-ciak-cinema</p> <p>LINK GENIALLY GROUP 3 https://view.genially.ly/623b08b9b07e9d0018002dd4/interactive-content-copia-break-out-ciak-cinema-2</p> <p>BREAKOUT TUTORIAL AND SOLUTIONS: There are three breakouts with different endings. In each Genially one of the numbers of the last padlock is obtained. Depending on the level of your students you can give them clues whenever they need or if they are blocked. The idea is to finish the Escape Room in 1 hour.</p> <ul style="list-style-type: none">- Spain Map: click on Barcelona place.- Places: Click on Liceu Theatre.- Find the envelopes: click on dressing-rooms.- First door: the envelope is behind the plant. WRITE THE ANSWERS OF EACH ACTIVITY ON A PAPER! THEY WILL BE NECESSARY TO END THE GAME!<ul style="list-style-type: none">- Activity one: OSCAR TO PARASITE (BONG JOON-HO)- Activity two: The 3rd number is 1.- Second door: the envelope is behind the little mirror. |



- Activity one: OSCAR TO RENÉE.
 - Activity two: The 1st number is 7.
 - Third door: the envelope is behind the pillow.
 - Activity one: OSCAR TO ACTOR WHO PLAYS JOKER
 - Activity two: the 2nd number is 6
 - Fourth door: the envelope is behind the handbag.
 - Activity one: OSCAR TO PARASITE (BONG JOON-HO)
 - Activity two: the 4th number is 3
- (Write ALL the answers with CAPITAL LETTERS:)
- MARY POPPINS RETURNS
 - A MUSICAL
 - EMILY BLUNT
 - LONDON
 - ROB MARSHALL
 - BIG BEN
- ENTER THE CODE: 7613
 - Time to deliver the Oscars:
 - Best Actress to Renée Zellweger
 - Best Director to Bong Joon-ho
 - Best Actor to Joaquin Phoenix
 - Best Director Bong Joon-ho
 - Hidden message:
 - Group 1: The first number of final code is eight
 - Group 2: The second number of final code is four.
 - Group 3: The third number of final code is seven.
 - FINAL CODE: 847 (Students will get the full code by sharing their results with other groups)

11.15h – 11.30h **Break**

11.30h – 12.00h **Video “Types of StopMotion”**

<https://www.youtube.com/watch?v=NZbrdCAsYqU>

After watching the video, students have to debate and choose what kind of stop motion they want to do.

FACE TO FACE



13:00h - Welcome Turkish and Portuguese partners

Accommodation place: «Cau de bruixes» rural house.

TUESDAY 29th of March

VIRTUAL



09:30 - 10:00h **Presentations from Turkey and Romania** (Present an activity you have done about cinema)

<https://meet.google.com/jyb-ggro-ath>


09.50 - 11:00h **Virtual visit to Museum of cinema with Agnes Cabezas.**



<https://meet.google.com/vkb-ntnu-fqc>

11:00 - 11:15h **Kahoot** about the visit to the Museum of cinema.



<https://kahoot.it/challenge/?quiz-id=3462daee-e303-4eaf-94b1-e433bbb5f04c&single-player=true>



| | |
|---|---|
| | <p>11:15 - 11:30h Break.</p> <p>11.30 – 12.30 Stop Motion: 1st Step</p> <p>Create StoryBoard, background and characters. (Claymotion or plasticine, puppet animation, cutout animation, pixilation (human body), object animation). <i>It has to be something short and easy. For example, if you use puppets it can be just to appear in a scene, say “Hello” and leave. The important part is the edition of the video using the StopMotion app.</i></p> <p>https://www.canva.com/design/DAE70s6XSn4/CS9HeRcJzbdkWPZb6GGL4w/edit?utm_content=DAE70s6XSn4&utm_campaign=designshare&utm_medium=link2&utm_source=sharebutton</p> |
| <p>FACE TO FACE</p>  | <p>9:30h-10:30h – Welcome to Castanyers’ school and school tour</p> <p>10:30h - 11h - Breakfast (Coca amb xocolata)</p> <p>11h - 12h - Pedagogical methodology.</p> <p>13h-15h - Lunch in Girona</p> <p>15h - 16:30h - Visiting Museum of Cinema of Girona.</p> |

| | |
|---|--|
| WEDNESDAY 30th of March | |
| <p>VIRTUAL</p>  | <p>09:30 - 10:00h Presentations from Greece and Portugal. (Present an activity you have done about cinema)</p> <p>https://meet.google.com/dkh-wuft-brt</p> <p>10:00 -11:00 Stop Motion 2nd Step: shooting day. “Tips to do the shooting”</p> <p>11:00 -11:15 Break</p> <p>11:15 – 12:00h Workshop: Create the movie advertising poster with “Canva” After choosing the technique, the story and the title in the first workshop, we will now create the poster for the film. Image resources to use: https://www.canva.com/es_es/posteres/plantillas/pelicula/</p> |
| <p>FACE TO FACE</p>  | <p>9:30h-11:15h – Virtual participation with our students’ groups.</p> <p>11:15h-12:00h – Break</p> <p>12:00h-13:00h – History of Viladrau (Special effects documentary)</p> <p>13:00h-16:30h – Lunch time</p> <p>16:30h-17:00h – Welcome to Gurri’s school.</p> <p>16:30h-18:30h – Walking tour in Vic (Viladrau’s closest city).</p> |



| THURSDAY 31st of March | |
|---|--|
| VIRTUAL  | <p>09:30 - 10:00h Presentations from Italy (Present an activity you have done about cinema)</p> <p>https://meet.google.com/hbt-qhop-qpd</p> <p>10:00 -11:15 Stop Motion 3rd Step: time to edit. “Tips to use StopMotion App” This app has been installed on your device: https://play.google.com/store/apps/details?id=com.cateater.stopmotionstudio&hl=ca&gl=US</p> <p>Students will edit their photos to make a final video.</p> <p>11:15 -11:30 Break</p> <p>11:30 – 12:00h Discussion and evaluation You can share your final stop motion video in the padlet provided. https://padlet.com/a8029283/t7sk2qcpf71t070z</p> <p>12:00-12:30h Break</p> <p>12:30h-13:30 Coordinators meeting https://meet.google.com/hbt-qhop-qpd</p> |
| FACE TO FACE  | <p>9:15h-12:30h– Visiting centenary chestnuts and walking tour to Montseny Natural park. Taste of chestnut products.</p> <p><i>Turkish team: Taking photos and recording video shots to make a short movie about the visit. Share it to all the partners.</i></p> <p>12:30-13:30h Coordinators meeting</p> <p>13:30h-15h - Catalan lunch</p> <p>15h-16:30h - History of cinema Portuguese team: History of cinema for special needs children and face-painting workshop.</p> |

| FRIDAY 1st of March | |
|--|--|
| VIRTUAL  | |
| FACE TO FACE  | <p>Say goodbye to our partners!</p> |