



Statistics: Students' evaluation questionnaire – 21 surveys







1) What is the main topic of the 1st mobility?

- Solidarity: 14 answers – 66%
- No answer: 4 answers – 19%
- Loneliness: 1 answer – 5 %
- The name of the project: Together we can: 1 answer – 5 %
- Equality: 1 answer – 5 %

2) Where are the students of partners' schools from?



- Cyprus, Poland, Portugal, Spain and Italy: 9 answers – 42 %
- Poland/Kracow: 8 answers – 38%
- No answer: 2 answers – 10%
- 2 answers: 10%
 - ✓ Italy, Poland, Portugal, Spain
 - ✓ Poland, Italy, Spain, Portugal, Greece.

3) What do you expect from this Erasmus Plus project? Tick the right box/boxes.


		Answers	Ratio
- To improve my English oral communication skills		16	76.19%
- To get familiar with European cultural diversity.		14	66.67%
- To establish my European citizenship.		6	28.57%
- To visit foreign countries		16	76.19%
- To meet and exchange with other Europeans of my age.		14	66.67%
- To make new friends.		13	61.9%
- Other.....		0	0%
- No Answer		0	0%



4) Did you like the mobility in Poland? Tick the right box.

		Answers	Ratio
Yes		20	95.24%
No		0	0%
No Answer		1	4.76%

5) Did you enjoy your accommodation? Tick the right box.

		Answers	Ratio
Yes		21	100%
No		0	0%
No Answer		0	0%

6) What was your favourite activity during the project work?







- Going to the Salt Mine: 7 answers – 33%
- Painting the tshirts: 6 answers – 29%
- Socialization with other students and eat in restaurants: 3 answers – 14%
- Guided visit: 3 answers – 14%
- Free time with the family: 2 answers – 10 %

7) What did you like best during the whole mobility in Poland? Tick the right box / boxes.





		Answers	Ratio
- The activities		12	57.14%
- Meeting new people		18	85.71%
- Eating good food		4	19.05%
- Socializing		15	71.43%
- Visiting Cracow		16	76.19%
- Other		0	0%
- No Answer		0	0%







8) How has it been to work with people in your age from different countries? Tick the right box / boxes.

		Answers	Ratio
- Exciting		14	66.67%
- Challenging		7	33.33%
- Interesting		16	76.19%
- Difficult		1	4.76%
- Boring		1	4.76%
- Other		1	4.76%
- No Answer		0	0%

9) Meeting organization: Information (about the project, travel, accommodation, etc) received before the meeting from host partner, responding in time, was: Tick the right box / boxes.



		Answers	Ratio
- Very good		9	42.86%
- Good		9	42.86%
- Not so bad		2	9.52%
- Unsatisfactory		1	4.76%
- No Answer		0	0%

10) Meeting organization: General organization during the meeting was: Tick the right box / boxes.





		Answers	Ratio
- Very good		6	28.57%
- Good		11	52.38%
- Not so bad		3	14.29%
- Unsatisfactory		1	4.76%
- No Answer		0	0%






11) Meeting organization: (domestic arrangements, accommodation, meals, transport, etc.) was: Tick the right box / boxes.

		Answers	Ratio
- Very good		7	33.33%
- Good		14	66.67%
- Not so bad		0	0%
- Unsatisfactory		0	0%
- No Answer		0	0%

12) Meeting contents: The subjects and activities carried were relevant: Tick the right box / boxes.




		Answers	Ratio
- Strongly agree		3	14.29%
- Agree		14	66.67%
- Uncertain		3	14.29%
- Disagree		1	4.76%
- Strongly disagree		0	0%
- No Answer		0	0%

13) Meeting contents: Balance between different types of activities (work session, social and cultural events, free time, etc.)was: Tick the right box / boxes.

		Answers	Ratio
- Very good		7	33.33%
- Good		13	61.9%
- Not so bad		1	4.76%
- Unsatisfactory		0	0%
- No Answer		0	0%



14) Meeting contents: The meeting fulfilled my personal expectations. Tick the right box / boxes.

		Answers	Ratio
- Strongly agree		9	42.86%
- Agree		11	52.38%
- Uncertain		2	9.52%
- Disagree		0	0%
- Strongly disagree		0	0%
- No Answer		0	0%

15) What is your best memory about this mobility? - 1 student made two comments

- The friendships we've made and the culture we know: 6 answers – 27%
- Moments with family: 5 answers – 23%
- Sing in karaoke and play with Polish: 3 answers – 14%
- Salt Mines: 2 answers – 9%
- Everything 2 answers - 9%
- Visiting Krakow: 1 answer -4,5%
- Work sesión: 1 answer – 4,5%
- Visiting Auschwitz: 1 answer – 4,5%
- Painting the tshirts: 1 answer – 4,5%