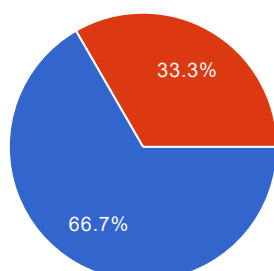


12 responses

[View all responses](#)[Publish analytics](#)

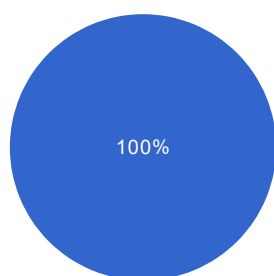
Summary

1. Did you have previous experience with eTwinning?



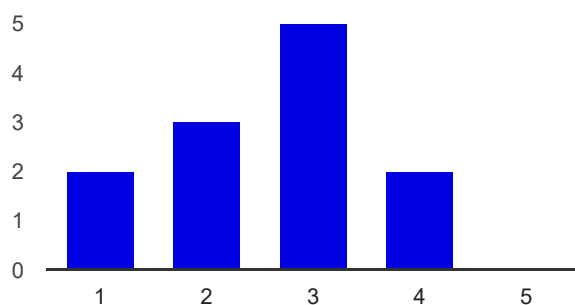
yes	8	66.7%
no	4	33.3%

2. Did you use new ICT tools in this project?



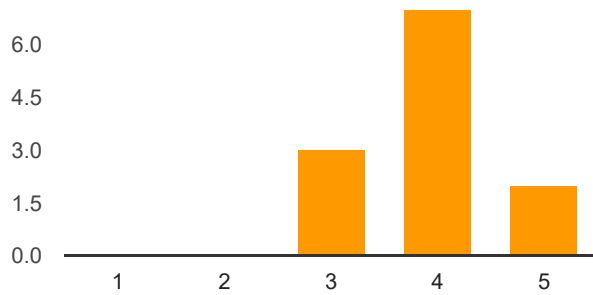
yes	12	100%
no	0	0%

3. Please rate the difficulty of the project activities.



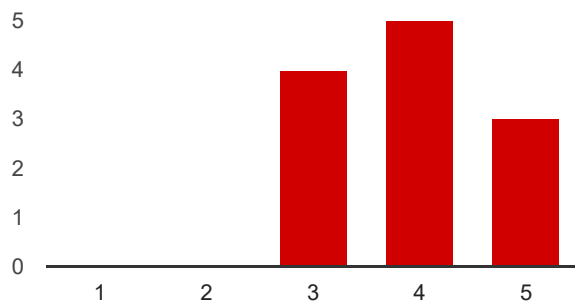
not difficult: 1	2	16.7%
2	3	25%
3	5	41.7%
4	2	16.7%
very difficult: 5	0	0%

4. Please rate the collaboration of the project activities.



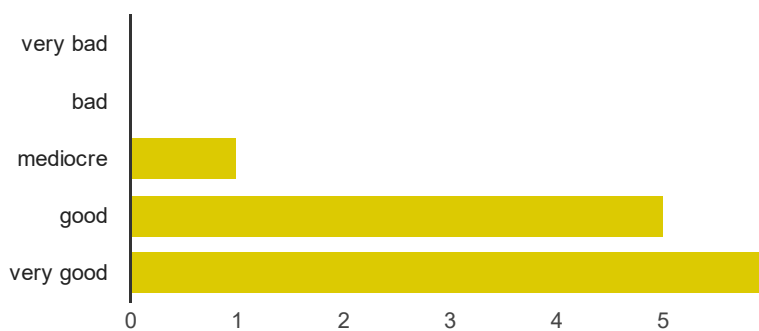
no collaboration: 1	0	0%
2	0	0%
3	3	25%
4	7	58.3%
much collaboration: 5	2	16.7%

5. Please rate the communication with the project partners.



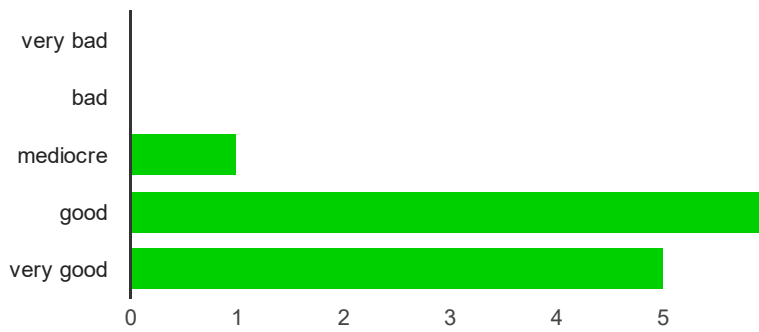
bad communication: 1	0	0%
2	0	0%
3	4	33.3%
4	5	41.7%
excellent communication: 5	3	25%

involvement [6. Please rate your students...]



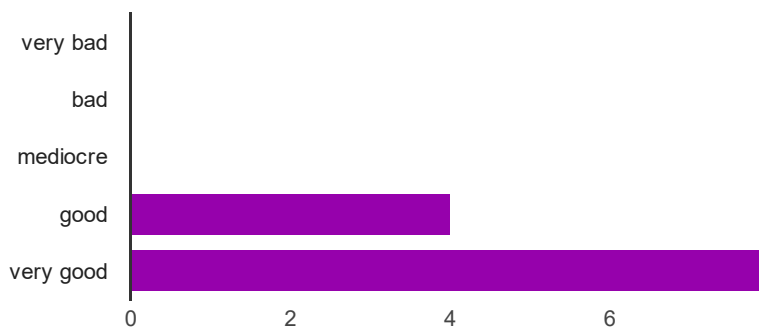
very bad	0	0%
bad	0	0%
mediocre	1	8.3%
good	5	41.7%
very good	6	50%

participation [6. Please rate your students...]



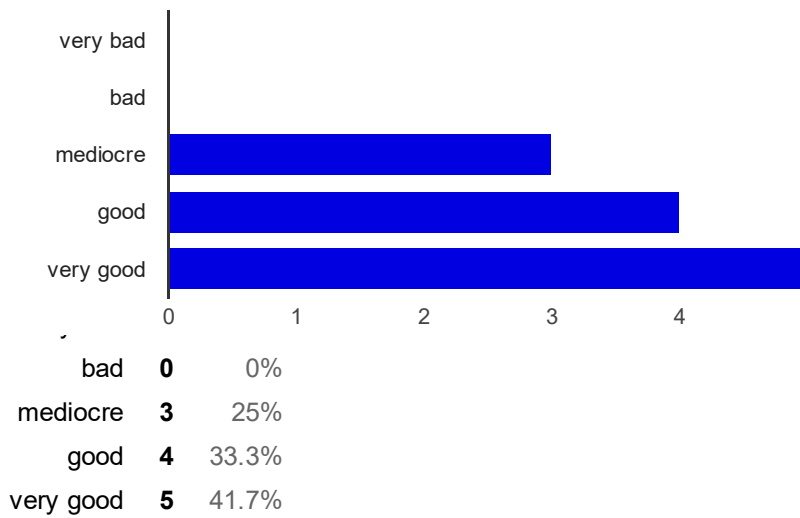
very bad	0	0%
bad	0	0%
mediocre	1	8.3%
good	6	50%
very good	5	41.7%

enthusiasm [6. Please rate your students...]

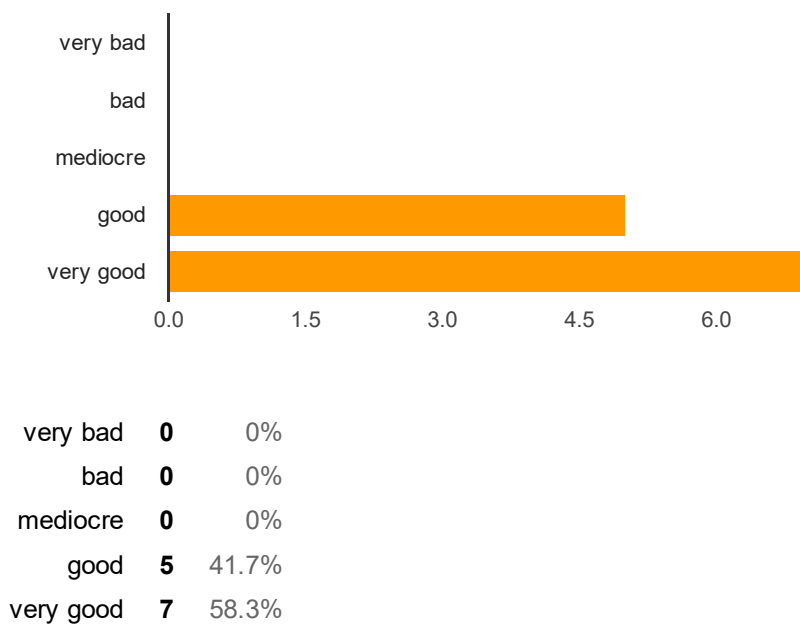


very bad	0	0%
bad	0	0%
mediocre	0	0%
good	4	33.3%
very good	8	66.7%

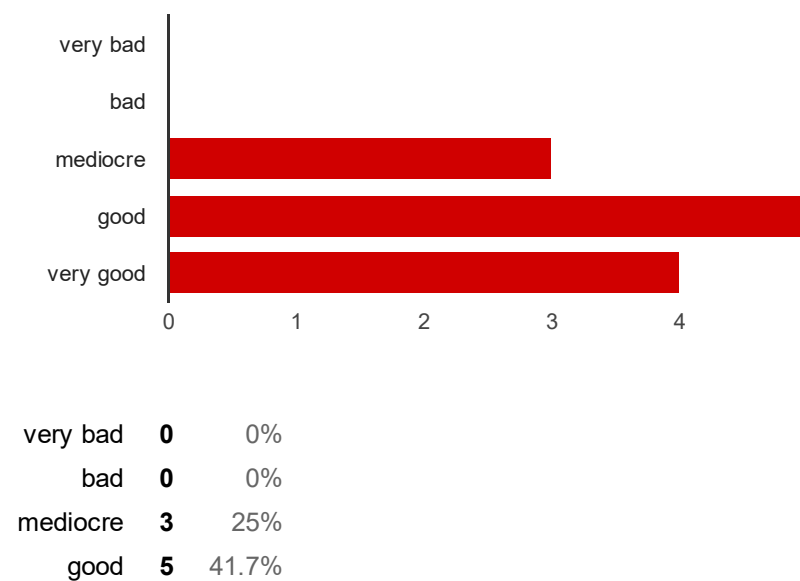
ICT usage [6. Please rate your students...]



collaboration [6. Please rate your students...]

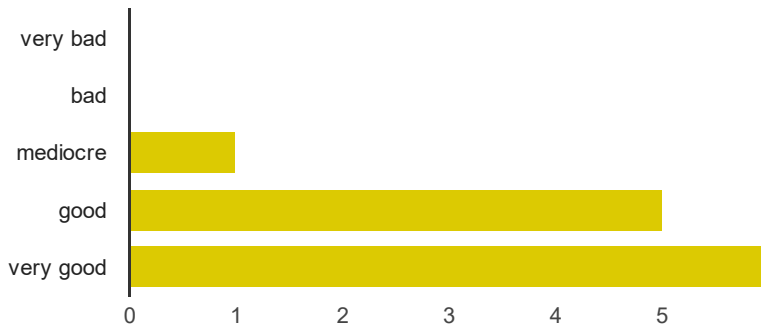


English usage [6. Please rate your students...]



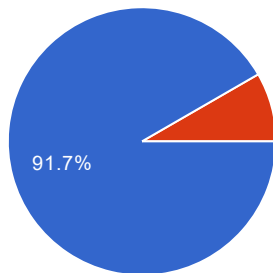
very good 4 33.3%

geography knowledge [6. Please rate your students...]



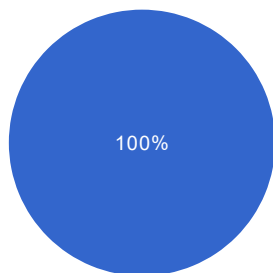
very bad	0	0%
bad	0	0%
mediocre	1	8.3%
good	5	41.7%
very good	6	50%

7. Do you believe this project increased your weekly workload?



yes	11	91.7%
no	1	8.3%

8. Would you be involved in another eTwinning project next year?



yes	12	100%
no	0	0%

Number of daily responses

