



Cofinanciado por el  
programa Erasmus+  
de la Unión Europea

# LET'S THINK SUSTAINABLY

OUR IDEAS TO PROMOTE SUSTAINABILITY




# PROJECT 1: MAKING OUR SCHOOL SUSTAINABLE



# What did we do to make our school more sustainable?

First of all we created a logo to represent the common project. Then we launched our project and took photos of all the containers, clean points and green areas of our center. After this, we started a garbage collection in the break and we went through the different classes that are in the Carmenta project (learning with digital devices) to talk a little about the project and take pictures. Thirdly, we gave the students ideas on how to recycle. On the other hand, we organised a game to learn how to recycle with the students of our school. Finally, we talked to the management team about measures to make our school more sustainable.

# PROJECT 2: RAISING AWARENESS



# Raising Awareness: What did our project consist of?

- ★ The project 2, “Raising Awareness”, focused principally on the goal number 13 of the Agenda 2030, “Climate Action”.
- ★ We thought that it was important to raise the awareness in our world about the situation related to how our environment is getting destroyed and hurt due to climate change, so we started working on it.






# What have we done in our project?



- ★ To work on it, our group decided to work on a presentation to make the students at our school aware of the importance of taking care of the environment, how climate change is affecting our planet, and last but not least some tips about how to change this and improve the situation.
- ★ At first, our plan was to go to other schools and present our work, but this couldn't be possible due to the Covid-19 situation. However, at the end we managed to make a great job, working together in class and even meeting some afternoons after class to continue working on our project.

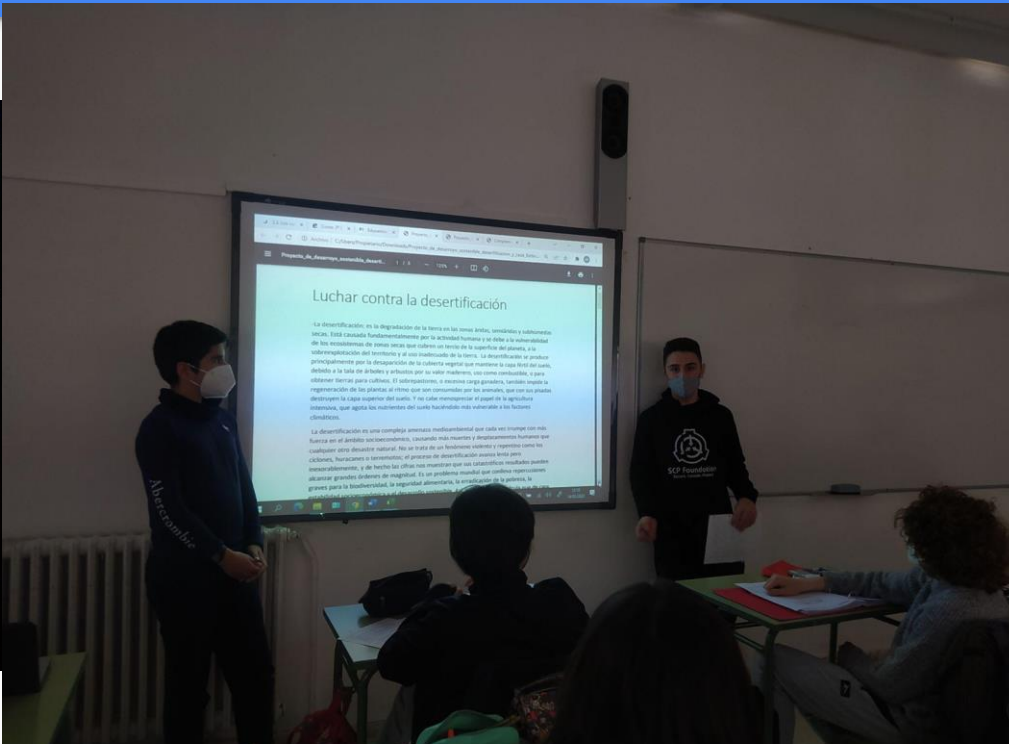


# Presentation and work we've made.

- ★ As we've mentioned before, we principally worked on a presentation talking about this topic and raising awareness about it, so here you have the link in case you're curious about knowing how we worked. ;)
- ★ Also, we must mention that the presentation is in Spanish, so in case you want to know what we talked about and you don't know Spanish, we recommend you to use a translator.

<https://docs.google.com/presentation/d/1Z3-r9hpYRdCpplxrbidjGDS9ZW5mfZd0G/edit?usp=sharing&oid=101927466720568050411&rtpof=true&sd=true>

# PROJECT 3: FIGHT DESERTIFICATION AND POACHING






# What is desertification and poaching?

- **Desertification:** It is land degradation in arid, semi-arid and dry sub-humid areas.
- **Poaching:** It is the illegal hunting, fishing or trapping of wild animals.



# What have we done in our project?

1. My partner and I have made an investigation project about desertification and poaching.
1. We exposed this project at the Gregorio Prieto high school.
1. Finally we have made two videos explaining all briefly.



# Videos

- What is desertification:

[https://www.youtube.com/watch?v=B\\_3lWdLsAOg](https://www.youtube.com/watch?v=B_3lWdLsAOg)

- Solutions for desertification:

<https://www.youtube.com/watch?v=KrYwkNZo1g8>