

Animal Expression

PrintShare

Model the various methods of communication used in the animal kingdom.

120+ min.

Advanced

Grades 3-5



1. Explore phase

(30-60 minutes)

Bioluminescence is the production of light by living organisms, such as fireflies, shrimp and deep sea fish. Bioluminescent creatures use this ability to glow for a variety of purposes, including camouflage, luring prey, and communicating.

Other animals would use sounds and movements to communicate.

Let students explore these different social interactions to determine how these types of communication help them to survive, find mates, and reproduce.

2. Create phase


(45-60 Minutes)

Students create a creature and illustrate their method of communication. The model should display one specific type of social interaction, such as light, movement, or sound.

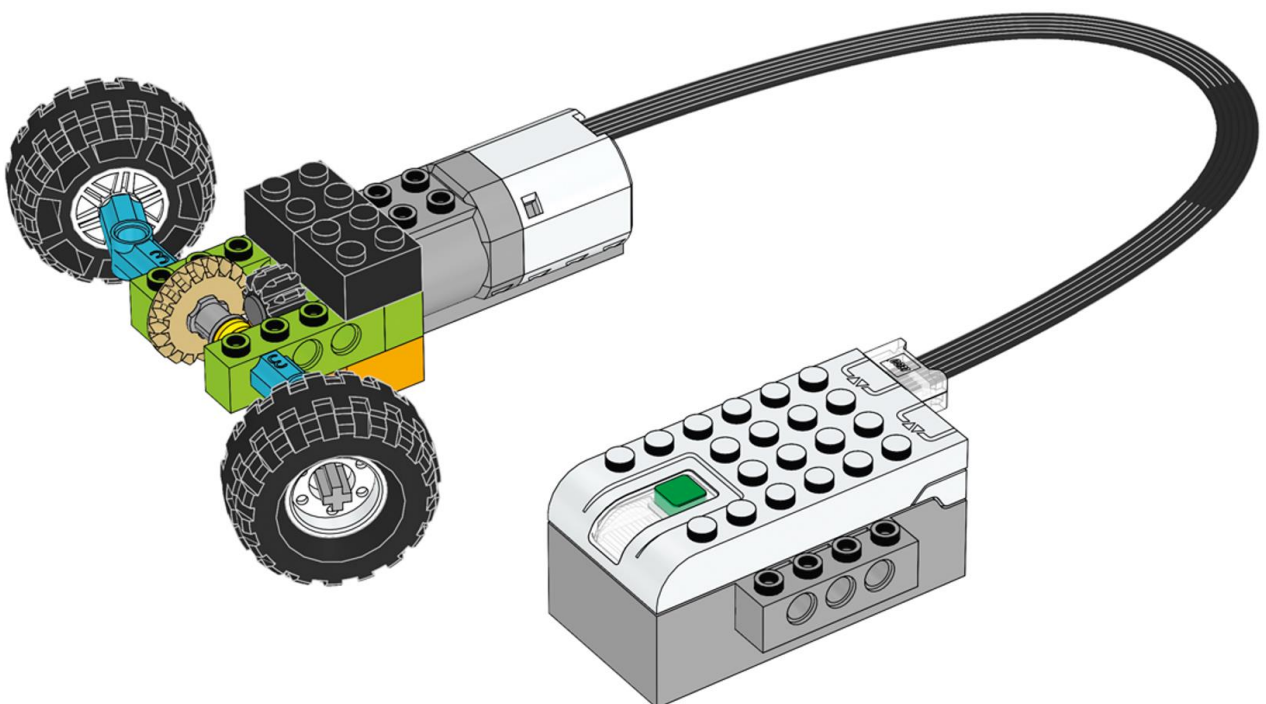
Let students explore the Design Library so they can choose a model for inspiration. Then allow them to experiment and create their own solutions, modifying any basic model as they see fit.

Suggested Design Library models include:

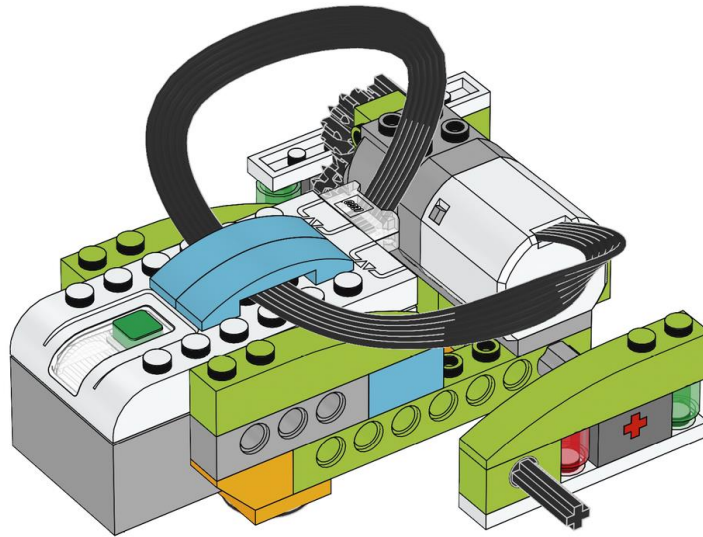
- Tilt
- Wobble
- Walk



[VIEW BUILDING INSTRUCTIONS](#)



[VIEW BUILDING INSTRUCTIONS](#)



[VIEW BUILDING INSTRUCTIONS](#)

3. Share phase

(45+ minutes)

Students should present their models, explaining how they represented a method of communication. They could use research and portfolio documentation to support their explorations and ideas.

Assessment

Ensure that students explain how the chosen method of communication creates social interaction. Ask them to say why the animals interact in this way. Some research regarding social interaction of animals might be necessary.