

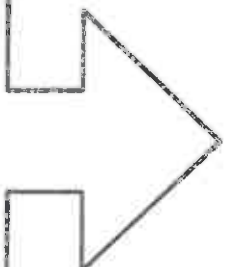

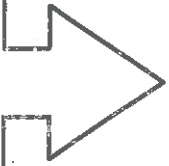
SCIENCE:




HOW WE PLAY

TREES

- CLIMB AND HANG UP THE TREES
- PLAY TO HIDE BEHIND THE TREES.
- TO PLAY TO 'RED LIGHT GREEN LIGHT',
- TRY TO JUMP AND SEE WHERE YOU GET.
- HANG A ROPE ON THE BRANCH OF A TREE AND SWING.



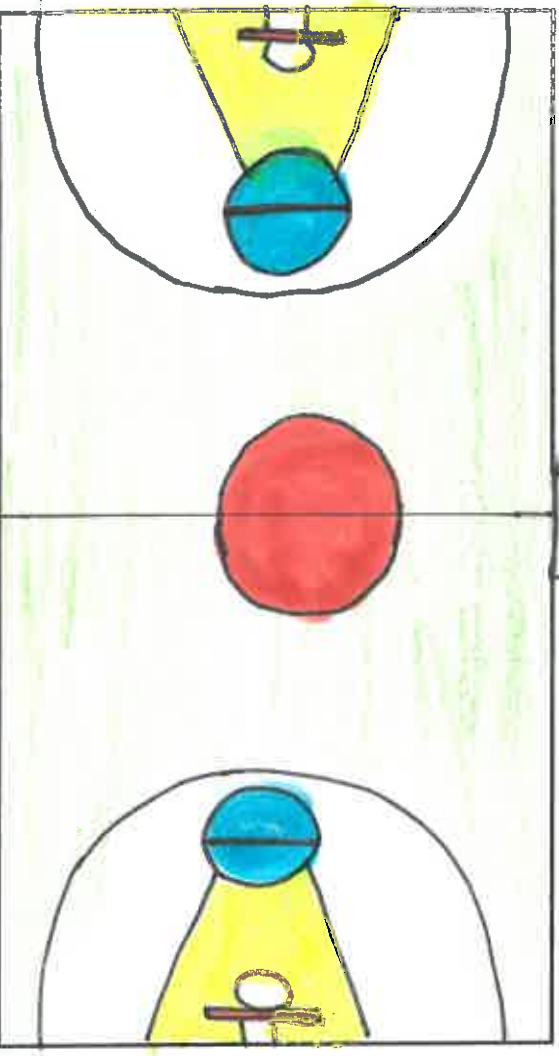

SCIENCE



HOW WE PLAY

~ BASKETBALL FIELD ~

- PLAY BASKETBALL
- PLAY A BASKETBALL MATCH.
- CLIMB THE BASKET
- YOU CAN RUN AND DO THE WHEEL.
- TO PLAY A GAME WITH 2 BALLS THAT WE CALL "CHAOS" YOU HAVE TO BASKET BEFORE THE OTHER PERSON.



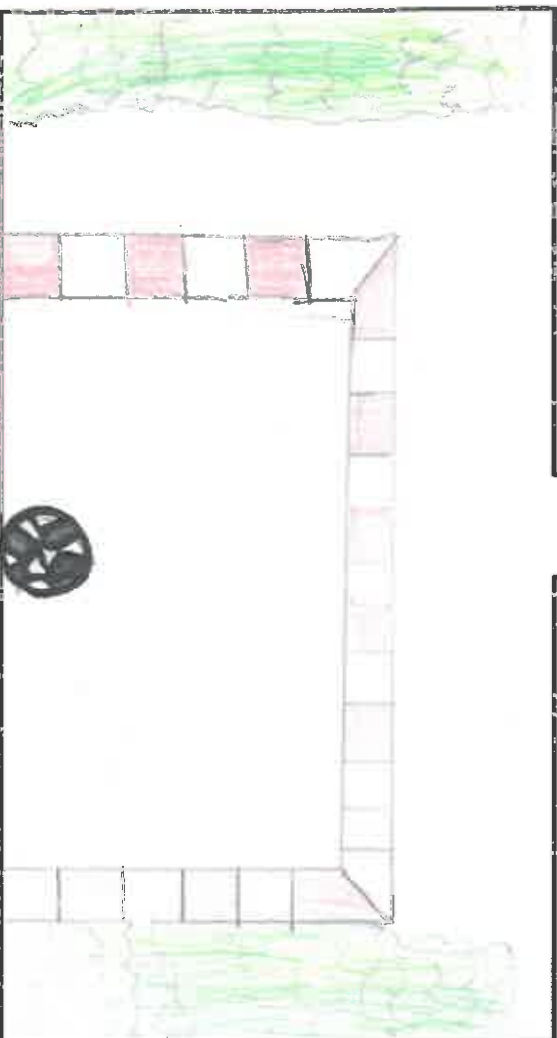
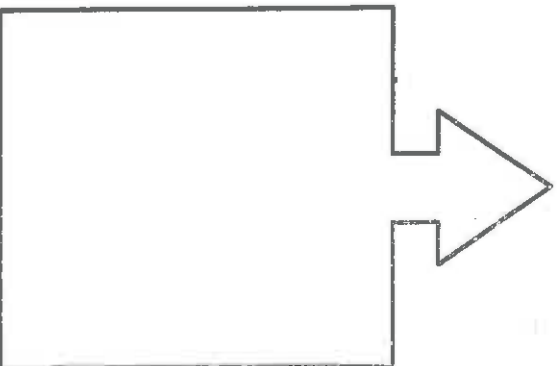
SCREENS

HOW WE PLAY



THE GOAL

- Play to goals.
- Kick the ball.
- Pass the ball to a friend.
- Run in the field.
- Take a photo.



SCIENCE

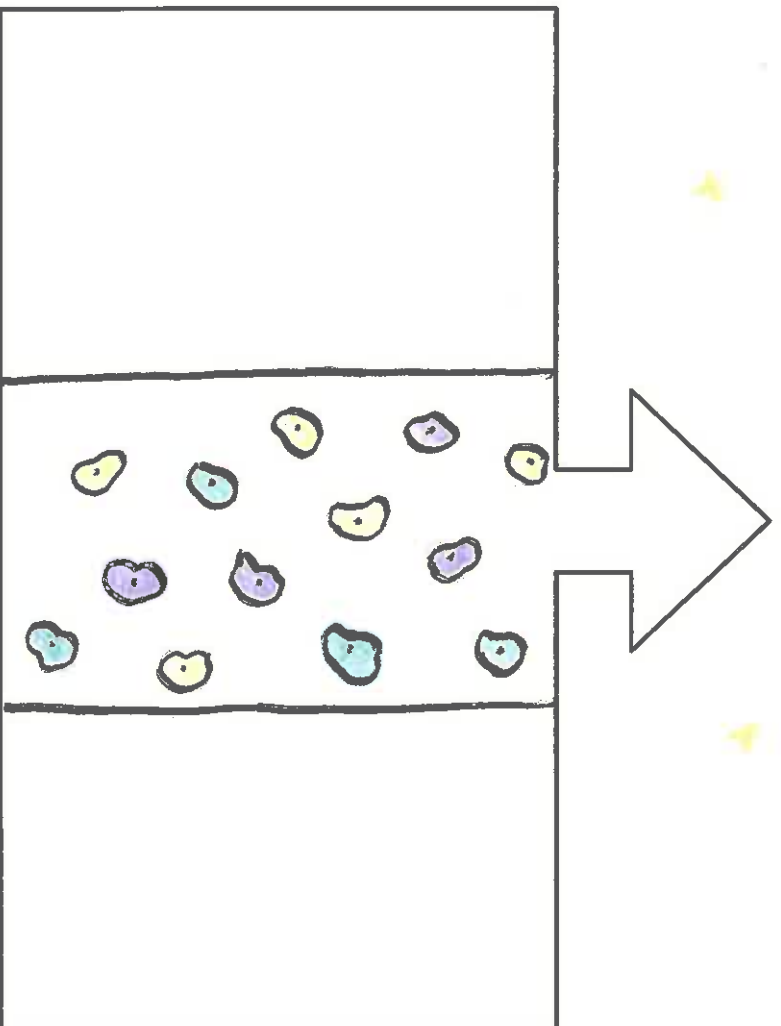

HOW WE PLAY



Climbing

Walls:

1. We climb up the wall and climb down the wall.
2. You can play to imagine that the floor is lava.
3. You can jump from the top to the floor.
4. We can hide in front of the wall.

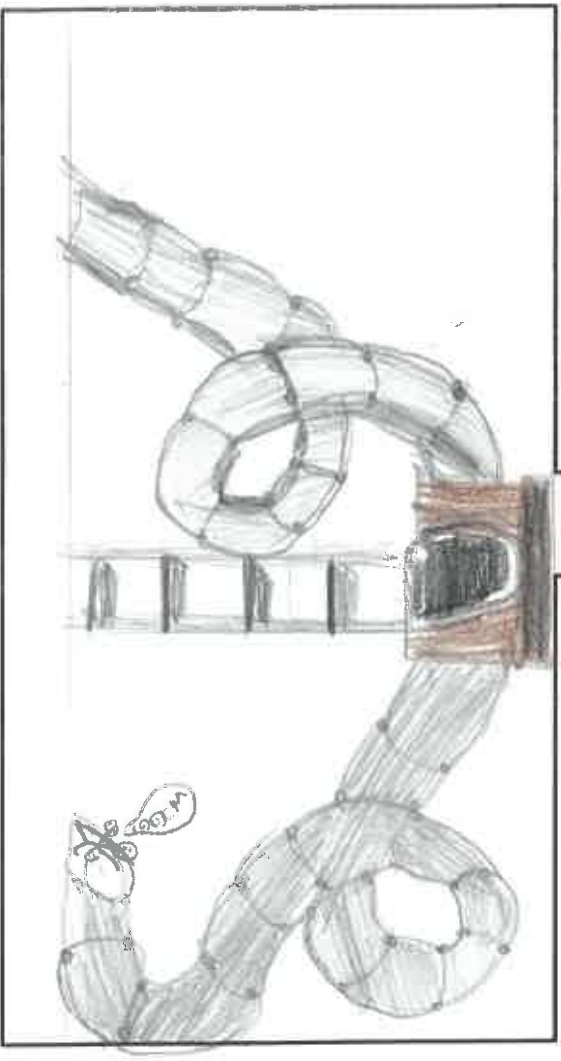


SCIENCE!



HOW WE PLAY THE SLIDE

1. Climb the ramp and go downstairs.
2. Upstairs and go down the ramps.
3. Climb the slide.
4. Hide under the slide.

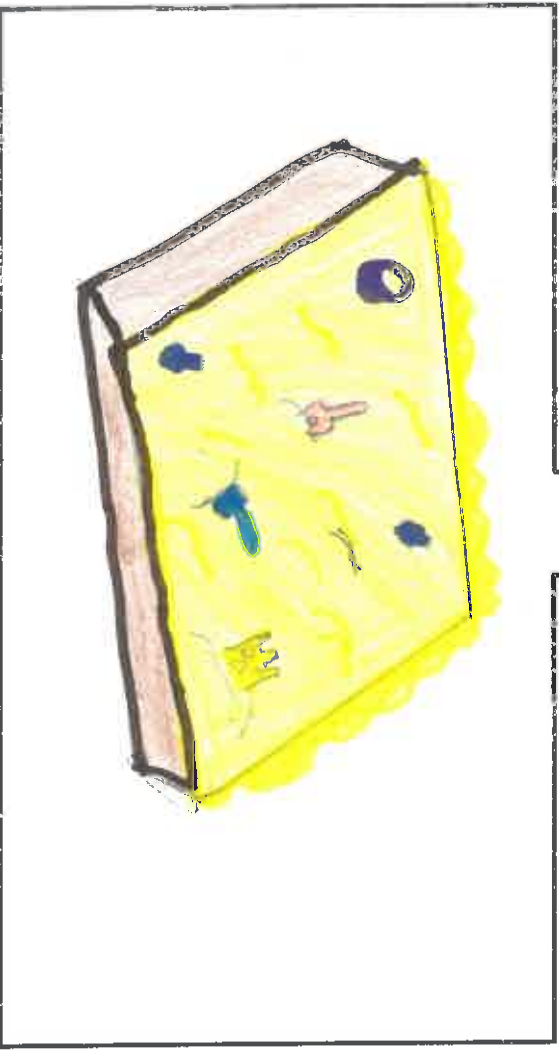


SCIENCE

HOW WE PLAY



1. **S**and castle.
2. **P**lay to sand.
3. **D**o a sand's man.
4. **P**lay to cook.
5. **P**lay to draw in the sand.
6. **J**ump in the sand.
7. **B**ury things in the sand.
8. **C**over with the sand.
9. **S**tack up to sand.



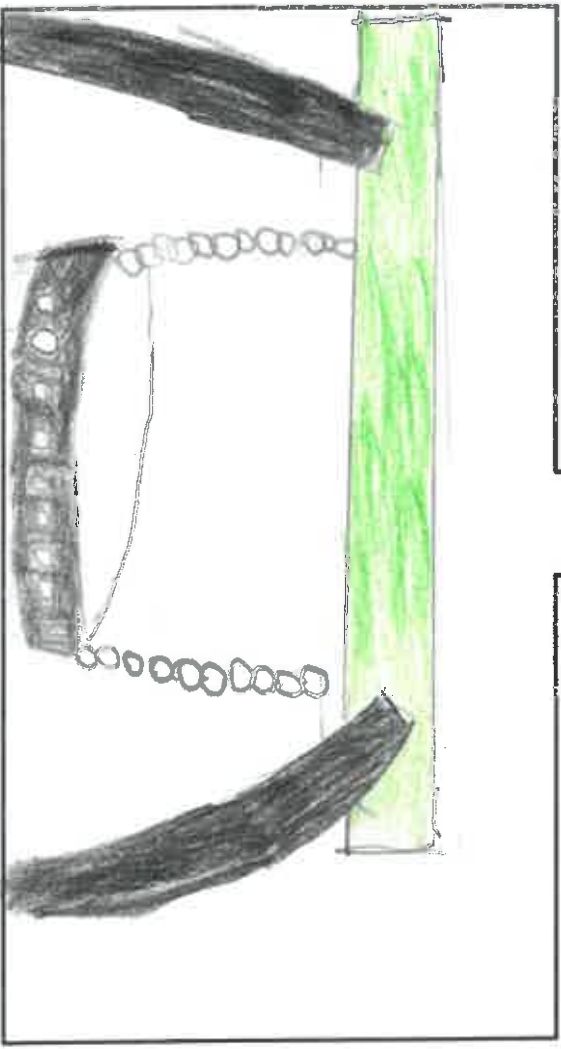
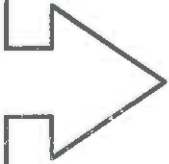
SCIENCE!



HOW WE PLAY

BIG SWING

1. Who jumps the swing.
2. Play to Big Big.
3. Imagine that the swing is a net and throw a ball over it.
4. Turn around the swing and throw ball over the swing.
5. Play to imagine that the floor is green.



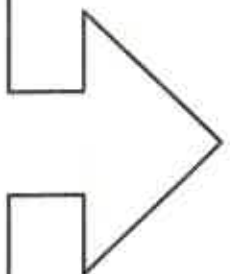

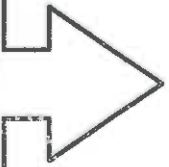
SCIENCE!

HOW WE PLAY

MAKE SWIMMING LIVE
Tuesday 29th of April 2021

Pine-Pave-table

1. Play + ping-pong table
2. Run to ping-pong table
3. To jump on ping pong table
4. Stand up on the table and jump from one side to the other.
5. Pass a football ball and play



SCIENCE

HOW WE PLAY



Banks

The floor is lava.

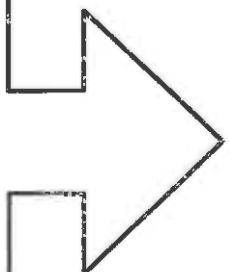
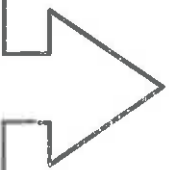
The garden.

The...

The jump the plants.

5D's movement.

Play to meet in the book The other Children




SCIENCE!

HOW WE PLAY



Small house

- 1 The floor is lower
- 2 Throw yourself on the slide.
- 3 Climb the slide and lie up on the top of the house (aparte alta)
- 4 Play to make in the house
- 5 Play to follow and touch the children (you have fun)



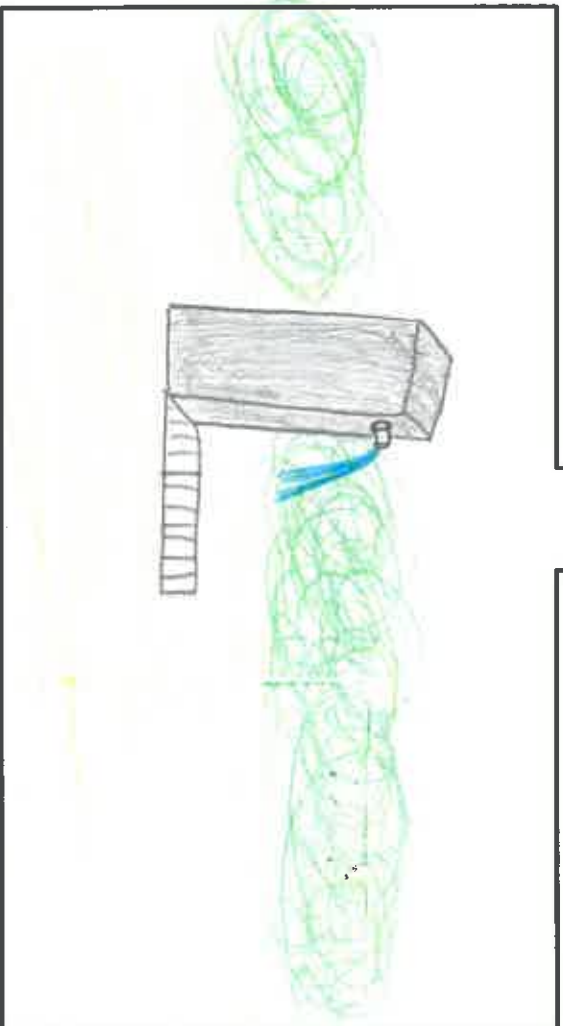
SCIENCE!

HOW WE PLAY



~ WATER Fountain ~

1. War of water.
2. War of water balloons.
3. Turn around the water fountain.
4. Drink water.



SCIENCE!



HOW WE PLAY

~*SMALL SWINGS~

- 1: You can swing
- 2: Swing and jump
- 3: Stand-up in the swing and swing
- 4: Put sand in the swing and create a sand storm

