

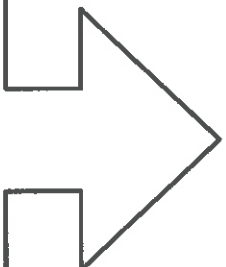

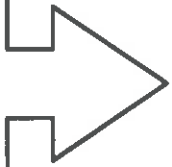
SCIENCE!



HOW WE PLAY

BASKETBALL FIELD

The basket play. The raves. The play
fotton. The play puller palla. Play tennis
Play badminton. Play quill. Play football
chins. Play tek set. Play the cementery.
Play the Handwe. Play red light green
light.




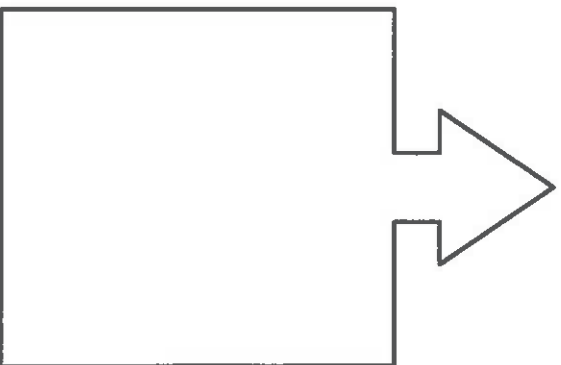
SCIENCE!

HOW WE PLAY



Big house

Threw your self. The climbing! Threw
side. Big swing. She floor is lower. Play like
toch sed. climb in the wall. To play like
Prates.

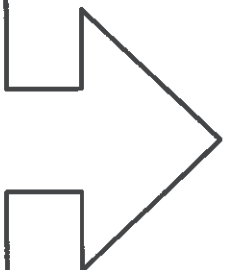

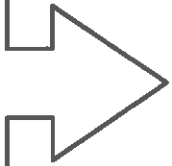


SCIENCE



HOW WE PLAY TREETOPS

Combining the trees, not more, giving the touch to draw.




SCIENCE!



HOW WE PLAY

SMALL HOUSE

(Like the small house, play with the string wheel,
jump the swing of the small house
play like a cushion play like
persons



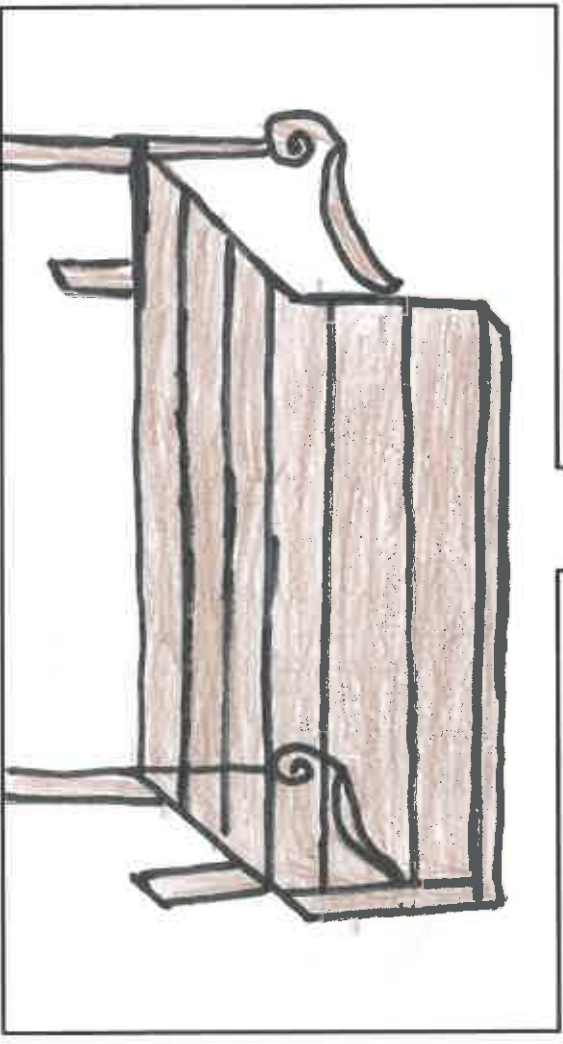
SCIENCE

HOW WE PLAY



Bank

- 1 The rope is low on the bank
- 2 Feet on the bank
- 3 Sit-down on the bank
- 4 Lay down on the bank



SCIENCE!



HOW WE PLAY

Sand box

- 1 Do castles of sand
- 2 Do a hole
- 3 Wet the sand
- 4 Do and prepare I'm a granary food
- 5 Play a war of sand
- 6 To bury or foot
- 7 Take our shoes and walk in the sand box.



SCIENCE



HOW WE PLAY

Small Swing

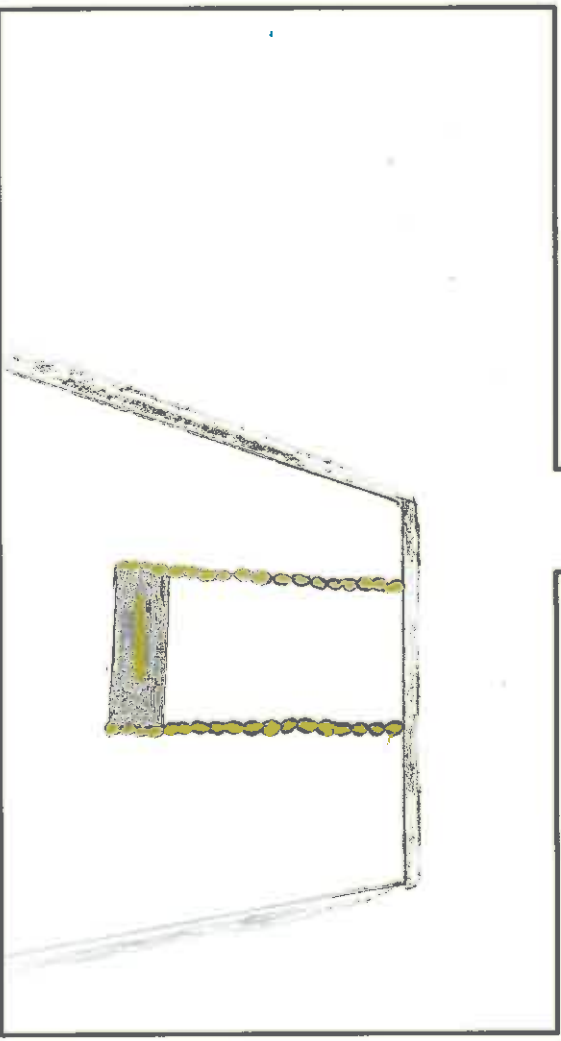
Whit the swing you can turn around.

You can swing whit the swing.

3 + A lso you can jump.

4 Stand up in the swing.

5 And we also can stand




SCIENCE



HOW WE PLAY PING-PONG TABLE

1. For play ping-pong
2. For play table tennis
3. For play hide-and-seek
4. For play badminton
5. For a wall.
6. Table tennis.
7. For play ping-pong.
8. For down.
9. For talk.
10. For play with boys.

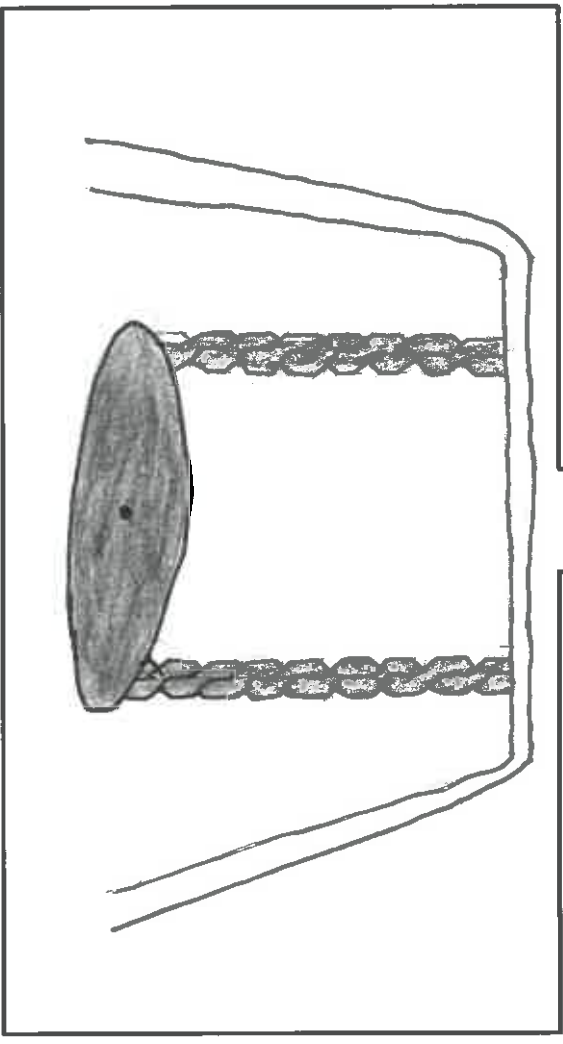


SCIENCE!



HOW WE PLAY BIG SWIMMING

1. We can swing.
2. We can jump from the big swing and land in the sand. (Be careful to not get hurt.)
3. We can knock over.
4. Turn around the big swing.
5. Sit down of the big swing and speak.



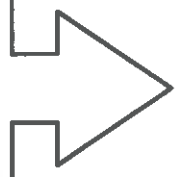

SCIENCE:




HOW WE PLAY

CLIMBING WALL

- 1 You can play to climbing and jump
- 2 One person climbs and passes the ball to the other persons
- 3 To imagine about the climbing wall is a net.



	
--	--

SCIENCE!


Marcel·lí Pons



HOW WE PLAY

Steps:

- 1 Throw yourself Slides
- 2 The floor is lava.
- 3 Up of ramp of slide.
- 4 Playing of puzzles.
- 5 Play with my friends.
- 6 Play to imagined a chef
- 7 Play to imagined a dog



SCIENCE!



HOW WE PLAY

Fountain

1. Drink water
2. Fill the bottle of water
3. Play with water guns
4. Play with water balloons
5. Use the water to construct

