

TODAY'S WRITERS, TOMORROW'S LEADERS

2017 - 2019



<https://twinspace.etwinning.net/38586/home>



5^ο ΔΗΜΟΤΙΚΟ ΣΧΟΛΕΙΟ
ΝΕΑΣ ΣΜΥΡΝΗΣ



Hello!



Moi!



Cześć!



¡Hola!



Ciao!



Γεια σας!



Merhaba!





Stavroula Makaronopoulou, 5TH PRIMARY SCHOOL NEAS SMYRNIS, Ελλάδα
Simon McLoughlin, Lanchester Endowed Parochial Primary School, Ηνωμένο Βασίλειο
Carmen García Arenas, C.I.P. SANTIAGO RAMÓN Y CAJAL, Ισπανία
Rose Foti, ICS "Militi" di Barcellona Pozzo di Gotto, Ιταλία
Panikkos Xiourouppas, Kiti Primary School, Κύπρος
Alicja Citko, Szkoła Podstawowa Nr 28 w Białymstoku, Πολωνία
Ayla Altunsoy, TED ÖZEL TOKAT ORTAOKULU, Τουρκία
Janne Varko, Vuorelan koulu, Φινλανδία

τους απονεμήθηκε η Ετικέτα για το έργο τους:

Today's Writers, Tomorrow's Leaders

23.03.2017

Dr. Michael Paraskevas
Εθνική Υπηρεσία Στήριξης
Ελλάδα

Marc Durando
Κεντρική Υπηρεσία Στήριξης

Ruth Sinclair-Jones
Εθνική Υπηρεσία Στήριξης
Ηνωμένο Βασίλειο



1^Η ΣΥΝΑΝΤΗΣΗ : LANCHESTER PRIMARY SCHOOL, LANCHESTER, ΑΓΓΛΙΑ
ΝΟΕΜΒΡΙΟΣ 2017












ΔΙΑΓΩΝΙΣΜΟΣ ΖΩΓΡΑΦΙΚΗΣ (Α' ΚΑΙ Β' ΤΑΞΕΙΣ)





ΨΗΦΟΦΟΡΙΑ



Ο δικός μας
Sparky!!






Η προσγείωση του Sparky!



ΙΣΤΟΡΙΕΣ ΚΙΝΟΥΜΕΝΩΝ ΣΧΕΔΙΩΝ (Δ' & Ε' ΤΑΞΕΙΣ)



1

Sparky's everyday life




② Sparky's house





ΠΟΙΗΜΑΤΑ (ΣΤ' ΤΑΞΗ)



Hi! I'm Sparky
and I look scary
but I'm very friendly,
I sound strange
but I am also very brave
I smell good
and I feel soft,



SPARKY

Sparky, my good friend
You are blue like Smurf
And when you cry and sing
You tell me get rid of me

When you leave from here
You are even more sour
And when you come home again
You tell me everything is OK!





ΠΟΥ ΖΕΙΤΕ;





Where I come From

Hi! My name is Angelos. I'm a boy. I'm 9 years old. I'm from Greece. I live in Nea Smyrni, a suburb of Athens. Athens is the capital city of Greece.

I was born in Athens but my grandfather comes from Thasos. In Thasos there are mountains, rivers and trees. It's near the sea.

In Thasos you can see the Ancient Agora and you can eat chippeas.

I go to Thasos every summer. I also went to Thasos when I was 5 years old.



Where I come from

Hi! My name is Nicol. I am girl. I'm 10 years old. I'm from Greece. I live in Nea Smyrni, a suburb of Athens. Athens is the capital city of Greece.

I was born in Athens but my grandmother and grandfather come from Chios. there are rivers, masticha trees and mountains. It's near the sea.

In Chios you can see the valley of Chios, rillage Perji and rare houses. You can eat fish, big mushrooms and the traditional masticha of Chios.

I go to Chios every Christmas, at Carnival, Easter and in the summer. I love Island of Chios!!



I Love Greece !!!

Hello! My name is Denia and I live in Nea Smyrni, in Athens. Athens is the capital of Greece and it is very beautiful.

My father's name is Gabriel and is from Ithaka. Ithaka is an island with great and famous history.

My mother's name is Panagiota and she comes from Athens.



Ithaka! ♥

ΤΙ
ΔΙΑΒΑΖΕΤΕ;



TODAY'S WRITERS,
TOMORROW'S LEADERS



THE MYTH OF EUROPA GREECE

Europe has taken its name from Europa. The story is from the Greek mythology. It is about the kidnapping of Europa.

CHARACTERS

Europa
King ~~Agrioceros~~ (Europa's father)
Queen ~~Jolefassa~~ (Europa's mother)
Zeus (father of the 12 gods of the Olympus)
Poseidon (God of the sea)
Europa's two brothers
Europa's sons (~~Micoos, Radamanthis, Sarpidoos~~)
~~Jolos~~ (copper giant)
People at the wedding feast

SCENE 1

In the palace: Europa happily playing with her father and mother.

SCENE 2

In the fields: Europa picking flowers, smiling, singing & dancing.
Zeus hiding behind a tree & watching Europa.
Falling in love with Europa.

SCENE 3

Zeus being transformed into a bull.
Bull lying in the flowers near Europa.
Europa approaching the bull, petting & riding him.

SCENE 4

Bull running towards the rough seas.
Europa crying & asking for help.

Europa's two brothers looking for her,
Poseidon appearing and making the sea calm.

SCENE 5

Island of Crete: Arriving in the island of Crete, going into a cave on Mt ~~Dikti~~.
Bull transforming into Zeus.
Zeus proposing to Europa, getting married & ~~having~~ a big feast.

SCENE 6

Europa giving birth to 3 sons.
Zeus leaving the island.
Europa crying.
~~Jolos~~ protecting Europa

SCENE 7

On Mt Olympus: Zeus thinking of Europa.
Island of Crete: Europa's son ~~Micoos~~ becoming king of Crete.
Giving his mother's name to our continent, Europe.

THE LAMBTON WORM



<p>Lambton Castle is on the banks of the River Wear near Durham. Long, long ago, John, Lord Lambton's son, was fishing for trout in the river. It was Sunday.</p> <p>"This is the Lord's day," said a passer-by. "You should be praying, not fishing!"</p> <p>The lad took no notice. He put a worm on the hook and cast his fishing line again. It hit the water with a plop.</p> <p>For a while he had no luck and he lost his temper. Then, suddenly, the rod jerked madly. Young Lambton thought he had hooked a huge fish and struggled with the catch.</p>	<ul style="list-style-type: none"> • Pretend that you are holding a fishing rod. • The old man points angrily at John. • Wait with your fishing rod. • Pull the fishing rod over your head to get the huge fish from the water.
<p>"You'll not beat me," he said, nearly falling over in the river. At last, he pulled his prize onto the riverbank, and looked at it.</p> <p>It was ugliest thing you ever did see: a black worm that was oozing slime. Its head had needle sharp teeth and nine holes along each side. It was thin like an eel, but had two legs at the front and two at the back, like a lizard. Despite being small, it twisted and tumbled with amazing power.</p> <p>"Whatever kind of fish is this?" he said aloud. Just then an old man appeared from behind and looked at the creature. He looked scared.</p> <p>"You must not put it back in the river," he said. Then the old man disappeared.</p>	<ul style="list-style-type: none"> • John has a disgusted face when he sees the creature. • John has a confused face when he wonders what it is. • The old man has a scared face and waves his finger at John when telling him that he must not put it back in the river.
<p>Carefully, John Lambton put the creature into his basket. As he walked towards home, he looked again at the hideous creature and shuddered.</p> <p>On the way, he passed a field with an old, deep well. "There is no way the creature can escape from here," thought John. So he tipped the basket up over the well and the worm dropped into the darkness below. After a while, Lambton heard a distant plop.</p>	<ul style="list-style-type: none"> • Use 2 hands to put the creature in the basket. • Walk on the spot, then shudder when you look at the basket. • Tip the basket into the well and then listen for the 'plop!'
<p>Happy, he went back to the castle and forgot all about the worm. But, in the black waters of the well, at the bottom of that deep, dark hole something stirred, for the ugly creature grew and each year got stronger and stronger.</p> <p>When John was older, he joined the army. Then, just over a year later, strange things</p>	<ul style="list-style-type: none"> • Lie on the ground, curled up. Slowly grow bigger and bigger. • Pretend that you are animals in the field. One by one, fall to the ground to show that you are not there anymore. • The villagers have faces that show that they are in pain. They hold their throats and their mouths.

<p>began to happen.</p> <p>Shepherds found half eaten sheep. Just a few to begin with, but soon it became one every night. The cows started giving less and less milk. The smell near the well became terrible and strange smoke started to come out of it. People who drank its water complained of burning mouths and throats.</p>	
<p>Then, one morning, they awoke to find a trail of slime leading from the well to the River Wear. There, in the middle of the river, wrapped around a rock, was a fully grown dragon. It was enormous. It had no wings, but a thick muscled body. Its head was large and its mouth full of razor sharp teeth, poisonous smoke came from its nostrils and its mouth as it breathed.</p> <p>The news spread around the countryside. Some brave people went as close as they dared to get a glimpse of the creature. Others locked themselves in their homes, or collected their belongings and ran away. During the day, the dragon rested on its rock, but by night it swam to the bank and wrapped itself three times around a hill. Nobody felt safe.</p>	<ul style="list-style-type: none"> • Wake up and notice the slime along the ground. • Get close to the dragon but be careful. Show that you are scared.
<p>Soon, the beast became hungry. It took lambs and sheep and ate them whole. It liked milk so it would eat cows. Soon, there were hardly any sheep or cows left.</p> <p>Some brave villagers tried to kill the beast but were crushed by its sharp teeth. Soon people gave up trying to kill it.</p>	<ul style="list-style-type: none"> • The person being the beast should pretend to eat the other animals. • Pretend that you are animals in the field. One by one, fall to the ground to show that you are not there anymore.
<p>Eventually the dragon came to Lambton Hall. The local residents were ready. They filled a large stone trough with warm milk and tied two sheep nearby. As the dragon approached the gates, it was distracted by the smell of the milk. It plunged into the trough and drained it dry. It ate the sheep, and when it was full, it returned to the hill.</p> <p>From that day on, the dragon stopped roaming the village. Every day, it slithered to the hall to find the offering of milk and sheep. The trail became marked by its path of dark slime.</p> <p>Nearly seven years passed; the worm grew ever bigger and the people ever poorer. The land</p>	<ul style="list-style-type: none"> • Pour milk into the trough. Pretend that it is very heavy! • The beast should drink all of the milk and show that he is full before walking away again.
	<ul style="list-style-type: none"> • Sir John comes back on his horse – pretend to gallop to the castle. Look

<p>around the castle became bare.</p> <p>Then one day, a handsome young knight in shining armour entered the castle grounds. It was the young Sir John, back from his adventures with the army. That night the great hall was filled with people.</p> <p>"What has happened to all the trees on the south side of the castle?" asked the young knight, "Has there been war here?" A hush came over the gathering.</p> <p>Sadly, his father told how the dragon had done this. Horrified, John realized that the dragon was the same hideous worm he had thrown into the well all those years ago.</p> <p>"It was my fault the dragon destroyed our land," he declared. "So it is I who must get rid of it."</p> <p>The crowd cheered. He began making a plan to defeat the dragon.</p>	<p>surprised and shocked.</p> <ul style="list-style-type: none"> • Sir John looks surprised when he realises what has happened to the worm. • Sir John writes down his plan to defeat the beast.
<p>The next day, he waded into the river near the rock, blew his horn and awaited the dragon. It seemed to recognize him instantly. In its fury it lashed its tail, sending waves of water over him. Lambton swung his sword and killed the beast. The people cheered and Sir John Lambton was a hero.</p>	<ul style="list-style-type: none"> • Walk through the water in the river. • The dragon hits Sir John with its tail but he gets back up again. • Sir John uses his sword to kill the dragon and stands triumphantly. • The villagers cheer.


SILENT DRAMA "THE LAMBTON WORM"

A story from North East England



26/FEB/2018

SILENT DRAMA



26/FEB/2018



THE END

26/FEB/2018

2^Η ΣΥΝΑΝΤΗΣΗ: 5^Ο ΔΗΜΟΤΙΚΟ ΣΧΟΛΕΙΟ ΝΕΑΣ ΣΜΥΡΝΗΣ, ΕΛΛΑΔΑ

ΦΕΒΡΟΥΑΡΙΟΣ 2018





Φινλανδία



Πολωνία



Ιταλία



Κύπρος



Ηνωμένο Βασίλειο



Τουρκία



Ισπανία



5 PRIMARY SCHOOL NEAS SMYRNI



ERASMUS+ PROJECT
TODAY'S WRITERS, TOMORROW'S LEADERS
2017 - 2019

WHAT WE EAT FROM ANCIENT TIMES UNTIL NOWADAYS



Erasmus+









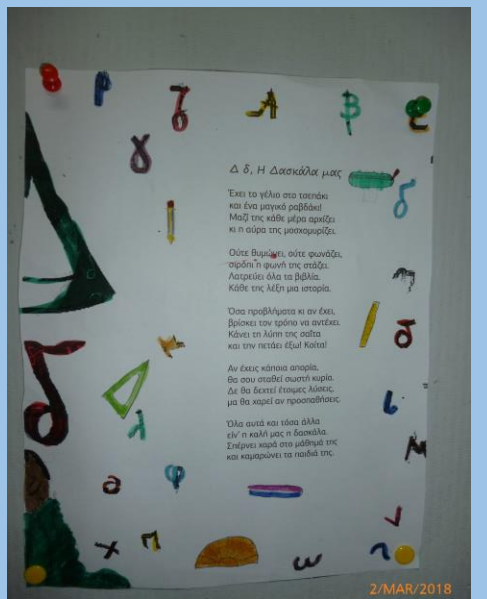
...και το ταξίδι του Sparky
στην Ευρώπη ξεκινά!!



ΤΙ ΓΡΑΦΕΤΕ;



Συνέντευξη με τη συγγραφέα
κυρία Εύη Τσιτιρίδου



ΤΑΞΙΔΕΥΟΝΤΑΣ ΜΕ ΤΟ ΣΠΑΡΚΥ

Ο Σπάρκυ έστειλε ένα γράμμα στα οκτώ παιδιά της παρέας του προγράμματος ERASMUS+ και τους ζήτησε να συναντηθούν στη Νέα Σμύρνη, στο 5ο Δημοτικό Σχολείο. Ήθελε οι φίλοι του να μοιραστούν τις εμπειρίες από τα ταξίδια τους και όλοι να γνωρίσουν τις οχτώ χώρες μέσα από τα μάτια και τις εντυπώσεις του καθενός. Ήταν πολύ περίεργος να μάθει τι ιδιαίτερο είδαν, άκουσαν, γεύτηκαν και έζησαν τα παιδιά. Κάθε παιδί είχε ταξιδέψει σε μία από τις χώρες του προγράμματος, για να γνωρίσει τους ανθρώπους, τα αξιοθέατα, τις καθημερινές συνήθειες και τα αγαπημένα τους φαγητά. Είχε επισκεφθεί το σχολείο της αντίστοιχης χώρας, για να συναντήσει συνομήλικα παιδιά αλλά και δασκάλους που το υποδέχτηκαν με χαμόγελο. Ο ίδιος δεν ήξερε ακόμα τι θα έκανε. Είχε ήδη λάβει μηνύματα από τον πλανήτη του που του ζητούσαν να επιστρέψει. Τι θα έκανε όμως;

Οι μικροί του φίλοι καταφτάνουν! Να η Μελέκ, ο Ρομπέρτο, η Λίζα, ο Νικολάι, ο Τίμο, ο Χοσέ, ο Πανίκκος και η Αθηνά, που είχε φτάσει πρώτη. Όλοι πειράζονταν μεταξύ τους και ανυπομονούσαν να πουν τις εμπειρίες τους. « Παιδιά» είπε η Αθηνά, « έχω μια ιδέα : Θα παίξουμε το παιχνίδι «κλείσε τα μάτια» και θα μεταφερθούμε νοερά στα μέρη που πήγαμε». Όλοι συμφώνησαν και κάθισαν κυκλικά στο πάτωμα. Ο Σπάρκυ κάθισε στο κέντρο. Τα παιδιά έκλεισαν τα μάτια, πιάστηκαν από τα χέρια και ταξίδεψαν μακριά... Κάθε παιδί θυμήθηκε την επίσκεψη που είχε πραγματοποιήσει. Ο Σπάρκυ ήταν ο μόνος που είχε τη μαγική ικανότητα να διαβάζει τις σκέψεις τους αλλά και να τις μεταφέρει στους υπόλοιπους. Τους παρατηρούσε χαμογελώντας, ξαναζούσε και αυτός τις όμορφες στιγμές μαζί τους. Έτσι με τη βοήθειά του όλοι ταξίδεψαν με τη φαντασία τους σε όλες τις χώρες.



3^Η ΣΥΝΑΝΤΗΣΗ: ΙΣΤΙΤΟΥΤΟ *COMPRESIVO* "MILITI", BARCELLONA,
ΣΙΚΕΛΙΑ, ΙΤΑΛΙΑ
ΑΠΡΙΛΙΟΣ 2018











4^Η ΣΥΝΑΝΤΗΣΗ: SZKOŁA PODSTAWOWA NR 28 IM.K.I.GALCZYNSKIEGO W BIALYMSTOKU,
BIALYSTOK, ΠΟΛΩΝΙΑ
ΜΑΙΟΣ 2018













ΤΙ
ΤΡΩΤΕ;

Επιδο, Νιούζ, Λογία.

Σπαναδάκια με ψέτα

Επίδεση

95' (χρόνος εκτέλεσης), 30' (χρόνος αναμονής), 60' (χρόνος ψήσιματος)
10-12 (μερίδες)

1/2 λίτρο στη ζύμη

- Σε ένα μίξερ με τον γάντζο προσθέτουμε το αλεύρι, το ελαιόλαδο, το βιτά από λευκό κρασί, τη ζάχαρη, το αλάτι και το νερό.
- Χτυπάμε για 5 λεπτά.
- Μόλις η ζύμη αρχίσει να ενώνεται και να ξεκινάει από τα τοιχώματα του μίξερ σε 5 λεπτά την αφαιρούμε από το μίξερ.
- Η ζύμη πρέπει να είναι μαλακή και ελαστική.
- Βάζουμε την ζύμη σε ένα άλλο μπολ και την σκεπάζουμε με μια μεμβράνη.
- Την αφήνουμε στην άκρη να ξεκουραστεί για 30'.

Μελομακάρονα!!!

Μίκα:

- 1 κούπα αραβόσιτα
- 2 κούπες ελαιόλαδο
- 1 κούπα σκουριά σιτάλης
- 1/2 κούπα γλυκό γαρύφαλλο
- 1/2 κούπα γλυκό μαργαρίνη
- 1/2 κούπα γλυκό κάρυ
- 1 κούπα γλυκό σόδα μαργαρίνη
- 2/2 κούπα ζάχαρη
- 2 κούπες σιμιθόλη ψύλλο
- 4-4 1/2 κούπες αλεύρι μαλακό
- 1 κούπα γλυκό μπέικιν πάουντερ
- 2 1/2 κούπες ζάχαρη
- 1 1/2 κούπα μέλι
- 2 κούπες νερό
- 1 πορτοκάλι ατράντι, κομμένο στα δύο

Εκτέλεση

Ρίχνουμε σε ένα μεγάλο μπολ τα αραβόσιτα, το ελαιόλαδο, τα μπαχαρικά, το ζύμη, τον χυμό, το κανάκι, τη σόδα και τη ζάχαρη και ανακατεύουμε καλά. Στη συνέχεια προσθέτουμε το σιμιθόλη. Διατάζουμε το μίγμα με μια καθαρή πετσέτα και το αφήνουμε το λιγότερο 2 ώρες και το περισσότερο 4. Ρίχνουμε τα 2/3 του αλευριού και το μισό πάουντερ. Ζυμώνουμε ελάχιστα με τα χέρια. Αν χρειαστεί, βάζουμε σιγά-σιγά και το υπόλοιπο αλεύρι. Θα πρέπει η ζύμη να είναι μαλακή και ελαστική. Το μίγμα δεν το ανακατεύουμε πάλι, μόνο όσο χρειάζεται για να απορροφηθεί το αλεύρι. Προθερμαίνουμε τον φούρνο στους 160° C και ετοιμάμε ένα μεγάλο ταψί με λαδωμένο. Πλάθουμε τη ζύμη σε μπαλίτσες όσο πιο κομμάτι η γίνεται ώστε να ψηθούν ομοιόμορφα.

Δεν τα κάνουμε μεγάλα γιατί θα φουσκώσουν κατά το ψήσιμο. Τα βάζουμε πάνω στη λαμαρίνα αφήνοντας κάποια απόσταση ανάμεσά τους και τα ψήνουμε για περίπου 20 λεπτά. Τα αφήνουμε να κρυώσουν εντελώς, περίπου για 1 ώρα. Στη συνέχεια ετοιμάζουμε το σιρόφι. Ρίχνουμε όλα τα υλικά μαζί και τα βράζουμε για 3 λεπτά (μετά τον κοχλιασμό). Το λαφύρισμα και το αποσύρουμε από τη φωτιά. Αφαιρούμε τη λαδωκόλλα από το ταψί και ρίχνουμε μέσα το κοτό σιρόφι.

Αφήνουμε τα μελομακάρονα να στεγαστούν έτσι για 3 λεπτά και μετά τα γυρίζουμε ανάποδα. Τα αφήνουμε ανάποδα μέχρι να κρυώσουν (πολύλάχιστον για 1 ώρα). Τα μεταφέρουμε σε μια πατάλα και τα παταλιάζουμε, αν θέλουμε, με ψεκασμένο καρόδιο.

Αναστασία **Δέσποινα** **Έβα**



DAKOS



Ingredients

4 large round barley rusks (or other crisp bread)
Feta cheese (or a light, soft, white cheese)
3 large tomatoes
2 tbsp olive oil
A sprinkle of dried oregano
Black pepper and salt
You can add capers and olives

Method

1. Break rusks into smaller pieces or place the whole pieces on a platter.
You could also moisten the rusks with some water, if you prefer.
Chop the tomatoes and place them on top of rusks.
2. Crumble the cheese and place it on top of the tomato chunks. Put the capers and the olives on top.
Add the olive oil, pepper, salt and the oregano.

Enjoy!

Ingredients

375 g seed oil
375 g orange juice
300 g sugar
1 tsp. soda
1 tsp. grated cinnamon
 $\frac{1}{4}$ tsp. grated clove
540 g self raising flour
120 g walnuts
75 g black raisins
A pinch of salt

For serving

1 tbsp. powdered sugar

Method

Preheat the oven to 170 ° C. In a large bowl put the seed oil, 250 g. of the orange juice and the sugar and stir until the sugar melts. In another bowl put 125 grams orange juice, the soda, the cinnamon, the cloves and stir with a fork until the soda is foamed. Add the soda mixture to the sugar mixture and stir with the egg whipper. Add the flour, the nuts, the salt and the raisins in the bowl and mix well until all ingredients are homogenized. Pour the mixture into a buttered pan 25x30 cm and bake at 170 ° C for 50-60 minutes. Allow to cool well and serve with powdered sugar on top.

ST. FANOURI'S PIE



Finnish dishes

Recipe for Summer Vegetable Soup (For 4 people)

Ingredients

1 litre of water
1 table spoon of salt
3-4 (300 g) carrots
1 (400 g) cauliflower
4-6 (300 g) potatoes
1 onion
3 dl of fresh peas
some dill, parsley or chives
4 dl milk
2 table spoons of wheat flour
1 table spoon of butter



Preparation

Peel and slice carrots and potatoes, chop the cauliflower and mince the onion.

Put the vegetables in the kettle that has water with salt in it. Let them boil in a kettle for 15 minutes. Add peas.

Mix wheat flour with milk and add them in the kettle. Let it boil until the vegetables are ready (soft).

Add herbs and butter.

Serve with cheese- or ham sandwiches.



Pancake (on a baking tray)

Ingredients:

- 4 eggs
- 1 litre of milk
- 5 ½ decilitres of wheat flour
- 1 teaspoon of salt
- 1 tablespoon of sugar
- 1 decilitre of melted butter

Preparation:

- Start making a pancake by whisking the structure of the eggs.
- Add milk.
- Stir the dry ingredients (flour, salt and sugar) and melted butter with milk and eggs.
- Let the dough rise for a half an hour.
- Put the baking paper on a baking tray.
- Set the dough on the baking tray.
- Bake the pancake in the middle of the oven first for 15 minutes at 250 degrees. Then reduce the temperature to 225 degrees and bake it about 13 minutes or until the pancake's surface and bottom have reached a beautiful golden colour.
- Serve with berries or jam and with whipped cream or ice cream.





5^Η ΣΥΝΑΝΤΗΣΗ: TED ÖZEL TOKAT ORTAOKULU, TOKAT, ΤΟΥΡΚΙΑ ΟΚΤΩΒΡΙΟΣ 2018











6^Η ΣΥΝΑΝΤΗΣΗ: VUORELAN KOULU, VUORELA, ΦΙΝΛΑΝΔΙΑ
ΦΕΒΡΟΥΑΡΙΟΣ 2019







25/FEB/2019



25/FEB/2019









SPARKY IN EUROPE

ΤΙ
ΤΡΑΓΟΥΔΑΤΕ;



Έρθε ο Σπάρκι μια μέρα εδώ στη Γη
Και είπε «Ποιοι είστε;»
Έχει και δυο κεραίες
Που φωτίζουν στον ουρανό.

Πήγε Αγγλία, Ιταλία
Και Ελλάδα και Ισπανία
Μετά στην Τουρκία και Κύπρο
Και Φινλανδία και Πολωνία.

Μας είπε πόσο διασκέδασε εδώ
Στις παραλίες, στα νησιά μας.
Χόρτασε ήλιο, σουβλάκι,
Ούζο και φασολάδα απ' την Ελλάδα.

We are so happy to meet him
In this programme called Erasmus.
Today we're Writers, Tomorrow Leaders
That's our project title.



7^Η ΣΥΝΑΝΤΗΣΗ: SANTIAGO RAMÓN Y CAJAL PREPRIMARY AND PRIMARY SCHOOL,
PUENTE GENIL, ΙΣΠΑΝΙΑ
ΑΠΡΙΛΙΟΣ 2019











WHO ARE YOU? AUTOBIOGRAPHIES



ERASMUS+ K219:
TODAY'S WRITERS,
TOMORROW'S LEADERS



ΠΟΙΟΙ
ΕΙΣΤΕ;

After school, I do my homework and then I go to the English classes, like any other pupil in Greece. After that, I go to the dance academy. I dance hip hop. I love it! Most girls in Greece love dancing! I also enjoy drawing. At the weekends we hang around the central square of Nea Smyrni and have a souvlaki, our favourite food, or an ice cream.



In the summer, I usually go to my grandparents' village in the Peloponnese. People grow strawberries there and there is a strawberries' festival every August. I also like swimming in the crystal clear waters of the Ionian Sea. I love pets so much that I want to be a vet when I grow up!



Hi! I'm Vagelis. I'm seven years old and I live in Athens. I'm a pupil in grade 1. My sister Athina is also a pupil in my school. Stefanos is my best friend. I like visiting the Greek islands and watching the fish swim. I'm Efremia. I like doing various activities in my free time such as going to the amusement park. After school, I attend hip hop classes, traditional dances and basketball classes. I also like swimming in the swimming pool. My favourite drink is the natural orange juice. There are a lot of orange trees in Greece.



Hi! I'm Iliana. I'm six years old. I live in Athens with my mum, dad and my sister. In my free time, I like going for walks and short trips around Greece and playing games with my friends.

I'm Iasonas and I'm six years old. I like playing with my brother and friends. I also like going to the square of Nea Smyrni with my family. My favourite hobby is riding my bike. In the summer I love going to the beach and swim in the sea.

Hi! My name's Faye. I'm 10 years old and I live in Nea Smyrni, Athens, Hellas. There are five members in my family. My parents, my elder sister, my twin sister and me. I like swimming, playing volleyball and the piano. When I grow up, I'd like to be a swimming coach.



8^Η ΣΥΝΑΝΤΗΣΗ: ΔΗΜΟΤΙΚΟ ΣΧΟΛΕΙΟ ΚΙΤΙΟΥ, ΚΙΤΙ, ΚΥΠΡΟΣ

ΜΑΙΟΣ 2019



Today's Writers
Tomorrow's Leaders



CYPRUS Kiti
2019

ΕΛΛΑΔΑ ΔΙΔΑΛΛΙΦ







WELCOME

EUROPE

Welcome friends

BSI

μουσειο
ακροπολης
μουσειο
ακροπολης
μουσειο
ακροπολης







CYPRUS 2019

Today's Writers,
Tomorrow's Leaders





Πεθύμησα
την
Ελλάδα!!!



Σεμινάριο - Σχέδια μαθήματος



5 DIMOTIKO SHOLEIO NEAS SMYRNI
ATHENS, GREECE




February 2018

ERASMUS+ - ETWINNING PROJECT

“Today’s Writers, Tomorrow’s Leaders”


SEMINAR

“Teaching Writing”



- **Letters**
 - Writing letters in a formal or informal style.
 - Salutation-closing.
 - Formal plural.
- **Interview**
 - Targeted questions to real or imaginary persons.
 - Text form or comics.
- **Story-telling-Narration**
 - Narrating personal incidents or current issues.
 - Referring to our own feelings and the feelings of our heroes.
 - Text or a poem.
- **Environmental-Cultural issues**

We raise students’ awareness about those issues.





—UNITS	How will we excite the children?	What activities will we carry out?	What writing will the children have produced by the end of the lesson?	What are our next steps?
<p style="text-align: center;">UNIT1 (2-4 lessons)</p> <p>A spaceship has crashed in our schools</p>	<p>Show the children the picture of the alien crash landing. What has happened here? What can you see? What is this? If it's a spaceship, where have the aliens gone?</p>	<p>As a class, create a mind map of initial reactions to the picture and what the children's thoughts are.</p> <p>Individually, or in small groups, the children should write a description of what they can see. They should use adjectives and could perhaps ask questions.</p> <p>Do a contest about Aliens' appearance. Select the mascot of the project.</p> <p>Draw Alien pictures and space crafts.</p>	<p>A description of what they can see in the picture.</p> <p>Create a questionnaire about the possible questions that aliens may ask.</p>	<p>Think together – where could the spaceship have come from? (this then launches the next lesson)</p> <p>Why are the aliens here?</p>
<p style="text-align: center;">UNIT2 (2 lessons)</p> <p>"Who are we?"</p> <p>The children's identity in relation to where they were born, where they live, in a European context and in a worldwide context</p>	<p>Presenting pictures of people, children, places, houses from all over the world.</p>	<p>Spotting the countries of the partner schools on the map.</p>	<p>Younger pupils: They make IDs (name, age, height, colour of eyes, place of origin/grandparents' birthplace, place they live)</p> <p>Older pupils: They write about their grandparents' birthplace and spot them on the map.</p>	<p>"My grandparents' birthplace"</p>


Ηλεκτρονικά βιβλία

Erasmus+ **THE ALIEN STORY**




PROJECT TITLE:
" Today's Writers,
Tomorrow's Leaders "
2018

**WHO ARE YOU?
AUTOBIOGRAPHIES**




**ERASMUS+ K219:
TODAY'S WRITERS,
TOMORROW'S LEADERS**



Erasmus+ 2017 - 2019
Today's Writers, Tomorrow's Leaders

THE RECIPE BOOK



Erasmus+ Today's Writers, Tomorrow's Leaders 2017-2019



- Multilingual Dictionary
- Monikielinen sanakirja
- Diccionario plurilingüe
- Słownik wielojęzyczny
- Πολύγλωσσο λεξικό
- Çok dilli sözlük
- Dizionario multilingue

5ο ΔΗΜΟΤΙΚΟ ΣΧΟΛΕΙΟ ΝΕΑΣ ΣΜΥΡΝΗΣ

Erasmus+ - eTwinning
"Today's Writers, Tomorrow's Leaders"

ΣΧΟΛΙΚΟ ΗΜΕΡΟΛΟΓΙΟ
2019 - 2020



5ο ΔΗΜΟΤΙΚΟ ΣΧΟΛΕΙΟ ΝΕΑΣ ΣΜΥΡΝΗΣ

ERASMUS+ - ETWINNING
2017 - 2019

"Today's Writers,
Tomorrow's Leaders"



1η Learning/Teaching/Training
Συνάντηση
19/2/2018 - 23/2/2018

Νέα Σμύρνη,
Αθήνα, ΕΛΛΑΔΑ



26/FEB/2018

ΛΟΓΟΤΥΠΟΣ



"Today's Writers,
Tomorrow's Leaders"

Erasmus+

Today's Writers
Tomorrow's Leaders



CYPRUS Kiti
2019



ERASMUS +

2018/2019



**CEIP
S. RAMÓN Y CAJAL**

Esta agenda pertenece a _____



Support



HOME

PAGES

MATERIALS

FORUM

ONLINE MEETINGS

MEMBERS

Members ?



18 Teachers



197 students



0 guests



3 online



Join the chat room

Search



Contact

Online members (3)

Forum

Start a discussion, and then add threads for your partners to reply. If you want, you can also add a poll to your thread.



Create a discussion

Discussions

Enable sorting

[Archived forums](#)

Discussion 1: About me and my family

5 thread(s)
111 message(s)



Page discussions

1 thread(s)

Discussion 2: My school Day

5 thread(s)
78 message(s)



Discussion 3: Everyday activities

5 thread(s)
69 message(s)



Discussion 4: Celebrating Easter

5 thread(s)
62 message(s)



Discussion 5: My summer holidays

5 thread(s)
60 message(s)



Latest threads

GROUP 5: My summer holidays
13 replies - 10.05.2019

GROUP 4: My summer holidays
11 replies - 10.05.2019

GROUP 3: My summer holidays
10 replies - 10.05.2019

GROUP 2: My summer holidays
13 replies - 10.05.2019

GROUP 1: My summer holidays
13 replies - 10.05.2019

My forum posts

GROUP 5: My summer holidays
13 replies - 10.05.2019

GROUP 4: My summer holidays
11 replies - 10.05.2019

GROUP 3: My summer holidays
10 replies - 10.05.2019

GROUP 2: My summer holidays
13 replies - 10.05.2019

GROUP 1: My summer holidays
13 replies - 10.05.2019



My summer holidays

I always go to my grandparent's house in "Oropos"(a place one our far from Athens) when summer holidays start and after that I go to a camp in "Kalamos" that is near "Oropos". The last month of our holidays, I spend it with my family in an island or in a mountain. I really like summer holidays!!! Ioli M.

In my summer holidays, first I go to Kalamata for a month, then to Xalkidiki, for two weeks. Then I go to Halkida, and last I go again to kalamata! I loooove summer and I look forward when the school is over!!!! Angela S.

Hi!!!!!! Summer is my favourite season. This year I'm going to a summer camp. I will spend the rest of my holiday in my grandparents' village, Kokkari, on Samos island. I will be going to the beach and I will be playing with my friends every day. I look forward to summer!!!!!!!!!!!!!!!!!!!!!!!!!!!!!! Eftyhia A.



Teşekkür ederim!

Dziękuję!

Thank you!

Ευχαριστούμε!

iGracias!

Kiitos!

Grazie!