



ERASMUS+ programme
Title: *Passport to Europe*
Project No: **2018-1-ES01-
KA229-050298**



Co-funded by the
Erasmus+ Programme
of the European Union

The European Commission support for the production of this publication does not constitute an endorsement of the contents which reflects the views only of the authors, and the Commission cannot be held responsible for any use which may be made of the information contained therein

A Lesson Plan for CYBERBULLYING

School: 6ο EPA.L. Irakliou

Contact Teacher: Michailidi Afroditi

The activity is structured around the short film entitled Tagged, developed by the Australian Communications and Media Authority's Cybersmart program. The film is 18 minutes long and showcases a group of high-school students who posts an online rumour sparking a chain reaction that leaves no one untouched during the course of a school week. It touches upon issues of cyberbullying, sexting, digital reputation and privacy online and can be found (with greek subtitles) at the following URL: <https://www.youtube.com/watch?v=TtEGAcLBTTA&t=498s>

Students are divided into groups (of 3-5 persons) and each group is given the role of one of the characters starring in the movie.

The students first all watch the movie together. Then each group is given an activity sheet and they discuss in their groups their character's feelings and how actions taken affected their character. They can rewatch the film in whole or in parts if they so want.


Each group then expresses their opinion to the other groups as to how online interactions may have real-life consequences.

The whole activity takes about one school hour.

If we have two school hours available we can expand the lesson plan to include role playing and have groups sound off against each other, each group expressing how their character feels.

Activity Sheet


These are the main characters in the film. Your group is character



Raz




Em



Jack



Chloe



Kate

How do you feel as each day goes by?

What do you think went wrong?

What would you have done differently, if anything? And why?

Instructions

1. Watch (and again, if necessary) the video.
2. Discuss (in your group)
3. Answer the questions above (as your character).
4. Select one of your group to make a 5 minute presentation to the others.

You can write down the main points or draw a picture here.