



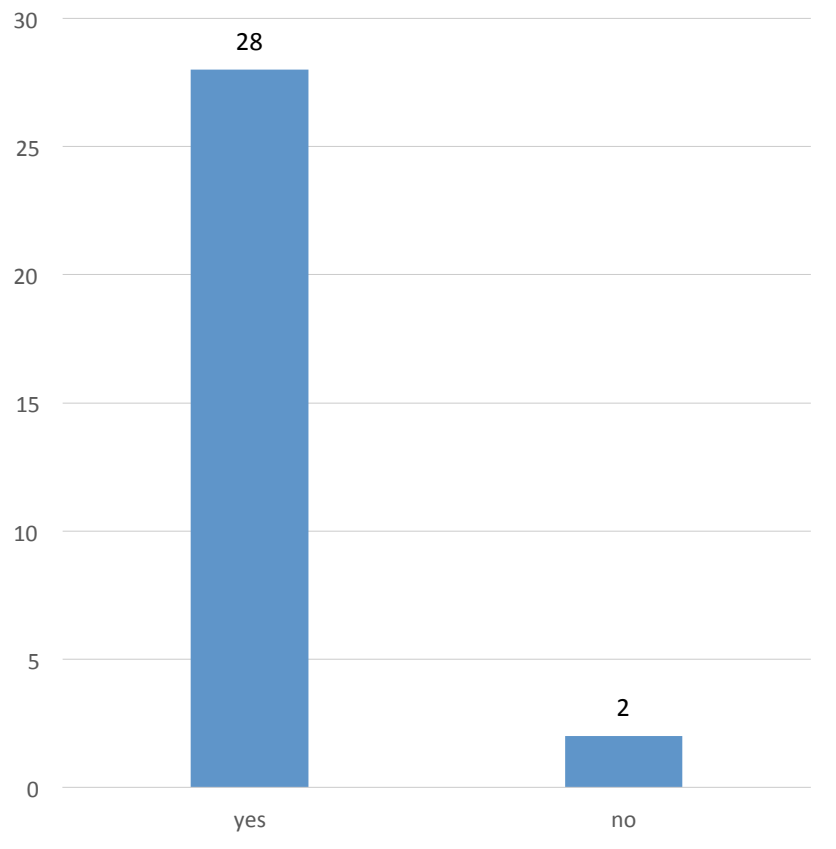
EVALUATION
OF
THE SPANISH
MEETING
December 2014



Did you like the project activity "Women Patrons"?

| | yes | no |
|---|------|-----|
| spain1 | 1 | |
| spain2 | 1 | |
| spain3 | 1 | |
| spain4 | 1 | |
| spain5 | 1 | |
| finland1 | | 1 |
| finland2 | 1 | |
| finland3 | 1 | |
| finland4 | | 1 |
| finland5 | 1 | |
| france1 | 1 | |
| france2 | 1 | |
| france3 | 1 | |
| france4 | 1 | |
| france5 | 1 | |
| Turkey1 | 1 | |
| Turkey2 | 1 | |
| Turkey3 | 1 | |
| Turkey4 | 1 | |
| Turkey5 | 1 | |
| poland1 | 1 | |
| poland2 | 1 | |
| poland3 | 1 | |
| poland4 | 1 | |
| poland5 | 1 | |
| Italy1 | 1 | |
| Italy2 | 1 | |
| Italy3 | 1 | |
| Italy4 | 1 | |
| Italy5 | 1 | |
| | | |
| | yes | no |
| did you like the project activity "Women Patrons" | 28 | 2 |
| % | 93,3 | 6,7 |

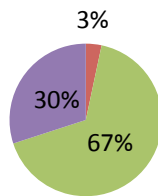
Did you like the project activity "Women Patrons"?



| Do you considered that you awareness of women influence on European civilization | | | | | |
|--|----------|------------|-----------|-----------|-----------|
| Development have been significatly raised? | | | | | |
| | no | not at all | yes | very much | |
| spain1 | | | 1 | | |
| spain2 | | | 1 | | |
| spain3 | | | 1 | | |
| spain4 | | | 1 | | |
| spain5 | | | 1 | | |
| finland1 | | | 1 | | |
| finland2 | | | 1 | | |
| finland3 | | | 1 | | |
| finland4 | | | 1 | | |
| finland5 | | | 1 | | |
| france1 | | | 1 | | |
| france2 | | | 1 | | |
| france3 | | | 1 | | |
| france4 | | | 1 | | |
| france5 | | | 1 | | |
| Turkey1 | | | 1 | | |
| Turkey2 | | | | 1 | |
| Turkey3 | | | 1 | | |
| Turkey4 | | | 1 | | |
| Turkey5 | | | 1 | | |
| poland1 | | | | 1 | |
| poland2 | | | | 1 | |
| poland3 | | 1 | | | |
| poland4 | | | | 1 | |
| poland5 | | | | 1 | |
| Italy1 | | | | 1 | |
| Italy2 | | | | 1 | |
| Italy3 | | | | 1 | |
| Italy4 | | | | 1 | |
| Italy5 | | | 1 | | |
| total | 0 | 1 | 20 | 9 | 30 |
| | no | not at all | yes | very much | |
| Do you consider that your aw | | 3,33 | 66,67 | 30 | % |

Do you consider that your awareness of women influence on European civilization Development have been significantly raised?

■ no ■ not at all ■ yes ■ very much



Did you like project activity beautiful minds?

| | no | not at all | yes | very much |
|--------------|----------|------------|-----------|-----------|
| spain1 | | | 1 | |
| spain2 | | | 1 | |
| spain3 | | | 1 | |
| spain4 | | | 1 | |
| spain5 | | | 1 | |
| finland1 | | | 1 | |
| finland2 | | | 1 | |
| finland3 | | | 1 | |
| finland4 | | | 1 | |
| finland5 | 1 | | | |
| france1 | | | 1 | |
| france2 | | | 1 | |
| france3 | | | 1 | |
| france4 | | | 1 | |
| france5 | | | 1 | |
| Turkey1 | | | 1 | |
| Turkey2 | | | 1 | |
| Turkey3 | | | 1 | |
| Turkey4 | | | 1 | |
| Turkey5 | | | 1 | |
| poland1 | | | 1 | |
| poland2 | | | 1 | |
| poland3 | | | 1 | |
| poland4 | | | 1 | |
| poland5 | | | 1 | |
| Italy1 | | | 1 | |
| Italy2 | | | 1 | |
| Italy3 | | | 1 | |
| Italy4 | | | 1 | |
| Italy5 | 1 | | | |
| total | 2 | 0 | 28 | 0 |

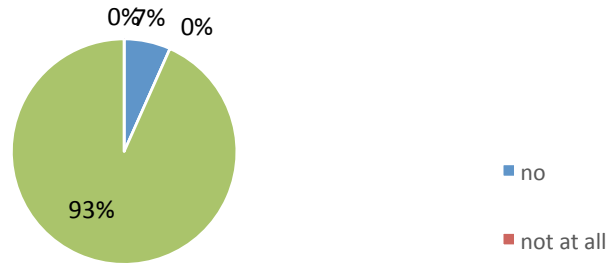
30 |

Did you like project activity beautiful minds?

| no | not at all | yes | very much |
|------|------------|-------|-----------|
| 6,67 | 0 | 93,33 | 0,00 |

100

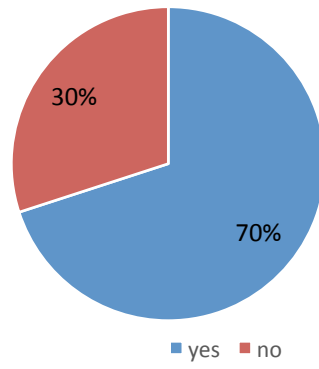
Did you consider your skills to make surveys and produce statistical data reports have been significantly enhanced ? %



Do you consider your it skills have been significantly enhanced?

| | yes | no | |
|--------------|-----------|----------|---|
| spain1 | 1 | | |
| spain2 | 1 | | |
| spain3 | 1 | | |
| spain4 | 1 | | |
| spain5 | 1 | | |
| finland1 | | 1 | |
| finland2 | | 1 | |
| finland3 | | 1 | |
| finland4 | | 1 | |
| finland5 | | 1 | |
| france1 | 1 | | |
| france2 | 1 | | |
| france3 | 1 | | |
| france4 | | 1 | |
| france5 | | 1 | |
| Turkey1 | | 1 | |
| Turkey2 | 1 | | |
| Turkey3 | 1 | | |
| Turkey4 | 1 | | |
| Turkey5 | 1 | | |
| poland1 | 1 | | |
| poland2 | 1 | | |
| poland3 | 1 | | |
| poland4 | 1 | | |
| poland5 | 1 | | |
| Italy1 | 1 | | |
| Italy2 | 1 | | |
| Italy3 | 1 | | |
| Italy4 | 1 | | |
| Italy5 | | 1 | |
| total | 21 | 9 | |
| | yes | no | |
| | 70 | 30 | % |
| | | | |

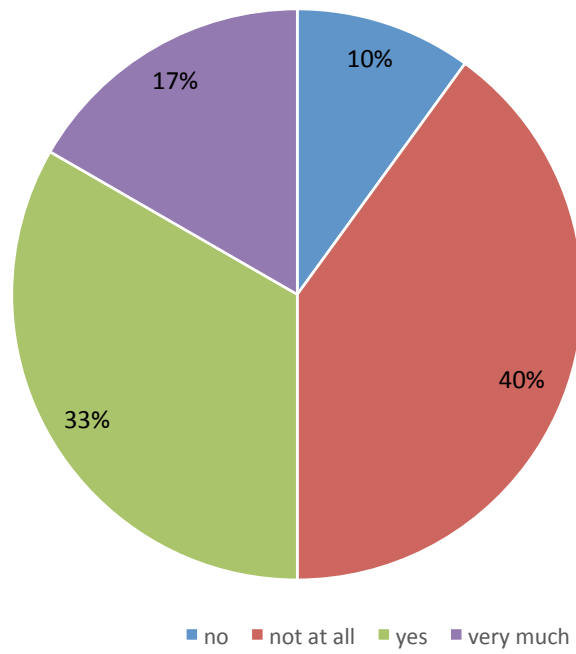
Do you consider your skills have been significantly enhanced?



Do you consider that "Beautiful minds workshop" enhanced your importance of logical thinking and maths?

| | no | not at all | yes | very much | |
|--------------|----------|------------|-----------|-----------|-----------|
| spain1 | | | 1 | | |
| spain2 | | 1 | | | |
| spain3 | | | 1 | | |
| spain4 | | | 1 | | |
| spain5 | | | | 1 | |
| finland1 | | 1 | | | |
| finland2 | | 1 | | | |
| finland3 | 1 | | | | |
| finland4 | 1 | | | | |
| finland5 | 1 | | | | |
| france1 | | 1 | | | |
| france2 | | 1 | | | |
| france3 | | 1 | | | |
| france4 | | 1 | | | |
| france5 | | 1 | | | |
| Turkey1 | | | 1 | | |
| Turkey2 | | 1 | | | |
| Turkey3 | | 1 | | | |
| Turkey4 | | | 1 | | |
| Turkey5 | | | 1 | | |
| poland1 | | | | 1 | |
| poland2 | | | | 1 | |
| poland3 | | | | 1 | |
| poland4 | | | 1 | | |
| poland5 | | | 1 | | |
| Italy1 | | | 1 | | |
| Italy2 | | | 1 | | |
| Italy3 | | 1 | | | |
| Italy4 | | 1 | | | |
| Italy5 | | | | 1 | |
| total | 3 | 12 | 10 | 5 | 30 |
| | no | not at all | yes | very much | |
| | 10 | 40 | 33,33 | 16,67 | |

Do you consider that "A sound mind in a sound body workshop" enhanced your awareness of healthy nutrition and your responsibility for eating habits ?



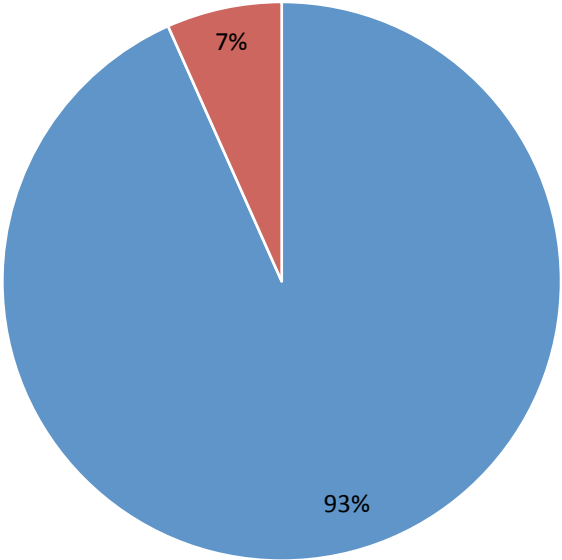
Did you gain new skills and knowledge while working in the workshops ?

| | yes | no | | | yes | no |
|----------------|-----------|----------|-------|---------|-----|----|
| spain1 | 1 | | | Turkey1 | 1 | |
| spain2 | 1 | | | Turkey2 | 1 | |
| spain3 | 1 | | | Turkey3 | 1 | |
| spain4 | 1 | | | Turkey4 | 1 | |
| spain5 | 1 | | | Turkey5 | 1 | |
| finland1 | | 1 | | poland1 | 1 | |
| finland2 | | 1 | | poland2 | 1 | |
| finland3 | 1 | | | poland3 | 1 | |
| finland4 | 1 | | | poland4 | 1 | |
| finland5 | 1 | | | poland5 | 1 | |
| france1 | 1 | | | Italy1 | 1 | |
| france2 | 1 | | | Italy2 | 1 | |
| france3 | 1 | | | Italy3 | 1 | |
| france4 | 1 | | | Italy4 | 1 | |
| france5 | 1 | | | Italy5 | 1 | |
| | yes | no | | | | |
| total | 28 | 2 | 30 | | | |
| | yes | no | | | | |
| did you gain n | 93,33 | 6,67 | 100 % | | | |

- yes more experience 1
- yes more cultures 5
- yes express my opinion/show my work 3
- yes new words/speaking english 2
- yes more knowledges about food 4

- no maybe I didn't realise

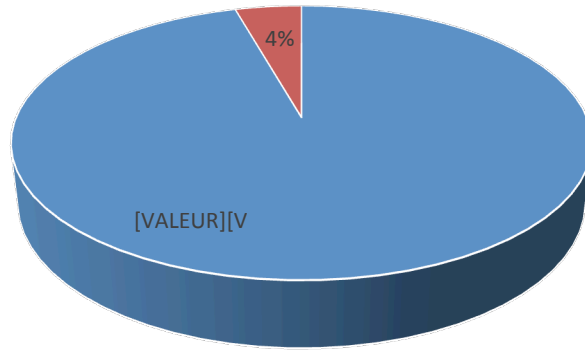
Did you gain new skills and knowledge while working in the workshops ? %



■ yes ■ no

| Do you consider that your knowledge and importance of Europass, as an useful | | | | | | |
|---|------------|-----------|-----|---------|-----|----|
| European Certificate, has been improved by participating in this project workshop ? | | | | | | |
| | yes | no | | | yes | no |
| spain1 | 1 | | | Turkey1 | 1 | |
| spain2 | 1 | | | Turkey2 | | |
| spain3 | 1 | | | Turkey3 | 1 | |
| spain4 | 1 | | | Turkey4 | 1 | |
| spain5 | | 1 | | Turkey5 | 1 | |
| finland1 | 1 | | | poland1 | 1 | |
| finland2 | 1 | | | poland2 | 1 | |
| finland3 | 1 | | | poland3 | 1 | |
| finland4 | 1 | | | poland4 | 1 | |
| finland5 | 1 | | | poland5 | 1 | |
| france1 | 1 | | | Italy1 | 1 | |
| france2 | 1 | | | Italy2 | 1 | |
| france3 | 1 | | | Italy3 | 1 | |
| france4 | 1 | | | Italy4 | 1 | |
| france5 | 1 | | | Italy5 | 1 | |
| | | | | | | |
| total | 28 | 1 | 29 | | | |
| | yes | no | | | | |
| % | 96,55 | 4,45 | 100 | | | |
| I didn't know european pass | | | 6 | | | |
| important for my future/get a job | | | 11 | | | |
| speaking skill better | | | 1 | | | |








Do you consider that your knowledge and importance of Europass, as an useful European Certificate, has been improved by participating in this project workshop ?



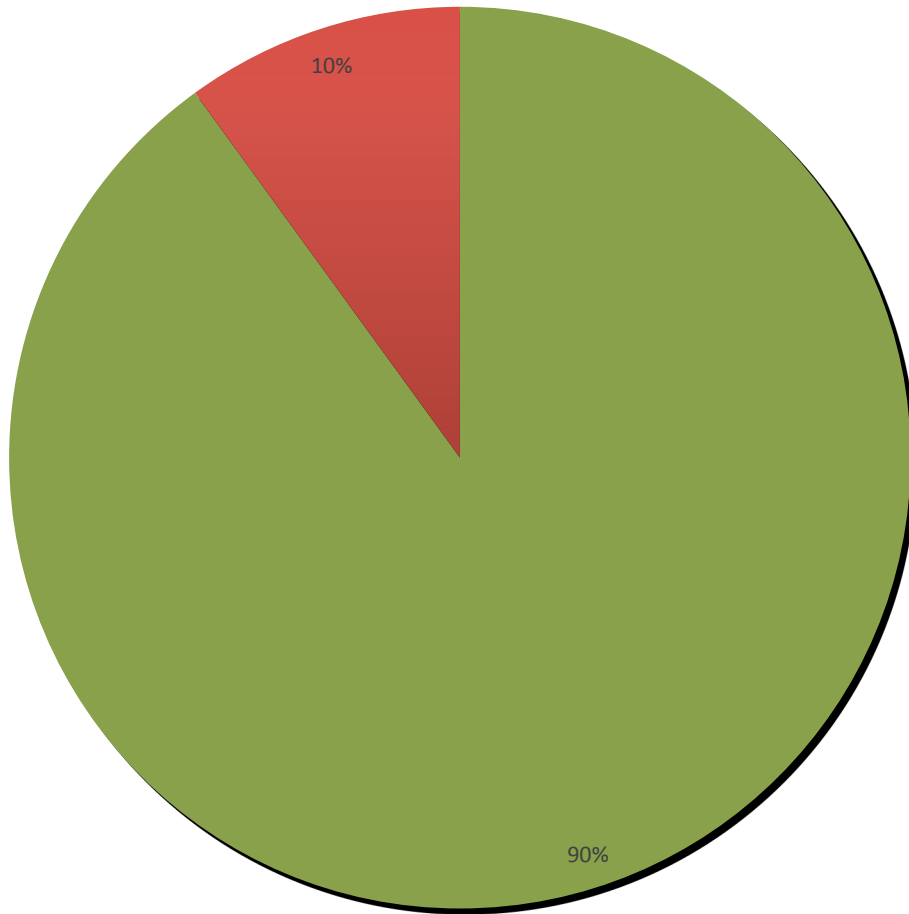
■ yes ■ no

did you enjoy working in these workshops ?

| | yes | no | | | yes | no |
|--------------|------------|-----------|-----------|---------|-----|----|
| spain1 | 1 | | | Turkey1 | 1 | |
| spain2 | 1 | | | Turkey2 | | 1 |
| spain3 | 1 | | | Turkey3 | 1 | |
| spain4 | 1 | | | Turkey4 | 1 | |
| spain5 | 1 | | | Turkey5 | 1 | |
| finland1 | | 1 | | poland1 | 1 | |
| finland2 | | 1 | | poland2 | 1 | |
| finland3 | 1 | | | poland3 | 1 | |
| finland4 | 1 | | | poland4 | 1 | |
| finland5 | 1 | | | poland5 | 1 | |
| france1 | 1 | | | Italy1 | 1 | |
| france2 | 1 | | | Italy2 | 1 | |
| france3 | 1 | | | Italy3 | 1 | |
| france4 | 1 | | | Italy4 | 1 | |
| france5 | 1 | | | Italy5 | 1 | |
| total | 27 | 3 | 30 | | | |
| | yes | no | | | | |
| % | 90 | 10 | 100 | | | |

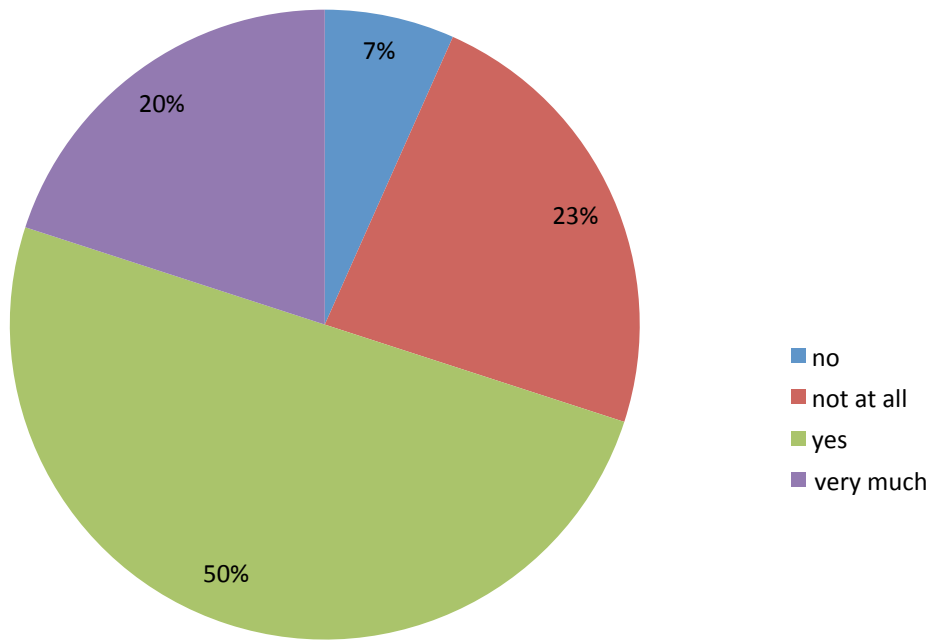
| | | |
|--|---|---|
| no don't like working with computers |  | 1 |
| yes see other countries and we learnt |  | 2 |
| yes informations about Europass |  | 3 |
| yes fill in template |  | 1 |
| yes good for my formation |  | 1 |
| yes improve my english skills |  | 2 |
| yes lot of activities and practical activities |  | 1 |

Did you enjoy working in these workshops ? %



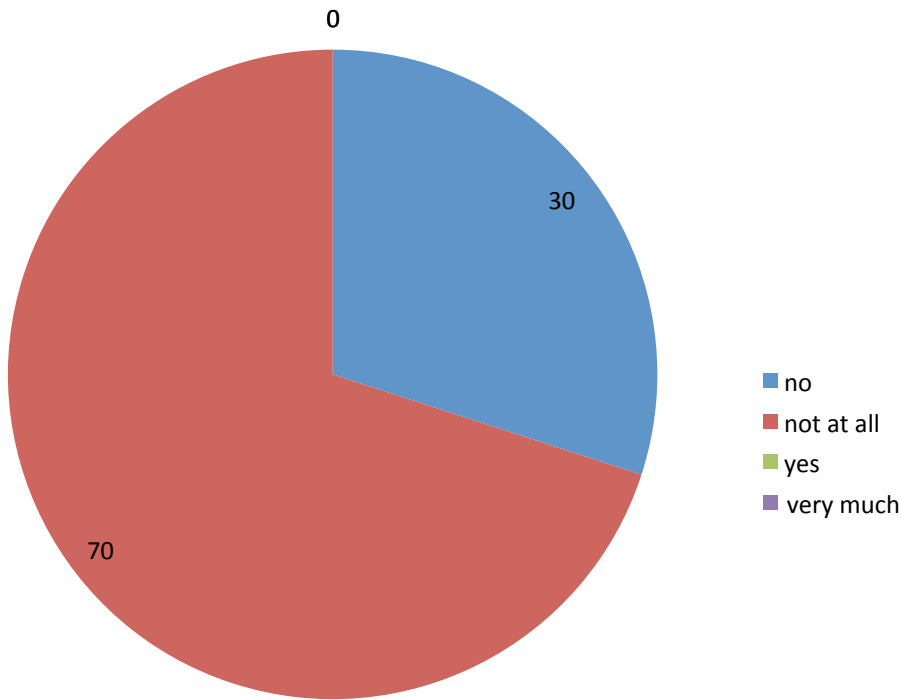
■ yes ■ no

Instructions : Were the instructions clear enough ? %



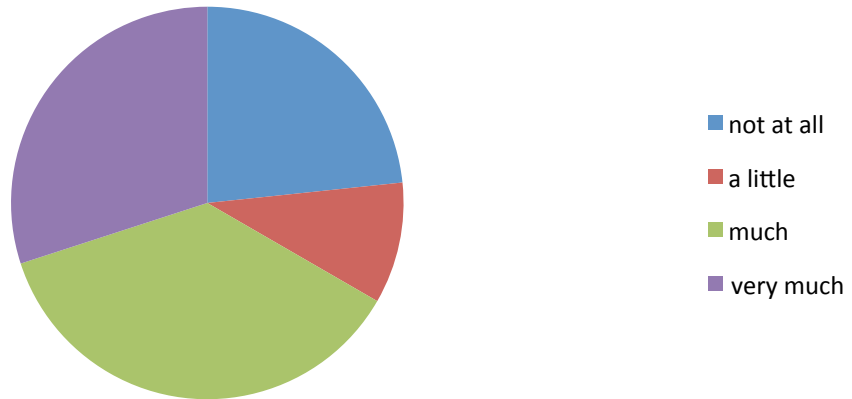
Instructions were not clear enough. We have to do our best to communicate better. (77 % negative responses)

Instructions : were the instructions too strict?

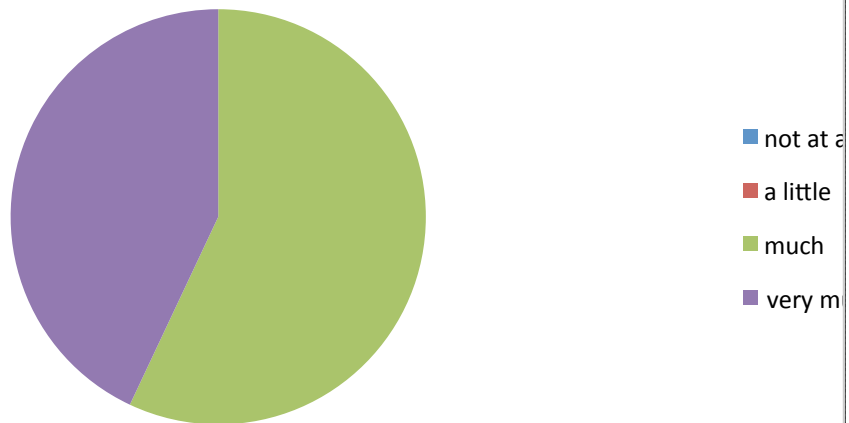


| Basic skills : To what extent do you consider your key competences have been improved ? | | | | | | |
|--|-------------------|-----------------|-------------|------------------|------------|--|
| | not at all | a little | much | very much | | |
| Communication in the mother tongue | 7 | 3 | 11 | 9 | 30 | |
| Communication in foreign languages | | | 17 | 13 | 30 | |
| Mathematical competence and basic | 8 | 11 | 7 | 3 | 29 | |
| Competences in science and technology | 3 | 9 | 9 | 9 | 30 | |
| Digital competence | 4 | 10 | 12 | 4 | 30 | |
| Learning to learn | 4 | 3 | 16 | 7 | 30 | |
| Social and civic competences | 2 | 2 | 10 | 16 | 30 | |
| Cultural awareness and expression | | | 13 | 16 | 29 | |
| Sense of initiative and entrepreneurship | | 4 | 17 | 8 | 29 | |
| | 28 | 42 | 112 | 85 | 267 | |
| | not at all | a little | much | very much | | |
| Communication in the mother tongue % | 23,34 | 10 | 36,67 | 30 | 100 | |
| | not at all | a little | much | very much | | |
| Communication in foreign languages % | 0 | | 57 | 43 | 100 | |
| | not at all | a little | much | very much | | |
| Mathematical competence and basic % | 27,59 | 37,93 | 24,13 | 10,34 | 100 | |
| | not at all | a little | much | very much | | |
| Competences in science and technology % | 10 | 30 | 30 | 30 | 100 | |
| | not at all | a little | much | very much | | |
| Digital competence % | 13,33 | 33,33 | 40 | 13,33 | 100 | |
| | not at all | a little | much | very much | | |
| Learning to learn % | 13,33 | 10 | 53,33 | 23,33 | 100 | |

Communication in the mother tongue %

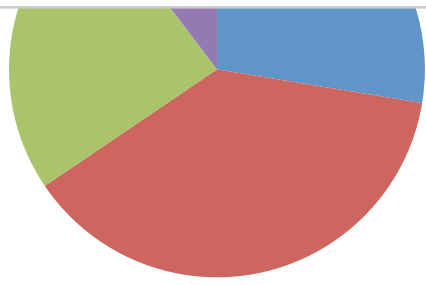


Communication in foreign languages %



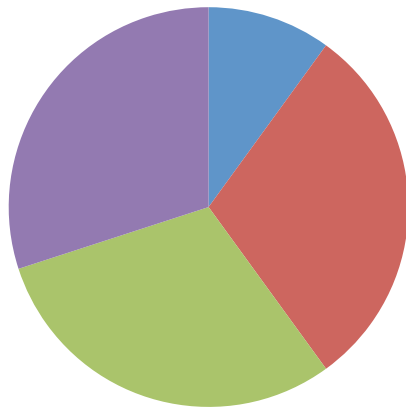
Mathematical competence and basic %





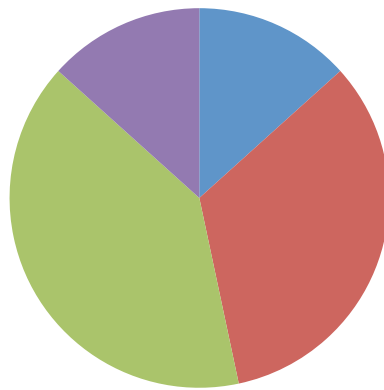
- a little
- much
- very

Competences in science and technology %



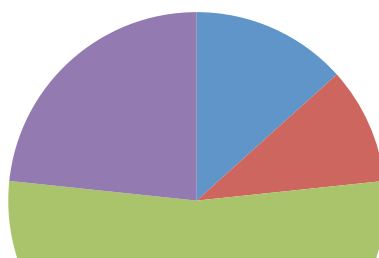
- not
- a little
- much
- very

Digital competence %



-
-
-
-

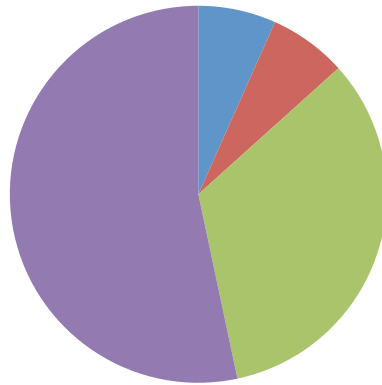
Learning to learn %



- not at all
- a little
- much

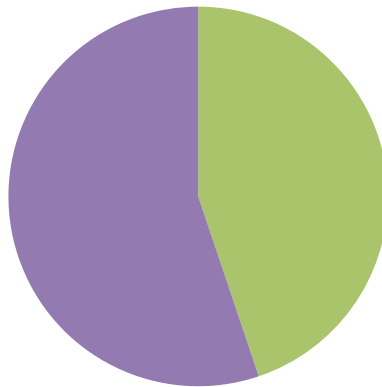
■ very much

Social and civic competences %



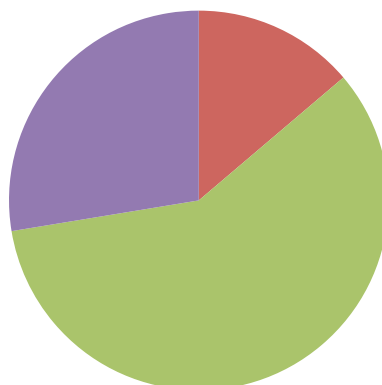
■ not at all
■ a little
■ much
■ very much

Cultural awareness and expression %



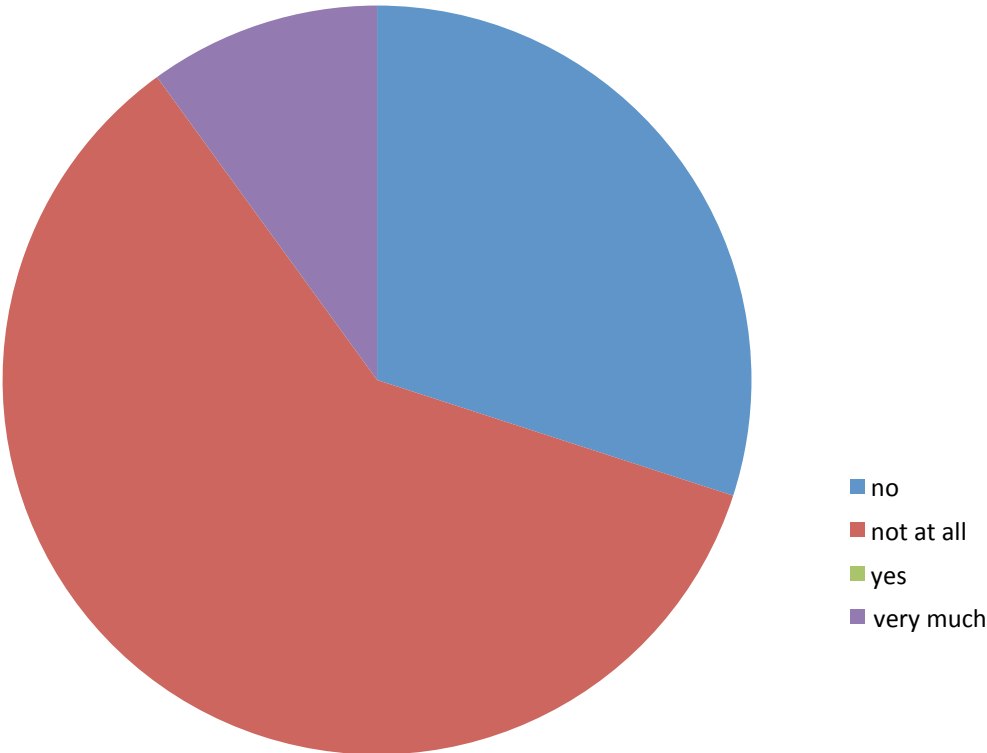
■ not at all
■ a little
■ much
■ very much

Sense of initiative and entrepreneurship

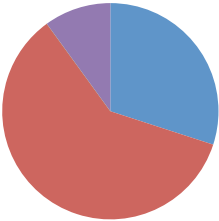


| Language and communication : Were there any language problems in the communication between people from different countries ? | | | | | | | | | | | |
|---|----|------------|-----|-----------|-----|---------|---|----|------|-----|------|
| | no | none | yes | many | | | | no | none | yes | many |
| spain1 | | 1 | | | | Turkey1 | | 1 | | | |
| spain2 | | 1 | | | | Turkey2 | | 1 | | | |
| spain3 | | 1 | | | | Turkey3 | | 1 | | | |
| spain4 | 1 | | | | | Turkey4 | | 1 | | | |
| spain5 | | 1 | | | | Turkey5 | | 1 | | | |
| finland1 | | 1 | | | | poland1 | | 1 | | | |
| finland2 | | 1 | | | | poland2 | 1 | | | | |
| finland3 | | 1 | | | | poland3 | 1 | | | | |
| finland4 | | | | 1 | | poland4 | 1 | | | | |
| finland5 | | | | 1 | | poland5 | 1 | | | | |
| france1 | 1 | | | | | Italy1 | | 1 | | | |
| france2 | | 1 | | | | Italy2 | | 1 | | | |
| france3 | | 1 | | | | Italy3 | | 1 | | | |
| france4 | 1 | | | | | Italy4 | 1 | | | | |
| france5 | 1 | | | | | Italy5 | | | | | 1 |
| | | | | | | | 5 | 9 | 0 | | 1 |
| total | 9 | 18 | 0 | 3 | 30 | | | | | | |
| | no | not at all | yes | very much | | | | | | | |
| Language and | 30 | 60 | 0 | 10 | 100 | | | | | | |
| different entonatio | | 10 | | | | | | | | | |
| vocabulary words | | 4 | | | | | | | | | |
| <p>There was no problem with the language. It's quite surprising. We can deduce that our students have a very high level of English. Or they know how to communicate.</p> | | | | | | | | | | | |

Language and communication : Were there any language problems in the communication between people from different countries % ?



Language and communication : Were there any language problems in the communication between people from different countries % ?

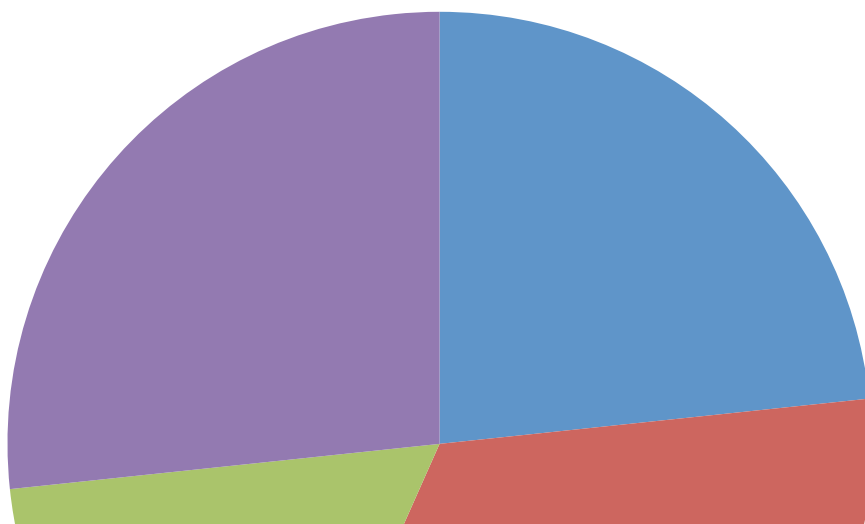


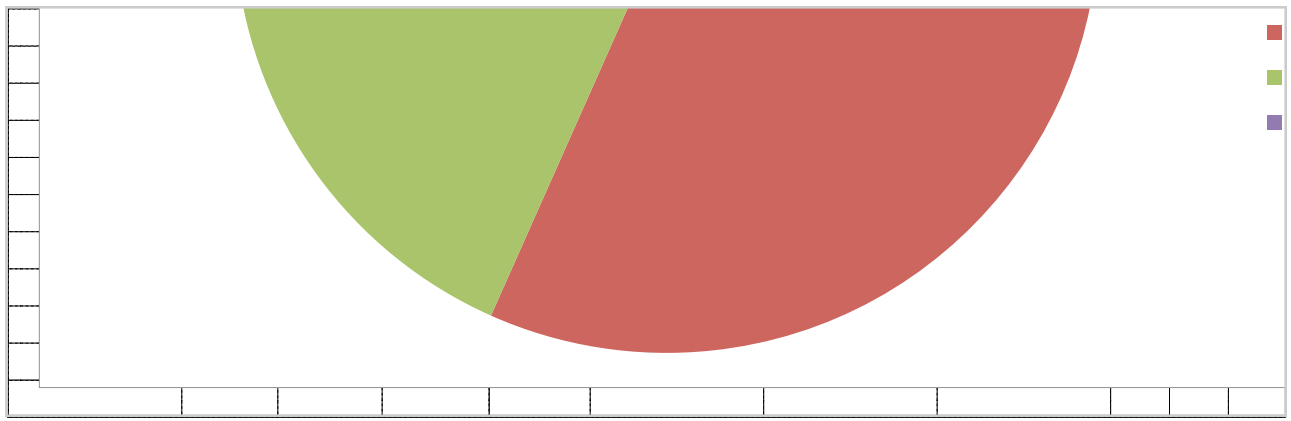
- no
- not at all
- yes
- very muc

| language and communication : do you think your communication in mother language has been improved ? | | | | | | | | | | |
|---|-----------|-------|-------|-----------|--|-----|---------|-----------|------|------|
| | very poor | poor | good | excellent | | | | very poor | poor | good |
| spain1 | | | | 1 | | | Turkey1 | | 1 | |
| spain2 | | | | 1 | | | Turkey2 | 1 | | |
| spain3 | | | 1 | | | | Turkey3 | 1 | | |
| spain4 | | | | 1 | | | Turkey4 | | | 1 |
| spain5 | | | | 1 | | | Turkey5 | | 1 | |
| finland1 | | | | 1 | | | poland1 | | | 1 |
| finland2 | | | 1 | | | | poland2 | 1 | | |
| finland3 | | 1 | | | | | poland3 | 1 | | |
| finland4 | | 1 | | | | | poland4 | 1 | | |
| finland5 | | 1 | | | | | poland5 | 1 | | |
| france1 | | | | 1 | | | Italy1 | | 1 | |
| france2 | 1 | | | | | | Italy2 | | 1 | |
| france3 | | | 1 | | | | Italy3 | | 1 | |
| france4 | | 1 | | | | | Italy4 | | 1 | |
| france5 | | | | 1 | | | Italy5 | | | |
| | | | | | | | | 6 | 6 | 2 |
| total | 7 | 10 | 5 | 8 | | 30 | | | | |
| | very poor | poor | good | excellent | | | | | | |
| Language and | 23,33 | 33,33 | 16,67 | 26,67 | | 100 | | | | |

Half the students perhaps don't know what it is meant with mother language.

Language and communication : Do you think your communication in mother language has been improved ? % ?

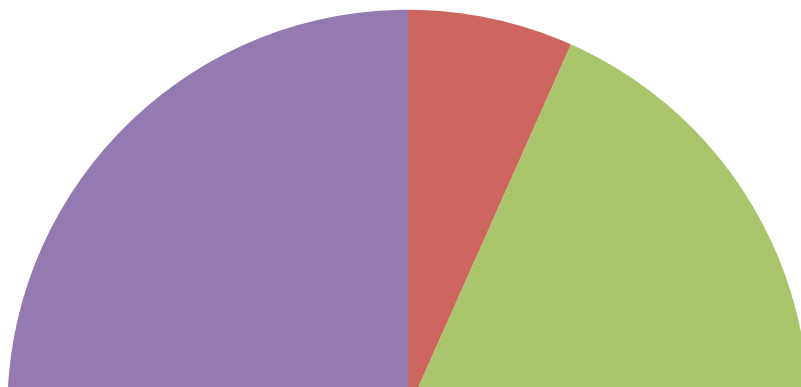


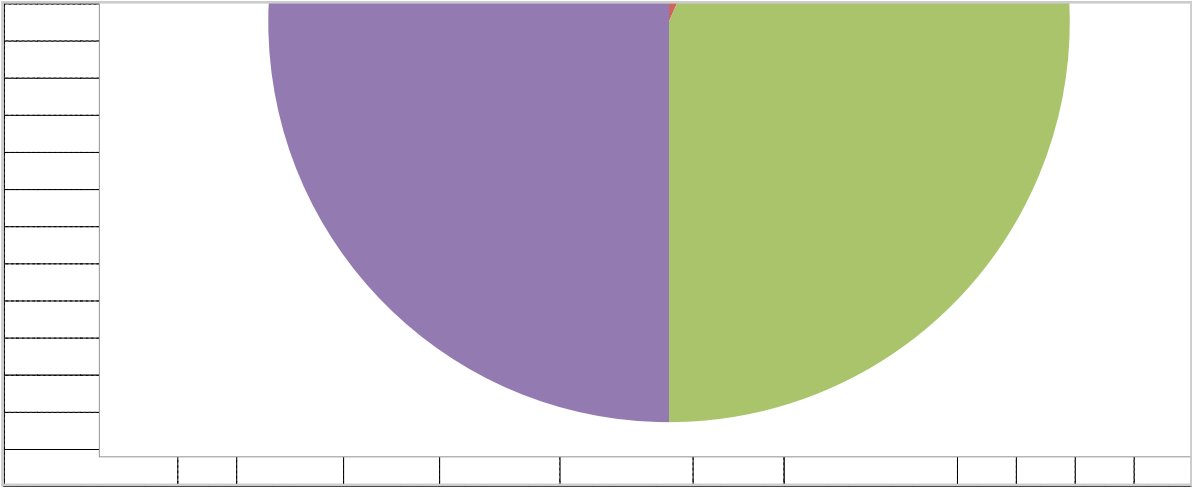


| language and communication : do you think your communication in foreign language has been improved ? | | | | | | | | | | | |
|--|-----------|------|-------|-----------|-----|--|---------|-----------|------|------|-----------|
| | very poor | poor | good | excellent | | | | very poor | poor | good | excellent |
| spain1 | | | | 1 | | | Turkey1 | | | 1 | |
| spain2 | | | | 1 | | | Turkey2 | | | | 1 |
| spain3 | | | 1 | | | | Turkey3 | | | | 1 |
| spain4 | | | | 1 | | | Turkey4 | | | 1 | |
| spain5 | | | 1 | | | | Turkey5 | | | | 1 |
| finland1 | | | | 1 | | | poland1 | | | 1 | |
| finland2 | | | 1 | | | | poland2 | | | | 1 |
| finland3 | | | 1 | | | | poland3 | | | | 1 |
| finland4 | | 1 | | | | | poland4 | | | | 1 |
| finland5 | | | 1 | | | | poland5 | | | | 1 |
| france1 | | | 1 | | | | Italy1 | | | | 1 |
| france2 | | | 1 | | | | Italy2 | | 1 | | |
| france3 | | | 1 | | | | Italy3 | | | | 1 |
| france4 | | | 1 | | | | Italy4 | | | | 1 |
| france5 | | | 1 | | | | Italy5 | | | | 1 |
| | | | | | | | | 0 | 1 | 3 | 11 |
| total | 0 | 2 | 13 | 15 | 30 | | | | | | |
| | very poor | poor | good | excellent | | | | | | | |
| Language and | 0 | 6,67 | 43,33 | 50 | 100 | | | | | | |

Erasmus+ is important to improve English for 93,33 % of the students.

Language and communication : Do you think your communication in foreign language has been improved % ?



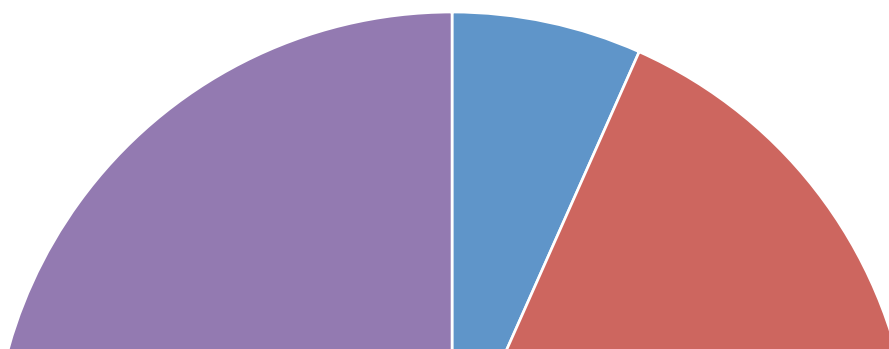


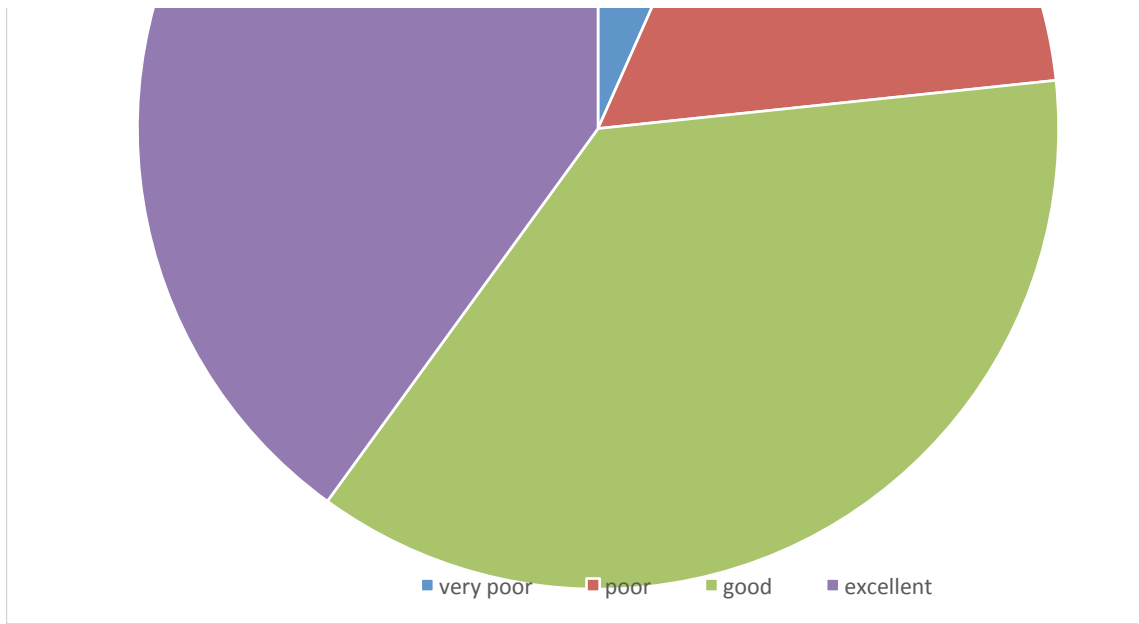
Language and communication : How was the communication between students and teachers ?

| | very poor | poor | good | excellent | | | | very poor | poor | good |
|--------------|-----------|-------|-------|-----------|-----|---------|---|-----------|------|------|
| spain1 | | | 1 | | | Turkey1 | | | | |
| spain2 | | | | 1 | | Turkey2 | | 1 | | |
| spain3 | | | | 1 | | Turkey3 | | 1 | | |
| spain4 | | | 1 | | | Turkey4 | | | | |
| spain5 | | | 1 | | | Turkey5 | | 1 | | |
| finland1 | 1 | | | | | poland1 | | | | |
| finland2 | 1 | | | | | poland2 | | | | 1 |
| finland3 | | | 1 | | | poland3 | | | | |
| finland4 | | | | 1 | | poland4 | | | | |
| finland5 | | | 1 | | | poland5 | | | | |
| france1 | | | 1 | | | Italy1 | | | | |
| france2 | | | 1 | | | Italy2 | | 1 | | |
| france3 | | | 1 | | | Italy3 | | | | |
| france4 | | | 1 | | | Italy4 | | 1 | | |
| france5 | | | 1 | | | Italy5 | | | | |
| | 2 | 0 | 10 | 3 | | | 0 | 5 | 1 | |
| total | 2 | 5 | 11 | 12 | 30 | | | | | |
| | very poor | poor | good | excellent | | | | | | |
| Language and | 6,66 | 16,67 | 36,67 | 40 | 100 | | | | | |
| | | | | | | | | | | |
| | | | | | | | | | | |

More than 75 % of the students are satisfied with the communication with the teachers.
The Finish students seem a little bit desappointed

Language and communication : How was the communication between students and teachers ? %

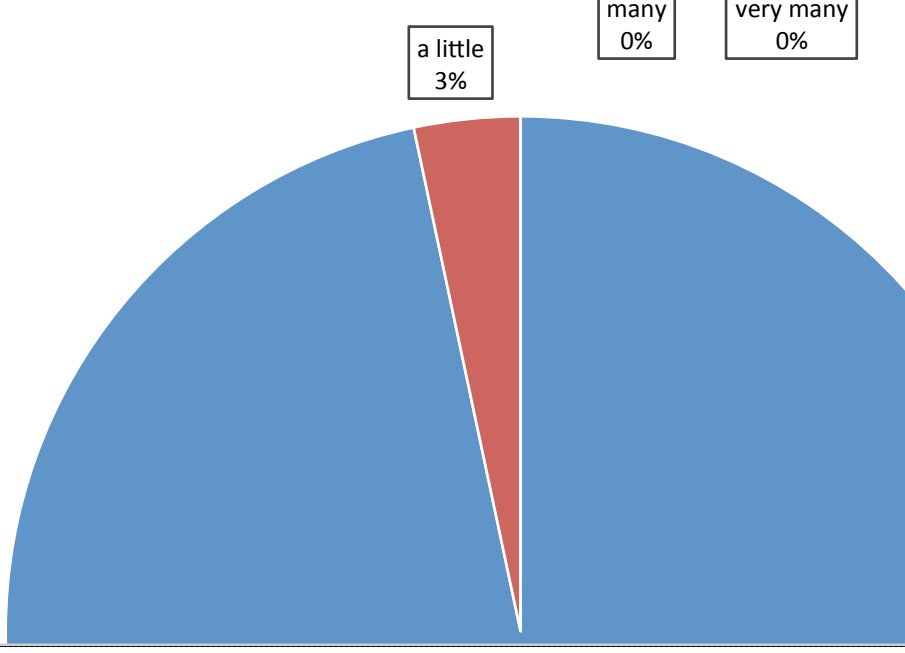


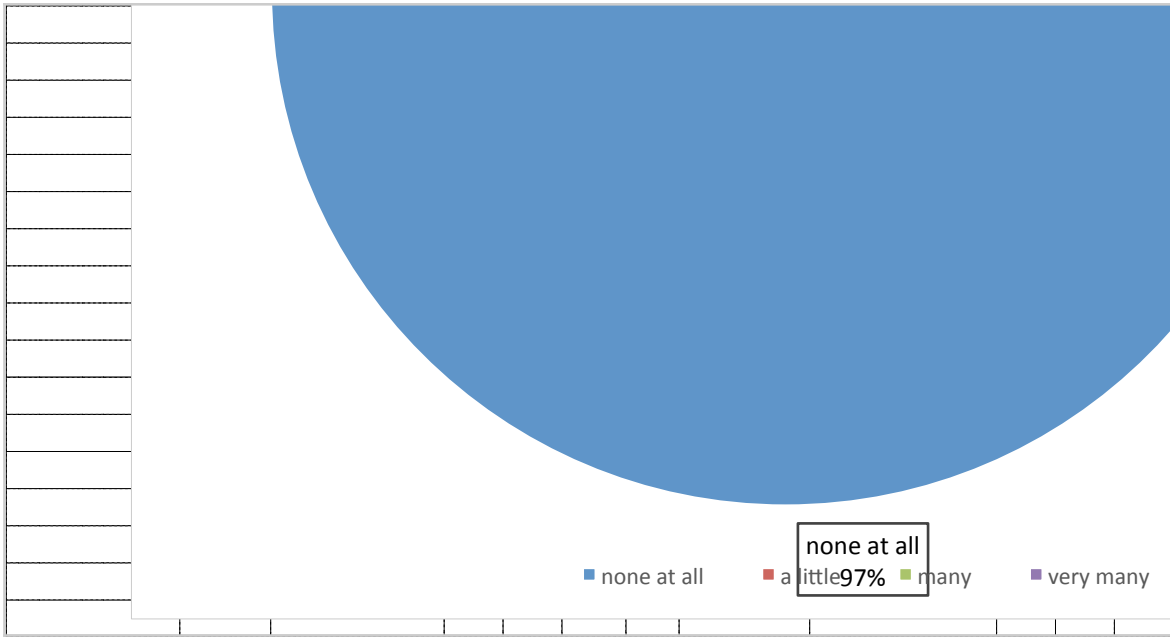


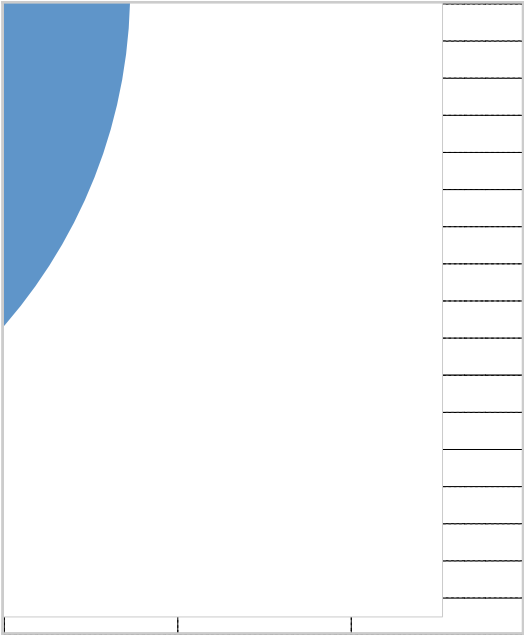
| Problems : Were there any communication problems in your group ? | | | | | | | | | | | |
|--|-------------|----------|------|-----------|-----|--|---------|-------------|----------|------|-----------|
| | none at all | a little | many | very many | | | | none at all | a little | many | very many |
| spain1 | 1 | | | | | | Turkey1 | 1 | | | |
| spain2 | 1 | | | | | | Turkey2 | 1 | | | |
| spain3 | 1 | | | | | | Turkey3 | 1 | | | |
| spain4 | 1 | | | | | | Turkey4 | 1 | | | |
| spain5 | 1 | | | | | | Turkey5 | 1 | | | |
| finland1 | 1 | | | | | | poland1 | 1 | | | |
| finland2 | 1 | | | | | | poland2 | 1 | | | |
| finland3 | 1 | | | | | | poland3 | 1 | | | |
| finland4 | 1 | | | | | | poland4 | 1 | | | |
| finland5 | 1 | | | | | | poland5 | 1 | | | |
| france1 | 1 | | | | | | Italy1 | 1 | | | |
| france2 | | 1 | | | | | Italy2 | 1 | | | |
| france3 | 1 | | | | | | Italy3 | 1 | | | |
| france4 | 1 | | | | | | Italy4 | 1 | | | |
| france5 | 1 | | | | | | Italy5 | 1 | | | |
| | 14 | 1 | 0 | 0 | | | | 15 | 0 | 0 | 0 |
| total | 29 | 1 | 0 | 0 | 30 | | | | | | |
| | none at all | a little | many | very many | | | | | | | |
| Problems : W | 96,67 | 3,33 | 0 | 0 | 100 | | | | | | |

Most of students in my national group want to meet with other students

Problems : Were there any communication problems in

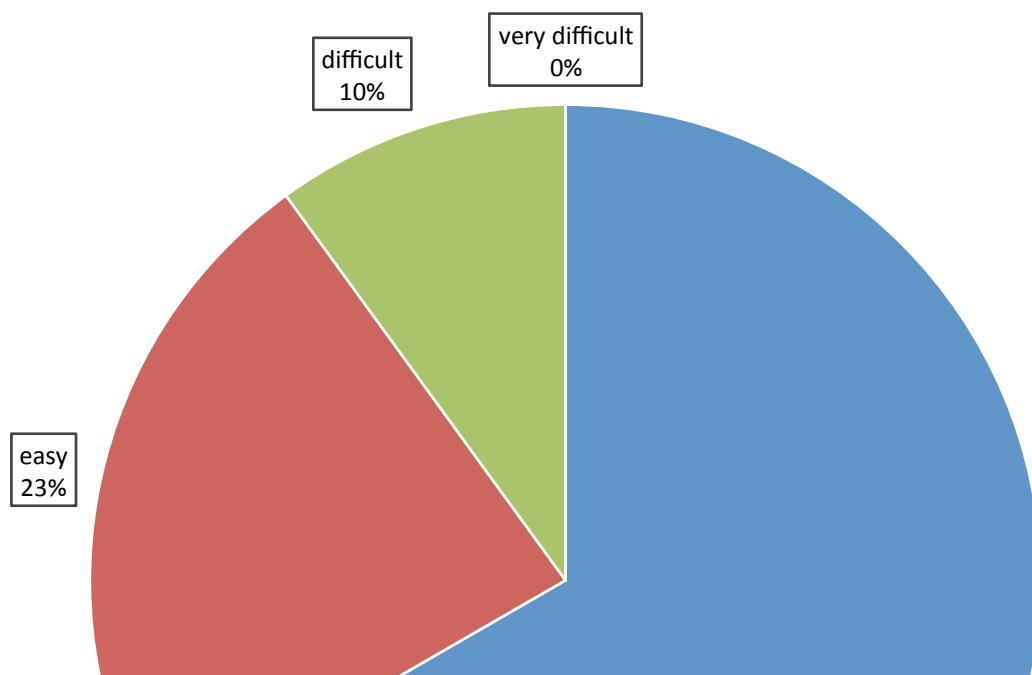


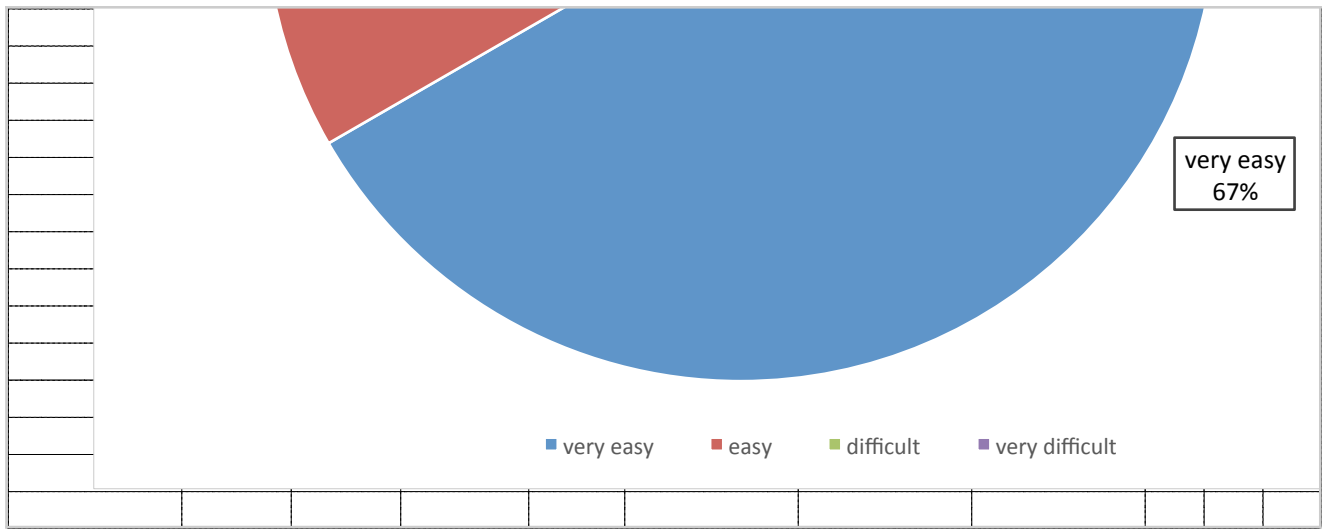




| Problems : Was it difficult to come to a decision within your group ? | | | | | | | | | |
|---|-----------|-------|-----------|----------------|-------|---------|-----------|------|-----------|
| | very easy | easy | difficult | very difficult | | | very easy | easy | difficult |
| spain1 | | 1 | | | | Turkey1 | | | 1 |
| spain2 | | 1 | | | | Turkey2 | 1 | | |
| spain3 | | | 1 | | | Turkey3 | 1 | | |
| spain4 | | | 1 | | | Turkey4 | 1 | | |
| spain5 | | 1 | | | | Turkey5 | 1 | | |
| finland1 | 1 | | | | | poland1 | 1 | | |
| finland2 | 1 | | | | | poland2 | | 1 | |
| finland3 | | 1 | | | | poland3 | 1 | | |
| finland4 | 1 | | | | | poland4 | 1 | | |
| finland5 | 1 | | | | | poland5 | 1 | | |
| france1 | 1 | | | | | Italy1 | 1 | | |
| france2 | | 1 | | | | Italy2 | 1 | | |
| france3 | | 1 | | | | Italy3 | 1 | | |
| france4 | 1 | | | | | Italy4 | 1 | | |
| france5 | 1 | | | | | Italy5 | 1 | | |
| | 7 | 6 | 2 | 0 | | | 13 | 1 | 1 |
| total | 20 | 7 | 3 | 0 | 30 | | | | |
| | very easy | easy | difficult | very difficult | | | | | |
| Problems : W | 66,67 | 23,33 | 10 | 0 | 100 % | | | | |

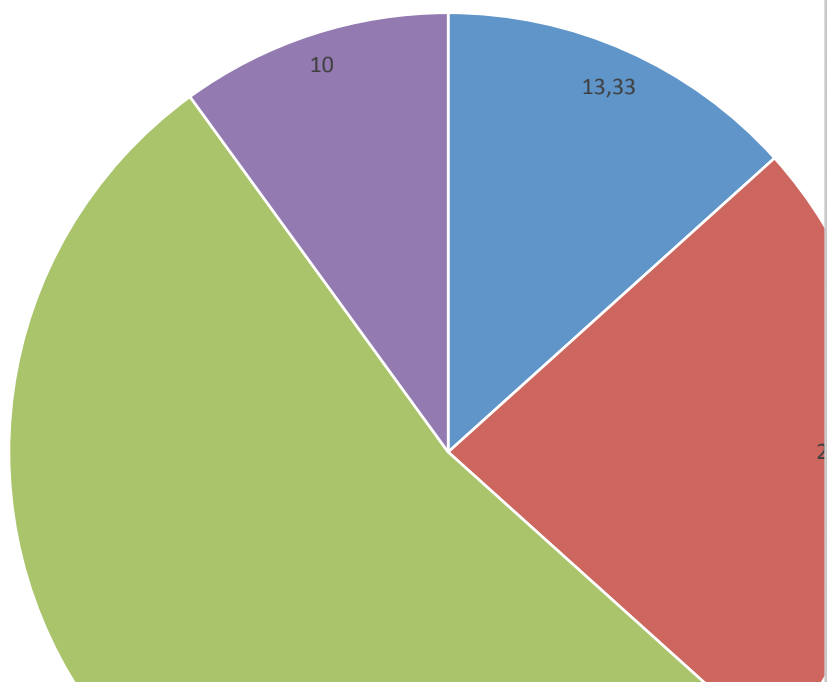
Problems : Was it difficult to come to a decision within your group





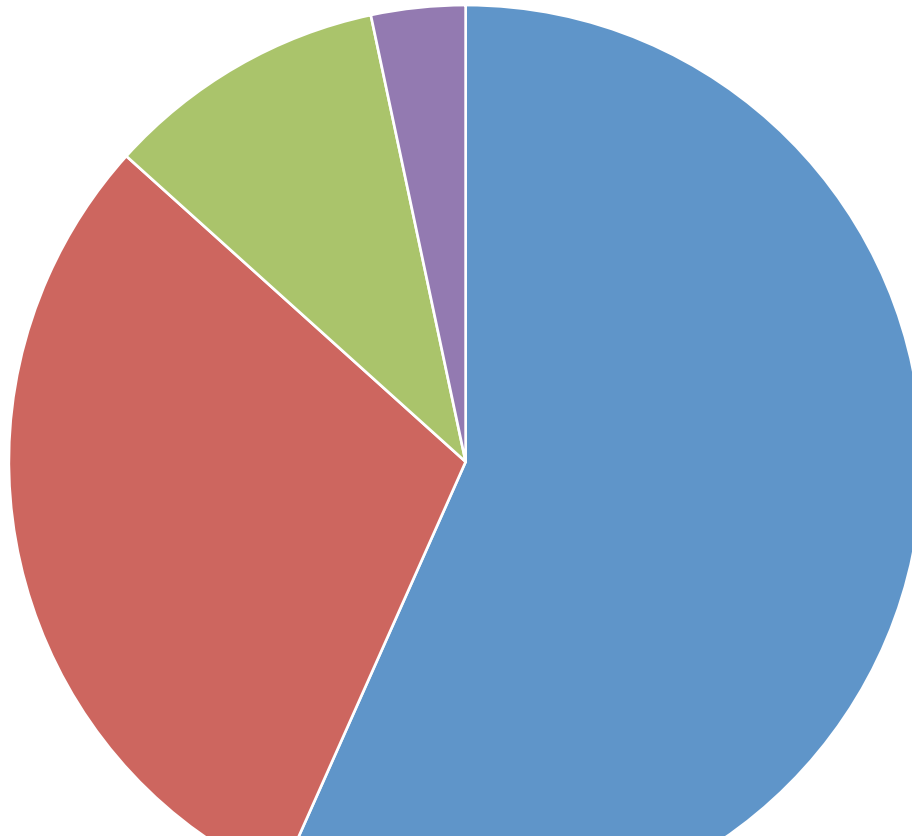
| Problems : Did you have enough time to complete the project activities ? | | | | | | | | | | |
|--|-------------|----------|-------|-----------|-----|---------|-------------|----------|------|-----------|
| | none at all | a little | very | very much | | | none at all | a little | very | very much |
| spain1 | | | 1 | | | Turkey1 | 1 | | | |
| spain2 | | 1 | | | | Turkey2 | | 1 | | |
| spain3 | | | 1 | | | Turkey3 | | | 1 | |
| spain4 | | 1 | | | | Turkey4 | 1 | | | |
| spain5 | | | 1 | | | Turkey5 | | | 1 | |
| finland1 | | | | 1 | | poland1 | | | | 1 |
| finland2 | | 1 | | | | poland2 | | | 1 | |
| finland3 | | | 1 | | | poland3 | 1 | | | |
| finland4 | | | 1 | | | poland4 | | | 1 | |
| finland5 | | | 1 | | | poland5 | | | | 1 |
| france1 | | | 1 | | | Italy1 | | | 1 | |
| france2 | | | 1 | | | Italy2 | | 1 | | |
| france3 | | | 1 | | | Italy3 | | 1 | | |
| france4 | | 1 | | | | Italy4 | | | 1 | |
| france5 | | | 1 | | | Italy5 | 1 | | | |
| | 0 | 4 | 10 | 1 | | | 4 | 3 | 6 | 2 |
| total | 4 | 7 | 16 | 3 | 30 | | | | | |
| | none at all | a little | very | very much | | | | | | |
| Problems : Did | 13,33 | 23,33 | 53,33 | 10 | 100 | % | | | | |

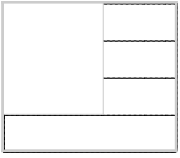
Problems : Did you have enough time to complete the pr



| Problems : Were there any unexpected difficulties ? | | | | | | | | | | |
|---|-------|------|-----|------|-----|---------|----|------|-----|------|
| | no | none | yes | many | | | no | none | yes | many |
| spain1 | | 1 | | | | Turkey1 | 1 | | | |
| spain2 | | 1 | | | | Turkey2 | 1 | | | |
| spain3 | | 1 | | | | Turkey3 | 1 | | | |
| spain4 | | 1 | | | | Turkey4 | | 1 | | |
| spain5 | | 1 | | | | Turkey5 | 1 | | | |
| finland1 | | | | 1 | | poland1 | 1 | | | |
| finland2 | | | 1 | | | poland2 | | | 1 | |
| finland3 | | 1 | | | | poland3 | 1 | | | |
| finland4 | 1 | | | | | poland4 | 1 | | | |
| finland5 | 1 | | | | | poland5 | 1 | | | |
| france1 | 1 | | | | | Italy1 | | 1 | | |
| france2 | 1 | | | | | Italy2 | 1 | | | |
| france3 | 1 | | | | | Italy3 | | | 1 | |
| france4 | 1 | | | | | Italy4 | 1 | | | |
| france5 | | 1 | | | | Italy5 | 1 | | | |
| | 6 | 7 | 1 | 1 | | | 11 | 2 | 2 | 0 |
| | | | | | | | | | | |
| total | 17 | 9 | 3 | 1 | 30 | | | | | |
| | no | none | yes | many | | | | | | |
| Problems : W | 56,67 | 30 | 10 | 3,33 | 100 | | | | | |
| | | | | | | | | | | |
| Sometime the activities weren't well ex | | | | 1 | | | | | | |
| Late from the timetable | | | | 2 | | | | | | |

Problems : Were there any unexpected difficulties ? %





| Problems : Did you find easy to solve problems in your group ? | | | | | | | | | | | |
|--|----------------|-----------|-------|-----------|-------|---------|----------------|-----------|------|-----------|--|
| | very difficult | difficult | easy | very easy | | | very difficult | difficult | easy | very easy | |
| spain1 | | | 1 | | | Turkey1 | | | | 1 | |
| spain2 | | 1 | | | | Turkey2 | | | | 1 | |
| spain3 | | | 1 | | | Turkey3 | | | | 1 | |
| spain4 | | | 1 | | | Turkey4 | | | | 1 | |
| spain5 | | | | 1 | | Turkey5 | | | 1 | | |
| finland1 | | | | 1 | | poland1 | | | | 1 | |
| finland2 | | | | 1 | | poland2 | | | 1 | | |
| finland3 | | | 1 | | | poland3 | | | | 1 | |
| finland4 | | | | 1 | | poland4 | | | | 1 | |
| finland5 | | | | 1 | | poland5 | | | | 1 | |
| france1 | | | 1 | | | Italy1 | | | | 1 | |
| france2 | | | | 1 | | Italy2 | | | 1 | | |
| france3 | | | | 1 | | Italy3 | | | | 1 | |
| france4 | | | 1 | | | Italy4 | | | | 1 | |
| france5 | | | 1 | | | Italy5 | | | 1 | | |
| | 0 | 1 | 7 | 7 | | | 0 | 0 | 4 | 11 | |
| total | 0 | 1 | 11 | 18 | 30 | | | | | | |
| | very difficult | difficult | easy | very easy | | | | | | | |
| Problems : Did you | 0 | 3,33 | 36,67 | 60 | 100 % | | | | | | |

Problems : Did you find easy to solve problems in your group ?
%

