



Erasmus+



eTwinning



**Let's play and learn
together**



Índice

Let's Play and Learn Together	5
Presentation of each School.....	7
Slovakia.....	7
Croatia.....	8
Italy.....	9
Portugal.....	9
Turkey.....	10
Activities.....	11
Logo.....	11
Slovakia	11
Croatia	12
Italy.....	13
Portugal.....	13
Turkey.....	14
Mascot.....	15
Slovakia	15
Croatia	15
Italy.....	16
Portugal.....	16
Turkey.....	17
Autumn	18
Slovakia	18
Croatia	19
Italy.....	20
Portugal.....	23
Turkey.....	24
Outsided activity with kites.....	26
Slovakia	26
Croatia	26
Italy.....	27
Portugal.....	28
Turkey.....	28
Christmas/New Year/Winter Traditions.....	29
Slovakia	29
Croatia	32
Italy.....	35
Portugal.....	38
Turkey.....	39
Carnival and Masks and other activities at schools.....	41
Slovakia	41
Croatia	42
Italy.....	44
Portugal.....	44
Turkey.....	45
Spring/Easter	46
Slovakia	46
Croatia	48
Italy.....	51

Portugal.....	54
Turkey.....	57
Summer	59
Slovakia	59
Croatia	59
Italy.....	63
Portugal.....	64
Turkey.....	64
Autumns festivals and traditions	65
Slovakia	65
Croatia	66
Turkey.....	67
Christmas gifts 2018.....	69
Slovakia	69
Croatia	69
Turkey.....	70
We are countinh together - vocabulary	71
Slovakia	71
Croatia	71
Italy.....	72
Portugal.....	72
Turkey.....	72
Spring	73
Slovakia	73
Croatia	73
Italy.....	74
Portugal.....	74
Turkey.....	74
Clil in Art	76
Slovakia	76
Croatia	77
Italy.....	78
Portugal.....	78
Turkey.....	79
Clil in Science or pre-primary subjects	79
Slovakia	79
Croatia	80
Italy.....	80
Portugal.....	82
Turkey.....	82
Clil in Music.....	83
Clil in PE.....	83
Slovakia	83
Croatia	84
Italy.....	84
Portugal.....	85
Turkey.....	85
Clil in History.....	85
Slovakia	85

Croatia	86
Portugal.....	87
Turkey.....	88
Clil in Maths	89
Slovakia	89
Croatia	89
Turkey.....	90
Clil in Literature	92
Slovakia	92
Turkey.....	92
Internacional Meeting.....	94
Slovakia	94
Croatia	94
Portugal.....	98
Turkey.....	99

LET'S PLAY AND LEARN TOGETHER

Let's Play and Learn Together is an innovative project for all schools and it is aimed primarily at pupils in kindergarten and primary schools (aged 4 to 12 years). As learning in general and learning foreign languages, especially English, is very important since early childhood, one of the objectives of this project is to develop a positive attitude in students towards foreign languages and learning in general. This objective is to be achieved by using (in the teaching of a foreign language) various playful methods and games (at school and also online) as well as different physical activities, music, songs, dances, sports and artworks. In this project, it is also very important to observe and learn different interesting funny new activities and games from partnership countries. Another goal of this project is to develop the talent of children in music, sports, art and dance. In order to do so, children are going to: use computers to play online, create presentations, make films, take photos using ICT tools and organize videoconferences and chat. An essential part of this project is teaching various kindergarten and elementary subjects (Music, Arts, History, Geography and Sciences) in English and then exchange experiences among the partners of the project. This project also aims for teachers to work in multicultural teams, in order to promote

respect among students from different social backgrounds or handicapped, helping each other to create good relationships. Relationships in many families are being negatively affected by parents' jobs or businesses which take much of their time resulting in an insufficient communication between parents and children. Due to this and especially financial problems, some children don't have as many opportunities to attend some after school activities or excursions and they don't have access to modern technology at home, therefore they don't have the opportunity to communicate with peers from European countries. That's a pity because a lot of them are very gifted and talented. Maybe this project will give them the chance to take part in some useful activities and to improve their knowledge in all subjects especially in English and foreign languages.

Vrable is a town where there aren't many possibilities for leisure time activities for youth. And many of our students have no experience or chance to travel to countries and know different cultures and languages. For all these reasons we are trying to create opportunities for students to spend their spare time making useful and meaningful activities in order to fight against the negative influence of society.

And we would like to create the

opportunity for our students to personally know other European countries, their school systems and their way of learning or methods of teaching foreign languages by using CLIL better.

This project will be a very special experience for both students and teachers and will help them to fully understand the concept we are talking about so much: belonging to a big European community.

We suppose that the interest in this

project will be high among students and their parents because it'll have a positive effect on relationships throughout club activities. The Project offers possibilities to improve communication in English and in digital skills especially for pupils from poorer families as well as to the others. This project also allows students to know the educational technologies at schools of other countries of the EU better



PRESENTATION OF EACH SCHOOL

Slovakia



Základná škola s materskou školou Viliama Záborského (Primary school with nursery of Viliam Záborský) is situated in a small town Vrábľa in the South-West part of Slovakia in Nitra region. There are students aged 3 to 14 and the majority are 6 years old. There are about 270 students in our school and about 15% of them come from social disadvantaged backgrounds. Besides that we have about 12% of pupils with some specific needs of education. The equipment at school is good and we have conditions to be in this type of project.

At our school we have many afterschool activities that can be done in various clubs. The teaching methods are of the highest level, but we are trying to diversify them by using more modern, funny and interesting methods in the educational process of teaching foreign languages and also other subjects in order to motivate students to learn with pleasure and have a positive view of education.

Our website: www.zsvzvrable.edupage.sk

Unemployment in our region is considerable and has a negative influence on the social and economic situation of a lot of families.

Employment chances in our town are acceptable, but there are many families who have economic and social problems because of low income or unemployment of one of the parents. Some of our students are from broken families owing to parents' divorce or to the fact that parents have to work in other cities or countries. Therefore children have to live with one of the parents or with their grandparents for most of year.

Relationships in many families are being negatively affected by parents' jobs or businesses which take much of their time resulting in an insufficient communication between parents and children. Due to this and especially financial problems, some children don't have as many opportunities to attend some after school activities or excursions and they don't have access to modern technology at home, therefore they don't have the opportunity to communicate with peers from European countries. That's a pity because a lot of them are very gifted and talented. Maybe this project will give them the chance to take part in some useful activities and to improve their knowledge in all subjects especially in English and foreign languages.

Vrábľa is a town where there aren't many possibilities for leisure time activities for youth. And many of our students have no experience and chance to travel and meet people from different

countries, cultures and who speak different languages.

For all these reasons we are trying to create opportunities for students to spend their spare time making useful and meaningful activities in order to fight against the negative influence of society. And we would like to create opportunities for our students to travel to other European countries, get to better and personally know their school systems and their CLIL methods of learning or teaching foreign languages.

This project will be a very special experience for both students and teachers and will help them to fully understand the concept we are talking about so much: belonging to a big European community.

We think that the interest in this project will be high among students and their parents and will create a positive effect on relationships throughout club activities. This project offers the possibility to improve communication in English and in digital skills especially for pupils from poorer families. Through this project our students have the opportunity to get to know the educational technologies used at schools of other EU countries.




Croatia



Oš Pušća (Primary School Pušća) is a state school situated in Donja Pušća, a village near Zagreb, the capital of Croatia, with a district school in the village Dubravica, located 7 km farther. It's a primary public school for pupils aged 6 to 15, including national minorities and special needs students. There are 312 students and 43 teachers. Our school is small, very well equipped with computers and projectors in all classrooms as well as a Smart Boards. We have adopted a zero-tolerance policy for violence.



Italy



I.C. Gambettola is a comprehensive institute, located in the town of Gambettola, which welcomes around 1,200 students and 120 teachers. It includes four kindergartens, the Primary School “G. Pascoli” and the lower Secondary School “I. Nievo”. All schools are well equipped with digital devices and school libraries, they are involved in many cultural activities and also cooperate with the municipalities, by participating in town festivals like the Canvas fair, Christmas, Spring Carnival, and others like theatre and musical events.

Portugal



Fajões school cluster has a diversified educational offer to its community, for students aged 3 to 18 (university entrance).

Due to the fact that our community has a low economic and social level, we have a TEIP program, whose objectives are improving the quality of education, the educational success of the students; fighting against indiscipline, dropping out of school and absenteeism; creating the conditions and educational guidance for a qualified transition from school to professional life; promoting coordination between educational institutions, social partners and training institutions.

In our school cluster we offer all students the following: psychologist, social worker, teachers of special education for children with special needs and extra classes for children with low results.

On the pre-school education level we have 9 groups distributed by 7 kindergartens, where our kindergarten staff (9 teachers, one psychologist and one social worker) is interested in offering a high quality teaching for early childhood education. We still have a program that includes extensive opening hours that take into account the needs of working parents.

At Primary education level, for children aged 6 to 10, we have 23 classrooms distributed by 6 schools, creating the conditions for a comprehensive and harmonious development of personality through the progressive discovery of interests, skills and capabilities that provide personal training both in individual and social dimension. There we provide the acquisition and domain of knowledge, tools, skills, attitudes, practices and values that contribute to the development of citizens who are aware and participate in a democratic society. For this level we offer classes of English, ICT, Physical

Activity and extra classes of Sports, Music and Arts. We have libraries in the schools. We still have a program that includes extensive opening hours that take into account the needs of working parents.

In the secondary schools our students can complete basic schooling (9th grade) and in EBS de Fajões they can continue studies until university entrance (up until 12th grade).

In the last level of education (10th to 12th grade) we offer two kinds of opportunities: regular studies which permits university entrance as well as vocational/professional educational courses (3 year course - Level 4) in hospitality, computer programming and multimedia.

Our priorities are: increasing learning skills from a very early age, promoting high levels of success, social skills and giving emphasis to school, family and community interaction. In this context we continuously develop various projects which try to respond to the various community needs.

Turkey



Faith Primary School

Our school is located in Arnavutköy district of Istanbul. Arnavutkoy is located in the north west part of Istanbul. The school was built in 2010. Our school has 273 students. The number of our students is increasing daily. Students are aged 6 to 14. After-school sports activities are carried out.

We have two different types of schools. Primary and secondary schools are functioning separately but in the same building. For this reason, schools have a common headmaster. They occupy different school floors. However Primary and kindergarten are together on the same floor. However, school events are done by all students. Our primary school has 123 students. Our secondary school has 150 students. Our schools website:

Fatih Secondary School:

http://mebk12.meb.gov.tr/meb_iys_dosyalar/34/35/727265/

Fatih Primary School:

http://mebk12.meb.gov.tr/meb_iys_dosyalar/34/35/727266/

ACTIVITIES

Logo

Slovakia



Croatia




Italy

Drawing the project's logo

In September our children developed different projects for building the project logo and the mascot. The winner was an European Snail with a smiling face!



Portugal



Turkey

Our students prepared logos for new Erasmus project at school. But students were very excited when they created the logo. Because students wanted to see their own work on the activity board.



MASCOT

Slovakia

Croatia

Mascots – The pupils made the project mascots – hedgehogs.



Italy



Portugal

Mascot - The students, with the help of the teacher, made and decorated our mascot - the sardine.



Turkey



AUTUMN

Slovakia

Autumn is a beautiful coloured season. It starts on 21st September and ends on 21st December.

In our project we – all partners together – have created a Word Bank of autumn vocabulary and we created various games and done activities with them.

Then all partners did the activities according to the Project plan:

1. Artworks – How do children look at autumn – Each school created the international collage after meeting in Croatia.
2. Presentations – Colours of autumn
3. Outside activities with Kites.

We presented all our work in the meeting in Croatia.

Here you can see the summary of our work and cooperation.

Autumn in Slovakia

(Autumn activities and children views of autumn)

Autumn in Slovakia is connected with the picking of apples, pears, but especially grapes. In the South of Slovakia there are lots of vineyard regions, people grow grapes and produce some wine.

The region where we live Vrábľe also belongs to the vineyard area and here people are able to produce different kinds of grapes and also delicious wine.

In this period the weather is variable in Slovakia, it often rains and it's windy. But, for example, this year we enjoyed the sun for a very long time in autumn and did a lot of outdoors activities. Autumn is also connected with games and sport activities, children play with kites, which are made by them. We organized Kite games at school. We played with kites by running with them to make them fly.

At school we painted and expressed our views of autumn. We have been exchanging our artworks with foreign friends and we have made a collage at school.

At school we welcomed autumn with arrangements we created during our after-school activities.

We walked in nature enjoying the nice autumn weather.



Autumn vocabulary

Country/ language	English	Slovak	Croatian	Italian	Portuguese	Turkish
Slovakia	autumn	jeseň	jesen	autunno	outono	Sonbahar
	cold	chladno	hladno	freddo	frio	soğuk
	tree	strom	drvo	albero	árvore	ağaç
	colour	farba	boja	colore	cores	renk
	Leaf - leaves	List - listy	List - lišće	Foglia foglie	folhas	Yaprak- yapraklar
	kite	šarkan	zmaj	aquilone	papagaio (de papel)	Uçurtma

Croatia

Autumn crafts - The children created autumn related crafts – colourful umbrellas which we hung on the ceiling of the school lobby.



Vocabulary – We also had vocabulary games, whose aim was to memorize images and words in the languages of all participating countries. The children moved from table to table, each table had vocabulary from a different country. After finishing the activities of all the tables, the groups had to make a list of all the words from the different countries they could remember. The group that memorized most of the words won.



Autumn vocabulary

Country/ language	English	Slovak	Croatian	Italian	Portuguese	Turkish
Croatia	chestnut	gaštany	kesten	castagna	castanha	kestane
	pumpkin	tekvica	bundevea	zucca	abóbora	kabak
	rubber boots	gumené čizmy	gumene čizme	Stivali in gomma	botas de borracha	lastik çizme

Presentations about autumn – The children had the task of making a PowerPoint presentation about autumn. They showed their presentations to the other pupils. They were very imaginative and impressed their teachers.

Italy

Walking through Autumn nature

Walking tours along the river is a usual activity for our children. It's a very useful way to directly observe the nature's changes all around the year, and also to find tools for building creative objects and artworks.



Drawing Autumn leaves

Our pupils are carefully drawing leaf patterns with the leaves found in the school garden and painting Autumn landscapes with watercolors. The little ones are finger-painting or cutting and pasting natural leaves.



Painting Europe: United in our Diversities

Together with our headmaster we are painting the landscape of Europe: a large tree stretching its branches in the blue sky of Europe, illuminated by a circle of twelve sparkling stars.



Playing a memory game

After building a memory game illustrating autumn words, our pupils played with the cards during the morning break and after lunch.



Autumn vocabulary

Country/ language	English	Slovak	Croatian	Italian	Portuguese	Turkish
Italy	yellow	žltá	žuto	giallo	amarelo	sarı
	orange	oranžová	narančasto	arancione	laranja	turuncu
	Olive olives	olivy	maslina masline	Oliva olive	azeitona	zeytin zeytinler
	Pomegranate pomegranates	granátové jalko	nar narovi	Melagrana melagrane	romã romãs	- nar narlar
	Grapes	hrozno	grožđe	Uva	uvas	üzüm
	Persimmon persimmons		kaki jabuka jabuke	Caco cachi	caqui caquis	-
	Pear pears	hruška	Kruška kruške	Pera pere	pera - peras	armut armutlar
	Apple apples	jablko	jabuka jabuke	Mela mele	maçã maçãs	- elma elmalar

Portugal

Halloween - the students decorated the school with drawings related to Halloween (skeletons, bats, witches ...) and made biscuits and a cake.

Chestnut day - The chestnuts were picked from the chestnut trees, then they were roasted in the traditional bonfires and eaten. At the end the students jumped onto the bonfire and painted their faces with the ash.





Autumn vocabulary - With the vocabulary of autumn students made several collages, artwork and games (memory cards).



Autumn vocabulary

Country/ language	English	Slovak	Croatian	Italian	Portuguese	Turkish
Portugal	wind	vietor	vjetar	vento	vento	rüzgar
	persimmon		Kaki (japanska) jabuka		dióspiro	
	brown	hnedý	smeđe	marrone	castanho	kahverengi
	rain	dážď	kiša	pioggia	chuva	yağmur
	leaf - leaves	List - listy	List - lišće	Foglia foglie	folha - folhas	Yaprak-yapraklar

Turkey

Fall means new beginnings, for children. When trees are falling their leaves, lovely school works start. Nature is prepared for the rest when students start studying. When the weather became cold day by day, students and teacher hearts become warm. Fall means school way with full of yellow leaves. Smelling chestnuts on the heater. Listening voice of rain and attend to wind's song. All these sings come together on drawing paper with pastel colours, leaves dance with brushes.



Autumn vocabulary

Country/ language	English	Slovak	Croatian	Italian	Portuguese	Turkish
Turkey	rain	dážď	kiša	pioggia	chuva	yağmur
	cloud- cloudy	Mračná, mraky	Oblak oblačno	Nuvola – nuvoloso	nuvem nublado	Bulut bulutlu
	umbrella	dáždnik	kišobran	ombrello	guardachuva	şemsiye
	raincoat	pršiplášt'	kabanica	impermeabile	capa da chuva	yağmurluk
	fog- foggy	Hmla hmlisto	Magla maglovito	Nebbia nebbioso	neblina nevoeiro	sis -sisli

OUTSIDE ACTIVITY WITH KITES

Slovakia



Croatia

Kites – The pupils made and played with their kites in the school yard.






Italy



Building Kites

Building diamond kites is a funny but very demanding work. After having watched some video tutorials, children worked in pairs in order to achieve a great result!



Portugal

kites - Kites were made.



Turkey





CHRISTMAS/NEW YEAR/WINTER TRADITIONS

Slovakia

Winter starts on 21st December and ends on 21st March.

In our project we – all partners together - created Word Bank of winter and Christmas vocabulary and we created several games and done activities with them.

We solved some crossword puzzles and quizzes.

Then all partners did the activities set in the Project's plan:

- 1) Each school made Christmas cards, which we sent to each other and then each school created its own international collage.
- 2) We talked about Christmas traditions online in twinspace and facebook.
- 3) Masks – Children created masks and we exchanged them in the meeting in Slovakia. There we also created an international collage of masks and each school created a collage at their schools after the meeting.
- 4) The pupils artworks presentations and films and all winter activities were presented in the Slovakia meeting.

Here you can see the summary of our work and cooperation.

Christmas time

Christmas is the most beautiful season for all Christians in the world. That's why we talked about Christmas, organized activities at schools, created postcards and sent them to each other. Each school

created an international Christmas collage. We also organized videoconferences and sang carols together.

Winter in Slovakia

Christmas in Slovakia

Christmas is a Christian tradition. It is the most beautiful season of the year. The symbol of Christmas is the Christmas tree. We decorate our homes and school. We buy presents and organize a Christmas party.

Christmas is a family festivity. At Christmas we usually meet with whole family.

There are some Christian traditions we maintain at Christmas Eve: we cut apples, break nuts to find out if we are healthy. We eat wafers with honey and garlic to be healthy.

The typical dinner in Slovakia consists of cabbage or lentil soup. Then we have potato salad, fried fish usually carp. We eat a lot of fruits, nuts and peanuts.

After dinner we go to the tree and give presents to each other. We usually sing carols. Some people go to church to the midnight mass.

Christmas at our school

First we decorated the Christmas tree. Then we baked gingerbread in the Erasmus+ club.

We made postcards for our partnership schools, which were sent to our friends. We also received postcards from our friends and we created an international Christmas collage at school.

Before Christmas we organized Project Day – Christmas traditions.

We remembered some Christmas traditions.



We set the table like the people used to do in the past and put on it a lot of apples, garlic and nuts. Wafers and honey were also on the table in the past.

Pupils from the Erasmus club wished a Merry Christmas to all of us and we sang carols together. The last song was Silent Night, Holly Night. Then we also sang Christmas songs and danced folk dances.

We all tasted gingerbread – a typical Christmas cake in Slovakia.

Videoconference with Portugal's school

We did a Christmas activity together, carols were sung in the Portuguese, Slovak and English language. We sang Jingle Bells at the end of our meeting.



Created by: Rebeka Dubayová, Vanesska Trubíniová from Erasmus club

Source:

- <https://damskajazda.webnoviny.sk/spoznajte-mudrost-storocnych-vianocnych-povier/vianoce-darceky-vianocne-ozdoby-vianocny-stromcek-jpg/>
- <https://diva.aktuality.sk/clanok/39691/medovniky-vianoce/>

Winter / Christmas / New Year Vocabulary

Country/ language	English	Slovak	Croatian	Italian	Portuguese	Turkish
Slovakia	winter	zima	zima	inverno	Inverno	kış
	Honey	med	med	miele	Mel	bal
	wafers	oblátky	vaflí	wafer	Bolachas	gofret
	garlic	cesnak	češnjak	aglio	Alho	sarımsak
	decoration	výzdoba	dekoracije	decorazioni	Decoração	dekorasyon
	bell	zvonček	zvono	campana	Campainha	çan

Christmas cards



Croatia

Vocabulary - We played vocabulary games with winter-related vocabulary items from the languages of the participating countries. We created crossword puzzles and tested them out.

Winter / Christmas / New Year Vocabulary

Country/ language	English	Slovak	Croatian	Italian	Portuguese	Turkish
Croatia	Christmas tree	Vianočný stromček	Božićno drvce	Albero di Natale	Árvore de Natal	Noel ağacı
	cakes	koláče	kolači	biscotti	Bolos	kekler
	cold	chladno	hladno	freddo	Frio	soğuk
	champagne	šampanské	šampanjac	spumante	Champanhe	şampanya
	snow	sneh	snijeg	neve	Neve	kar

Across

- 1. snowman (Italian)
- 4. wafers (Slovak)
- 6. winter (Croatian)
- 8. cold (Croatian)
- 9. ice (Slovak)
- 10. honey (Portuguese)

Down

- 2. boots (Turkish)
- 3. socks (Italian)
- 5. snow (Croatian)
- 7. glove (Portuguese)
- 11. wool (Turkish)

hat
cakes
cap
cold
pants
socks

p c o l d
c a k e s
o p n l a
t h a t z
s k c o s



Christmas cards – We created, sent and received Christmas cards to and from all the participating countries.



Visiting nursing homes – The pupils made Christmas decorations and visited the elderly in the local nursing homes to brighten up this Christmas time. They played their instruments, danced and spent some time talking to the elderly.



Christmas and St. Nicholas school plays. We held two school recitals in Croatia. We celebrated St. Nicholas day at the District school in Dubravica, where the pupils performed their plays, songs and recitals and St. Nicholas gave them presents. In our main school in Pušća, the children also performed for their families.





Italy

Cristmas cards and decorations - at Christmas our pupils engaged in many activities for decorating the school, writing greeting cards, and building presents for their families.





Winter landscapes

Drawing and making collages are our pupils' favourite artistic activities. They enjoy creating season landscapes by elaborating their nature's observations.






Winter / Christmas / New Year Vocabulary

Country/ language	English	Slovak	Croatian	Italian	Portuguese	Turkish
Italy	Scarf	šál	šal	sciarpa	Cachecol	kaşkol/şal
	gloves	rukavice	rukavice	guanti	luvas	eldivenler
	cap	čiapka	kapa	beretta	chapéu	kep
	ice	ľad	led	ghiaccio	gelo	buz
	snowman	snehuliak	snjegović	Pupazzo di neve	Boneco de neve	Kardan adam

Portugal

Christmas and King's day - At Christmas several things were done with the help of parents and teachers such as: Christmas wreaths, angels, bells, Santa Claus and decorative balls.




New Year Traditions in Portugal

Portugal is one of the countries of Europe where the New Year is celebrated. The New Year in Portugal is a great event and as such, parties and fireworks are prepared all over the country. Portugal “dresses up in a good mood” to greet the next year (new) and to say goodbye to the year that is ending. At midnight

twelve raisins are eaten and for each one people eat, they make a wish and hope they come true. In some places people go out and make noise with pots and pans.



fireworks



raisins

Winter activities - With the winter vocabulary we played several games (word search puzzle, crossword puzzles and memorizing words games ...). We also made collages, paintings and works of art.



Winter / Christmas / New Year Vocabulary

Country/ language	English	Slovak	Croatian	Italian	Portuguese	Turkish
Portugal	Boots		čizme	stivali	Botas	Bot ayakkabı
	Socks		čarape	calzetti	Meias	çorap
	Pants		hlače	pantaloni	Calças	pantolon
	wool		vuna	lana	lã	yün

Turkey

We celebrate the New Year in a different way in Turkey.

How do we celebrate it? For example...

We wish each other all the best for the New Year and we pray in the New Year's evening.

In the old times... we used to send each other a New Year card by post and we waited for the postman. Now we send our best wishes and cards by mail, Facebook or twitter. Students still love to make New Year cards.

People with popular culture celebrate it with joy, food, music and dance.



There are people in our country who have other religions such as Christians and Jews ...



They can celebrate the New Year according to their beliefs, as they wish. We are all Turkish and live in the same country.

Time goes by day by day and the waiting is exciting. Waiting for the first white snow flakes to fall from the sky. Winter means, short breaks sometimes. Lime smell, winter means games, dreams covered in white. Thick, fluffy and warm clothes. Postcards with a snowman and snowy landscapes. The excitement of having new hopes... And nature is prepared to wake up

Winter / Christmas / New Year Vocabulary

Country/ language	English	Slovak	Croatian	Italian	Portuguese	Turkish
Turkey	New year	Nový rok	Nova godina	Anno nuovo	Ano novo	Yeni yıl
	ski	lyže	skijanje	sci	ski	Kaymak, Kayak yapma
	glove	rukavica	rukavica	guanti	luva	eldiven
	hat	klobúk	šešir	cappello	chapéu	şapka

CARNIVAL AND MASKS AND OTHER ACTIVITIES AT SCHOOLS

Slovakia

Carnival time – Fašiangy

After Christmas and before the feast it is fun time. People in Slovakia dance and organize balls.

At school we also did some activities. Children made great masks, which were exchanged with our friends.

In Slovakia we bake sweet cakes typical of this time of the year that are called „fánky and buns – šišky“.





Croatia

Carnival– We had a carnival celebration in our schools - the children and teachers dressed up in different characters.



Masks – For Halloween the children made masks for our international meeting. The pupils also wore Halloween costumes.



We celebrated st. Valentine day. We made Valentine cards with notes about love and gave them to the students in lower grades.



Italy

Carnival in Italy has a long tradition and it is still hugely celebrated. Our pupils built masks, decorations and big posters representing parades of masked wagons and traditional character of the Commedia dell'Arte, like Harlequin and Pulcinella.



Portugal

Carnival - In carnival the students make masks and paraded with them ...





Turkey





SPRING/EASTER

Slovakia

Spring starts on 21st March and ends on 21st June.

In our project we – all partners together - created a Word Bank of spring vocabulary and we created various games and did activities with them. We solved some crossword puzzles, puzzles and quizzes.

Then all partners did the activities according to the Project plan:

- 1) Each school made Easter cards, which were sent to each other and then each school made its own international collage.
- 2) We talked about Easter traditions online in twinspace and facebook.
- 3) Spring – Children made paintings and artworks portraying spring and we exchanged them at the meeting in Portugal. There we also made an international collage of these artworks and each school made another collage after meeting.
- 4) Presentations and films of the artworks made by pupils and all spring activities were presented at the meeting in Portugal.

Here you can see the summary of our work and cooperation.

Spring traditions in Slovakia

Life in the past in Slovakia

In Slovakia we can find natural historic Open Air Museums with small traditional houses, in which people of Slovakian villages lived in the past - for example Čičmany, Pribilina, Zuberec,...

Men and women were wearing different beautiful folk costumes. Traditions and customs were based on life in villages.

Some of them gradually disappeared, they are only celebrated in folk clubs.

Some of them exist until today, especially in small towns and villages.

Morena

Morena belonged to the best known spring traditions.

Morena is the tradition that people used to have of saying goodbye to winter and welcoming spring. This tradition was held in March in Slovakian villages. Today we only remember it in folk clubs.

Young people used to make a straw doll called Morena.

They took her along the village to the river or brook singing and dancing. Near the stream they burnt it and threw it into the river.

We also celebrated this tradition in our folk club „Primrose“ at our school.



Other details about the life in the past

Rich people lived in castles and mansions and many still exist today.

Some of them are considered the most beautiful such as Bojnice castle, Spiš ruins, Krásna Hôrka, Trenčín.

In our regions we can visit Nitra castle, which is connected with Great Moravian times and to princess Rastislav, Svätopluk, Mojmir,...

Easter – Veľká Noc

Easter is another spring holiday.

Easter is a Christian holiday. It is connected with many traditions.

In Slovakia we have Easter Sunday and Easter Monday called Water Monday.

In the past Easter girls used to paint eggs. On Monday boys sprinkle girls with water to be healthy all the year. They got painted eggs for that. This tradition is celebrated with little changes until today.

Typical food in families: smoked ham, sausages, boiled eggs, horseradish.

Sweets: decorated gingerbread.

These traditions are sometimes remembered in our folk club.

Spring activities at our school

We made Easter cards and sent them to all our partners. We received cards from our friends and created an international Easter collage.



Pupils made nice spring paintings that portrayed their view of spring.

We did a lot of outdoor, playful and sport activities.

The kindergarden children also enjoyed playful activities using the English language.

Pupils created very beautiful centerpieces of spring and displayed them at school.

We made an international spring collage with the paintings we got from our friends.

Sources:

- <http://slovakia.travel/vynasanie-moreny-2-tyzdne-pred-velkou-nocou>




Spring/Easter Vocabulary


Country/ language	English	Slovak	Croatian	Italian	Portuguese	Turkish
Slovakia	Easter	Veľká Noc	Uskrs	Pasqua	Páscoa	paskalya
	spring	jar	proljeće	primavera	primavera	bahar
	chick	kuriatko	pile	pulcino	pintainho	civciv
	swallow	lastovička	lastavica	rondine	andorinha	kırlangıç
	nature	príroda	priroda	natura	natureza	doğa

Croatia

Spring crafts - For our Easter and spring activities, the children were involved in a lot of Art and Craft activities. They decorated large foam eggs with acrylic paint, which were displayed near the town hall. They also made small Easter baskets with Easter eggs using the decoupage technique, temperas and colourful string.



Vocabulary – We learned different spring-related words by playing different online games.



Cards – We created, sent and received Spring cards to and from all the participating countries.



International collage – We decorated our Erasmus board by making an international collage with the artwork and cards we received from the participating countries.

Spring/Easter Vocabulary

Country/ language	English	Slovak	Croatian	Italian	Portuguese	Turkish
Croatia	snowdrop	snežienka	visibaba	Goccia di neve	Floco de neve	kardelen
	saffron	šafrán	šafiran	zafferano	açafrão	safran
	primrose	prvosienka	jaglac	primula	flor de ameixa	Çuha çiçeği
	tulip	tulipán	tulipan	tulipano	tulipa	lale
	Easter eggs	Veľkonočné vajíčka	Uskršnja jaja	uovo di Pasqua	Ovos da Páscoa	Paskalya yumurtaları

Italy


Spring cards, drawings, decorations

To celebrate Easter and the spring time, our pupils sent greetings cards to their Erasmus+ friends and received theirs and then they build a spring poster with the cards they had received.



Spring landscapes with trolls

Funny activities of collaborative drawing have been having fantastic results for our pupils in terms of social and cognitive development!



Celebrating Europe's Day, 9th May 2018

Pupils admire the huge poster and all the materials produced for Europe's Day.



Creative writing outdoors

Children enjoy outdoor activities and get inspiration from the spring colours to write poems and creative rhymes for the Happy Mother's day.



Yoga for children

A special care for the body and mind wellbeing is enhanced in our school by our Yoga teacher who organizes a yoga lesson for children in English.



Spring/Easter Vocabulary

Country/ language	English	Slovak	Croatian	Italian	Portuguese	Turkish
Italy	daffodil	narcis	narcisa	giunchiglia	narciso	nergis
	Mother day	Deň Matiek	Majčin dan	festa della mamma	Dia da mãe	Anneler günü
	walking tour	prechádzka	razgledavanje	passeggiata	Passeios a pé	gezinti
	Easter dove	Veľkonočná holubica	Uskršnja golubica	colomba	Pomba da Páscoa	Paskalya güvercini
	strawberry	jahoda	jagoda	fragola	morangos	çilek

Portugal

Spring activities

There are many spring activities that are done to commemorate Tree's Day, Father and Mother's Day, Easter, pupils also make scarecrows and play games in the physical education class ...

Tree's Day




Father's Day



Mother's Day



Games - word search puzzle and crosswords puzzles




Physical education games



Easter traditions in Portugal

In many places of Portugal Easter Week is celebrated with candle processions at night or with theatrical representations of the condemnation and martyrdom of Christ. It is also a popular tradition to offer gifts to the godchildren. Godparents usually offer a typical Easter cake called Folar to their godchildren (or sponge cake, almonds or money), who in turn must give an olive branch to the godfather or a bouquet of violets to the godmother on Sunday (a week before Easter). This tradition can also be extended to other family members and friends that you especially like.



Easter of folar

At Easter, the houses are fully cleaned (some are also washed / painted) to receive *O Compasso* that is formed by the priest and/or his representatives on Easter day, it symbolizes the entrance of Jesus Christ into our homes, with the blessing of the priest who blesses the house and the people who live there. Family, friends and neighbors gather and kneel in the main room, where the priest gives them the cross to be kissed. At the end, everyone sits at the table that usually has almonds, Easter candies, liqueurs and Port wine to offer to the members of the *Compasso*.

In Lent, the time before Easter, it is time for fasting: people avoid eating meat on Fridays, out of respect for Jesus Christ, who was crucified on a Friday. However, Easter Sunday is both a day of feast and resurrection and people usually eat roasted lamb as it was done in ancient times.



roast lamb

In Lent, the time before Easter, it is time for fasting: people avoid eating meat on Fridays, out of respect for Jesus Christ, who was crucified on a Friday. However, Easter Sunday is both a day of feast and resurrection and people usually eat roasted lamb as it was done in ancient times.

Easter postcards and collages - At Easter, we exchanged postcards with the other countries involved in the project and made several collages with the works that the students had done.





Spring/Easter Vocabulary

Country/ language	English	Slovak	Croatian	Italian	Portuguese	Turkish
Portugal	butterfly	motýl'	leptir		borboleta	Kelebek
	rainbow	dúha	duga		arco-íris	gökkuşağı
	sun	slnko	sunce		sol	güneş
	bees	včely	pčela		abelhas	arılar
	cherries	čerešne	trešnja		cerejas	kirazlar

Turkey

Istanbul Tulip Festival

Now it's tulip season in İstanbul..!

We saw tulips in Emirgan Wood, in 125 different species.

We took the photos of tulips blooming in the Emirgan wood.



Easter/ Spring Cards



Spring/Easter Vocabulary

Country/ language	English	Slovak	Croatian	Italian	Portuguese	Turkish
Turkey	flower	kvet	cvijeće	fiore	flores	çiçek
	grass	tráva	trava	erba	relva	çimen
	meadow	lúka	livada	prato	prado	çayır
	green	zelená	zeleno	verde	verde	yeşil
	colourful	farebná	raznobojan	colorato	colorida	renkli

SUMMER

Slovakia

Summer in Slovakia

Pupils remembered how they spent summer vacations and created a lot of posters and collages about their experiences and their look at summer.



Summer, holiday and traditions - Vocabulary

Country/ language	English	Slovak	Croatian	Italian	Portuguese	Turkish
Slovakia	summer	leto	ljeto	estate	verão	Yaz
	holiday	dovolenka	praznici	vacanza	férias	Tatil
	hot	horúco	vruće	caldo	quente/calor	Sıcak
	storm	búrka	oluja	burrasca	tempestade	Firtına
	ice-cream	zmrzlina	sladoled	gelato	gelado	Dondurma

Croatia

Summer in Croatia is very interesting and festive. There is always something happening in a lot of places. There are various festivals, concerts and sporting events for all ages.

Špancirfest

Špancirfest is a street festival held in one of our most beautiful cities, Varaždin.

Špancirfest consists of many programmes like:

- Comedy fest
- Hlapec fest(children fest)
- Jazz festival



- Rhythm festival
- Street fest

Dubrovnik Summer Games

Dubrovnik Summer Games is an art-musical festival held in the centre of Dubrovnik, from July 10th to August 25th. It is one of the most prestigious festivals in Croatia.



Rapska Fjera

Rapska Fjera is a special festival held on Rab island. It is the largest medieval summer fair in Croatia.



Renaissance Festival of Podravina

Renaissance Festival of Podravina is held in Koprivnica. The Festival connects medieval historical facts and the uniqueness of Koprivnica. There are many costumed performers, medieval dishes and drinks served in wood or clay cups and plates, etc.



Film festivals

Croatia has a lot of film festivals. Some are well known in Europe.

- Animafest (animated film, Zagreb)
- Pula Film Festival
- Days of Croatian Film (Zagreb)
- Motovun Film Festival
- Zagreb Film Festival

- Vukovar Film Festival
- ZagrebDox (documentary film)



Ultra Europe

Ultra Europe is a techno music festival in Split (FC Hajduk stadium). It is one of the most popular international festivals for young people. People from all over the world come to enjoy techno music of the most popular DJs in the world.



Fresh Island Festival

Fresh Island festival is a summer music festival in Zrće, Novalja, on Pag island. The Festival hosts the most popular rappers and gathers people from all around Europe and the USA.



Đakovački vezovi

Đakovački vezovi is a traditional festival in Đakovo. The main event is the procession of the folklore groups from all parts of Croatia. They show traditional folk costumes and perform traditional songs and dances. A special part of the program is the parade of purebred white Lipizzaner horses.



Split Summer Festival

Split Summer Festival is an art festival. Next to the Dubrovnik Summer Festival, it is a festival with the longest tradition and many events: Jazz concerts, film festivals, exhibitions, performances, street theatre, etc.

Stew Cooking in Dubravica

Stew cooking in Dubravica is a small annual festival in our village. People from our municipality show their skills in making stews.



Summer, holiday and traditions vocabulary

Country/ language	English	Slovak	Croatian	Italian	Portuguese	Turkish
Croatia	Adriatic sea	Jadranské more	Jadransko more	Mare Adriatico	Mar Adriático	Adriyatik denizi
	beach	pláž	plaža	spiaggia	praia	Plaj
	sun	slnko	sunce	sole	sol	Güneş
	football	futbal	nogomet	calcio	futebol	Futbol
	swimming pool	Kúpalisko, bazén	bazen	piscina	piscina	Yüzme havuzu

Italy

Summer, holiday and traditions vocabulary

Country/ language	English	Slovak	Croatian	Italian	Portuguese	Turkish
Italy	Beach umbrella	slnečník	suncobran	ombrellone	guarda-sol	Plaj şemsiyesi
	lifebelt	Záchranná vesta	Pojas za spašavanje	salvagente	cinto salva - vidas	Cankurtaran kemeri
	sandcastle	Piesočný hrad	Pješčani dvorac	Castello di sabbia	Castelo de areia	Kumdan kale
	bucket	vedro	kanta	secchiello	balde	kova
	spade	lopata	lopata	paletta	pá	kürek

Portugal

Summer, holiday and traditions vocabulary

Country/ language	English	Slovak	Croatian	Italian	Portuguese	Turkish
Portugal	Atlantic Sea	Atlantický oceán	Atlantski ocean	Oceano Atlantico	Mar Atlântico	Atlantik okyanusu
	sunscreen	Opal'ovací krém	krema za sunčanje	Crema solare	Protetor solar	Güneş koruyucu
	sunshade	slničník	suncobran	ombra	guarda-sol	Güneşlik
	diving	potápanie	ronjenje	immersioni	mergulhos	Dalış
	travel	cestovanie	putovanje	viaggio	viajar	Seyahat

Turkey

Summer, holiday and traditions vocabulary

Country/ language	English	Slovak	Croatian	Italian	Portuguese	Turkish
Turkey	Sand	piesok	pijesak	sabbia	areia	Kum
	Sunglasses	Slnčné okuliare	Sunčane naočale	Occhiali da sole	óculos de sol	Güneş gözlüğü
	towel	uterák	ručnik	Telo mare da	toalha	Havlu
	Slipper	papuče	papuče	ciabatte	chinelos	Terlik
	Sea	more	more	mare	mar	Deniz

AUTUMNS FESTIVALS AND TRADITIONS

Slovakia

Exhibition of pumpkins monsters - Tekvičák

In Slovakia we have got a lot of beautiful traditions and one from them is time when pumpkins ripen. We carve beautiful monsters from them at home and at school. We put candle into them and after it we display them at school, at home and in the town.



Harvest of grain and ripe fruit were in Slovakia always very important and they are till this time. We pick up grain, corn, potatoes, vegetables, fruits, grapes. Then we organize exhibitions of fruit, vegetable at school.

Harvest home were popular especially in the past, but in some villages they are kept until today. People celebrate the finish of fruit and grain harvest. This tradition is the symbol of the thank for good harvest.

Grapes harvesting and vintage is a beautiful festival, young people wearing the costumes with singing and creating parade celebrate the finish of their work in the vintage. Because Vrábľe are vineyard place, in October we pick up grapes and organize vintage - the celebration of ending the grape harvest.



All Saint's Day is another beautiful holiday because in November we remember those who left this world. We usually go to the cemetery and light candles on the graves.



St. Martins is on 11th November and it is the Day when Saint Martin is used to bring the first snow. We say he is coming on a white horse.




All the time in Autumn 2018 we played with vocabulary of autumn traditions and then we created posters. We also created international collage of Autumn traditions after meeting in Turkey. We spent great time with our project.




Croatia

Our students enjoyed making these paper apples in various colours. Each apple has a few positive thinking quotes to brighten up your day. You can't eat them, but you can read them.



Turkey



Autumn traditions and festivals / September 2018 Vocabulary

English	Slovak	Croatian	Italian	Portuguese	Turkey
Festival	Slávnosť	festival	sagra	festival	Şenlik/Festival
Tradition	Tradícia	tradicija	tradizione	tradição	Gelenek
Pumpkin	Tekvica	bundeva	zucca	abóbora	Kabak
Exhibition of pumpkins monsters	Výstavka strašidielok z tekvic	Izložba bundeva čudovišta	Mostra di zucche	Exposição de abóboras monstros	Kabak canavarlarının sergisi
Kites games	Šarkaniáda	Igra zmajevima	Giochi con aquiloni	Jogos com papagaios	Uçurtma oyunları
Grapes harvesting	Zber hrozna	Berba grožđa	vendemmia	Vindimas	Üzüm hasadı
Harvest home	Dožinky	Žetelačka pjesma	raccolto	Vindimas manuais	Hasat sonu
Vintage	Vinobranie	berba	vintage	Colheita especial	Bağbozumu
Fruit exhibitions	Výstava ovocia	Izložba voća	Mostra di frutta	exposição de frutas	Meyve sergileri
Vegetable exhibitions	Výstava zeleniny	Izložba povrća	Mostra di verdure	exposição de legumes	Sebze sergileri
Feast	Hody	gozba	festa	festa	Bayram

CHRISTMAS GIFTS 2018

Slovakia



Croatia





Turkey



WE ARE COUNTING TOGETHER -

VOCABULARY

Slovakia

We are counting together vocabulary

Country/ language	English	Slovak	Croatian	Italian	Portuguese	Turkish
Slovakia	Maths	matematika	matematika	matematica	matemática	Matematik
	number	číslo	broj	numero	número	Sayı/numara
	plus	plus	plus	più	mais	Artı
	minus	mínus	minus	meno	menos	Eksi
	one	jedna	jedan	uno	um	bir

Croatia

We are counting together - vocabulary

Country/ language	English	Slovak	Croatian	Italian	Portuguese	Turkish
Croatia	division	delenie	dijeljenje	divisione	divisão	bölme
	multiplication	násobenie	množenje	moltiplicazione	multiplicação	çarpma
	count	počítat'	računati	contare	contar	saymak
	rectangle	obdĺžnik	pravokutnik	rettangolo	retângulo	dikdörtgen
	cube	kocka	kocka	cubo	cubo	küp

Italy

We are counting together - vocabulary

Country/ language	English	Slovak	Croatian	Italian	Portuguese	Turkish
Italy	three	tri	tri	tre	três	üç
	four	štyri	četiri	quattro	quatro	dört
	five	pät'	pet	cinque	cinco	beş
	six	šest'	šest	sei	seis	altı
	seven	sedem	sedam	sette	sete	yedi

Portugal

We are counting together - vocabulary

Country/ language	English	Slovak	Croatian	Italian	Portuguese	Turkish
Portugal	addition	sčítanie		addizione	adição	Toplama
	subtraction	odčítanie		sottrazione	subtração	Çıkarma
	sequences	postupnosť		sequenze	sequências	Ardışık
	eleven	jedenást'		undici	onze	On bir
	twelve	dvnást'		dodici	doze	On iki

Turkey

We are counting together - vocabulary

Country/ language	English	Slovak	Croatian	Italian	Portuguese	Turkish
Turkey	eight	osem	osam	otto	oito	sekiz
	nine	devät'	devet	nove	nove	dokuz
	ten	desat'	deset	dieci	dez	on
	twenty	dvadsat'	dvadeset	venti	vinte	yirmi
	thirty	tridsat'	trideset	trenta	trinta	otuz

SPRING

Slovakia

Spring - Holiday and festivals - Vocabulary

Country/ language	English	Slovak	Croatian	Italian	Portuguese	Turkish
Slovakia	festival	sviatok	festival	festival	festival	festival
	Daffodil day	Deň narcisov	Dan narcisa	Giorno delle giunchiglie	Dia de Narciso	Nergis günü
	Children day	Deň detí	Dan djece	Giornata dei bambini	Dia da Criança	Çocuklar günü
	snowdrop	snežienka	visibaba	Gocce di neve	Flocos de neve	kardelen
	Mother Day	Deň matiek	Majčin dan	Festa della mamma	Dia da Mãe	Anneler günü

Croatia

Spring - Holiday and festivals - Vocabulary

Country/ language	English	Slovak	Croatian	Italian	Portuguese	Turkish
Croatia	April Fools Day	Deň bláznov	Prvi april	Primo aprile	Dia das mentiras	Nisan bir
	bunny	králiček	zeko	coniglio	coelho	tavşan
	spring break	Jarné prázdniny	proljetni praznici	Vacanze di primavera	Férias da primavera	Bahar tatili
	allergy	alergia	alergija	allergia	alergia	alerji
	cycling	bycikovanie	Bicikliranje	Andare in bicicletta	ciclismo	Bisiklet sürmek

Italy

Spring - Holiday and festivals - Vocabulary

Country/ language	English	Slovak	Croatian	Italian	Portuguese	Turkish
Italy	Spring	jar	proljeće	primavera	primavera	ilkbahar
	bee	včela	pčela	ape	abelha	arı
	garden	záhrada	vrt	giardino	jardim	bahçe
	strawberry	jahoda	jagoda	fragola	morango	çilek
	rose	ruža	ruža	rosa	rosa	gül

Portugal

Spring - Holiday and festivals - Vocabulary

Country/ language	English	Slovak	Croatian	Italian	Portuguese	Turkish
Portugal	flowers	kvety	cvijeće	fiori	flores	çiçekler
	cherries	čerešne	trešnje	cigliegie	cerejas	kirazlar
	Sun	slnko	sunce	sole	Sol	güneş
	Colours	farby	boje	colori	cores	renkler
	swallows	lastovička	lastavice	rondini	andorinhas	kırlangıçlar

Turkey















Vocabulary – We played vocabulary and counting

Missing Vowels Game:

The vowels have been removed from the following partner countries language words. Look at the words and try to guess the words by completing the missing letters.

Good luck...

ENGLISH										PARTNER COUNTRIES											
M	I	N	U	S	→		K	S													
P	L	U	S	→	M			S													
A	D	D	I	T	I	O	N	→		D	D		Z			N					
R	E	C	T	A	N	G	L	E	→		B	D		Z	N	K					
T	W	O	→	D	V																
C	U	B	E	→	K		P														
T	E	N	→	D		S		T													
F	I	V	E	→	C		N	C													
T	W	E	N	T	Y	→	D	V		D	S			T							
S	E	V	E	N	→	S		T	T												

Spring - Holiday and festivals Vocabulary

Country/ language	English	Slovak	Croatian	Italian	Portuguese	Turkish
Turkey	spring feast	Jarné hody	Proletna gozba	Festa primavera di	Festa da Primavera	Bahar bayramı /Nevruz Bayramı
	Migratory birds	Sťahovanie vtákov	Ptice selice	Uccelli migratori	Aves migratórias	Göçmen kuşlar
	daisy	sedmokráska	tratinčica	margherita	Margarida	papatya
	stork	bocian	roda	cicogna	cegonha	leylek
	verdure	zeleň	zelenilo	verde	verdura	otlar

CLIL IN ART

Slovakia

We organized CLIL in Art in two classes - 3rd and 4th. In one children were painted picture by teacher's instructions, this way they learnt - repeated colours and body vocabulary.

In 4th class children were painted fruits and vegetables and talked about this topic with the teacher.





Croatia

We realized international CLIL lesson in Croatian school during meeting in November 2017. We talked about colours and painted leaves. Lesson was very interesting and it was great experience for all teachers and also pupils from Croatia and Slovakia.



Italy



Portugal



Turkey



CLIL IN SCIENCE OR PRE-PRIMARY SUBJECTS

Each partner realized CLIL in SCIENCE at own school and created video about the lesson. Then we watched results during meeting in Slovakia and discussed this didactic method.

Slovakia





Croatia

We had our CLIL lesson in science. We learned about the human body – the body parts and the organs.




Italy

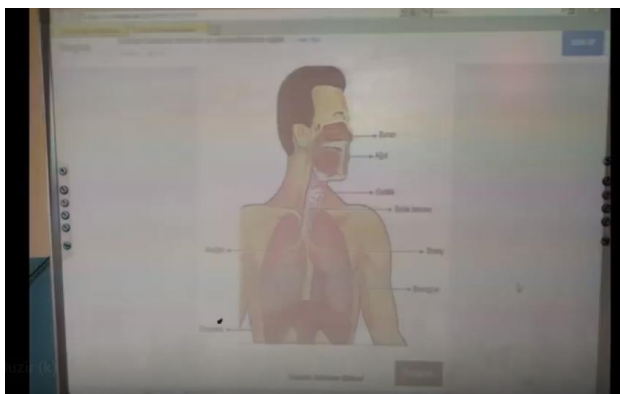
Our CLIL project relates to science and focuses on plants. Pupils are engaged in planting different seeds, caring for the new plants, observing and describing their development. They learn the parts of a plant and a flower in English.



Portugal



Turkey



CLIL IN MUSIC

We organized CLIL in Music as the international activity during the meeting in Slovakia. Children were very clever, actively talked about musical instruments and orchestra, worked with interactive program on interactive board. In the second part of lesson we sang some songs in English together. The third part of this lesson belonged to the Anthem of our project. Each team created several lines in homeland language and then we made a chorus in English. The result – beautiful international song presenting our relationship to our project.

We sang this anthem in international program „We sing and dance together“ , which we realized during meeting in Slovakia.



CLIL IN PE

All partners - teachers and pupils took part in international CLIL lesson of PE realized during meeting in Portuguese school. We all played ball games, basketball, football, we organized various competitions in running and jumping. All students trained international dance together. All instructions were in English.

Slovakia



Croatia

CLIL in PE – We had a PE lesson in English. The children practiced different volleyball, basketball, handball and football techniques and jumped over the skipping rope.



Italy



Portugal



😊😊

Turkey



CLIL IN HISTORY

Slovakia

We organized CLIL in History for pupils of 5 th class. We talked about the power of nature - Fire, wind and water.

Pupils cooperate with the teacher and answer the questions. Presentation with pictures helped them with answers.

Questions: What natural powers started people to use?

What can you see in the picture? Let's say it together.

What did a man start to use the fire/ water/ wind for?

How can we say "koleso" in English?

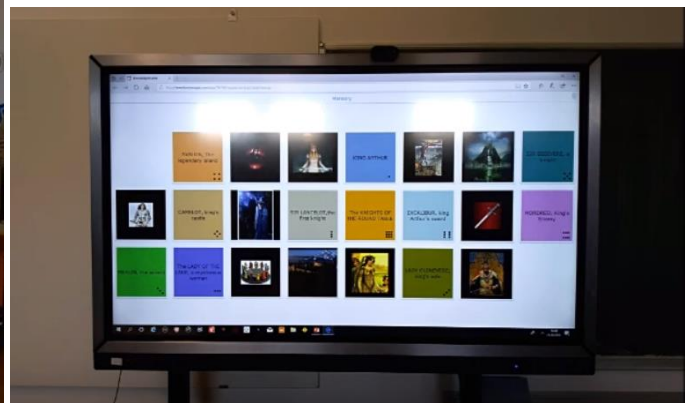

We worked with interactive board - the students connected the pictures of natural powers/ wheel with the ways of usage.

Last 10 minutes pupils worked in groups - their task was to match the pictures to the correct power (water, wind, fire or wheel). They learnt new vocabulary: sails, wheel, food, a watch, electricity station, wind, metal, tools, mill. We also revised already learnt vocabulary- a bike, a car, water, fire, drink, etc.



Croatia





Portugal



Turkey

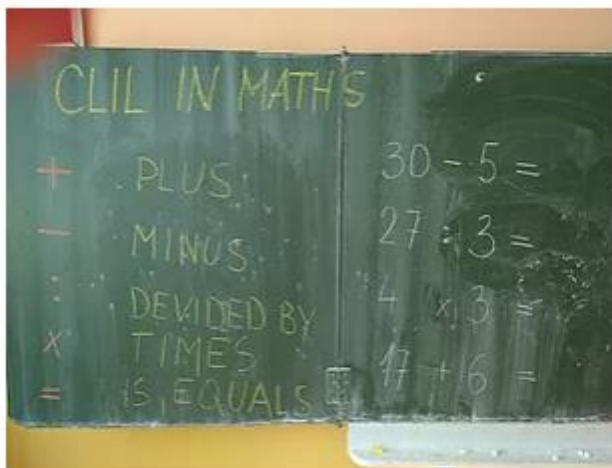
History with the method of Hazmi; Courses are organized by interdisciplinary cooperation. Together with the classroom teacher, a psychology teacher, an English teacher, a teacher of religion, a science teacher, a history teacher, a social teacher enters the classes. Each teacher contributes in the lesson with his / her own perspective. Teachers help students to find a multifaceted solution to historical problems.



CLIL IN MATHS

Slovakia

We realized CLIL in Maths in 5th class. we counted and talked in English at the same time. We calculated mathematical examples, we played BINGO with numbers, solved crosswords.



Croatia

Today we had a CLIL lesson in Maths.

Students learned what is tangram and revised the geometric shapes they already knew.

They enjoyed creating different designs and they were very creative. It was a correlation of Mathematics with Art.

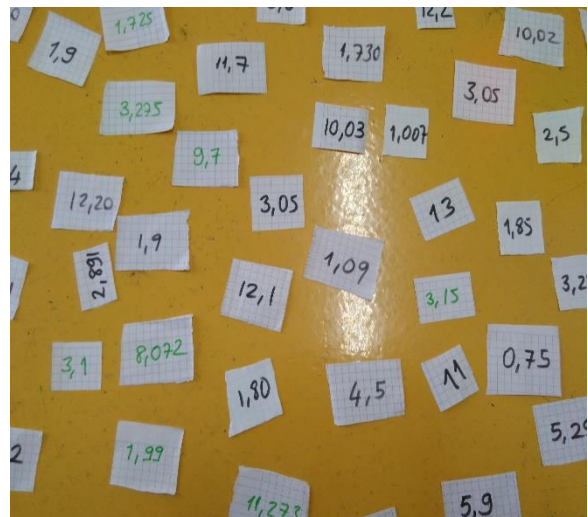





Turkey

<u>2018-2019 ACADEMIC YEAR FATIH PRIMARY- SECONDARY SCHOOL</u>	
<u>LESSON PLAN</u>	
Lesson	MATH
Grade	5/A
Date / Time	12.03.2019 / 40+40'
Unit	Numbers
Topic	Decimal Numbers /Comparing DecimalNumbers
Goals	<i>Decimals numbers sorting in ascending or descending</i>
Methods and techniques	<i>Expression, question-answer,showing,Flipped classroom,desing thinking, self-lerarning, gamification,Activity, quiz, games</i>
Materials	<i>Student's book,Cartoons, Conversations,Illustrations, Songs,Videos, Chants and Songs,Drama (Role Play),Questions and Answers,Reordering</i>
The key terms	Greater than/ less than /equal to
Introduction	<p>Hold up some to get students excited about the lesson!</p> <p>Students will be able to compare two decimals by using place value to determine whether one is greater than, or equal to the other.</p> <ul style="list-style-type: none"> • Remind students of the terms greater than $>$, less than $<$, and equal to $=$ • Write the following two numbers on the board with a space between them : 2,31 and 3,1. • Ask students how they know that 2,31 is greater than 3,1. Many students will say because it is a “bigger” or “longer” number.

	<ul style="list-style-type: none"> • Next write the following two decimal on the board with a space between them 2,5 and 3,7 • Ask students to explain why 3,7 is greater take several examples.
End of the lesson	Activity (5 mins): Write decimal numbers on small cards. Write the following two numbers on the board with a space between them : 10,3 and 12,28. The students will find the numbers between two decimal numbers by pipette.
Assessment and evaluation	Doing a quiz



CLIL IN LITERATURE

Slovakia

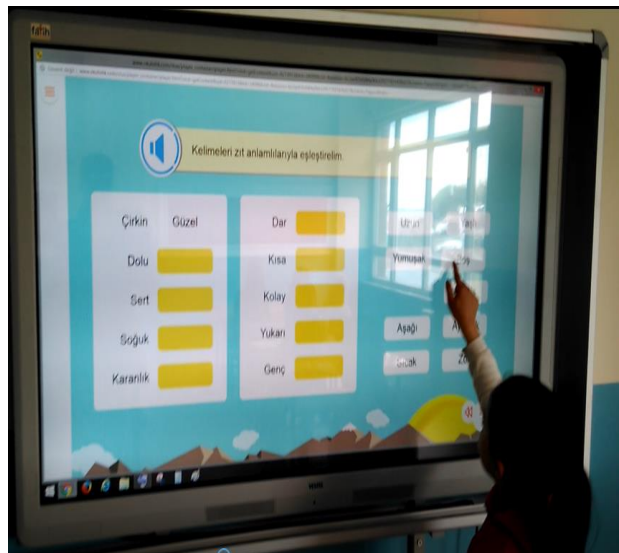
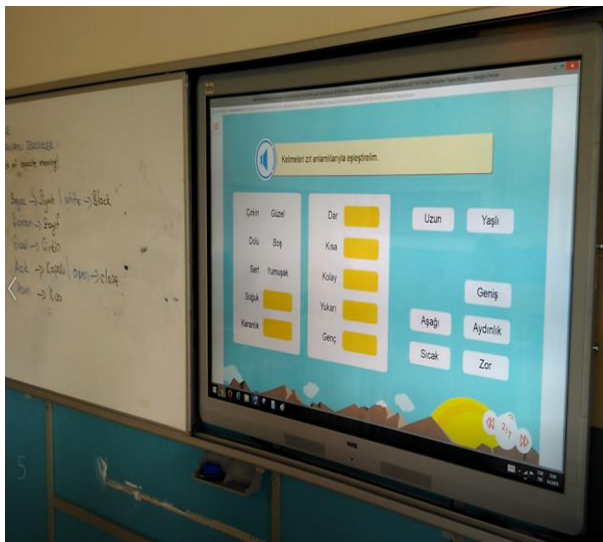
We realized CLIL in literature in 4th class at our school. We have read the Fairy Tale story: Gingerbread house - in English. Then we created booklet from pictures - we put them in the order and the book was ready. We have done some exercises - circled the correct answers to the questions, counted letters in the words, learnt new vocabulary. We got new knowledge and spent great time with English again



Turkey

<u>2018-2019 ACADEMIC YEAR FATIH PRIMARY- SECONDARY SCHOOL</u>	
<u>LESSON PLAN</u>	
Lesson	Literature
Grade	5/A
Date / Time	09.04.2019 / 40+40'
Topic	Language Arts/ Antonyms
Goals	Students will be able to provide examples of antonyms for a specific word in poems or other literary works
Methods and techniques	Expression, question-answer, showing, Flipped classroom, design thinking, self-learning, gamification, Activity, quiz, games
Materials	Student's book, EBA Web site, Smart board, Conversations, List of examples to use in group/class activity, Drama (Role Play), Questions and Answers, Reordering
The key words	antonyms/synonyms

Introduction	<p>Teacher should first explain what an antonym is, writing a word on the board and providing several examples of antonyms.</p> <ul style="list-style-type: none"> • Write a sentence on the board, selecting a specific word for . • which students will provide antonyms. • Have students substitute their antonym in the same sentence. • Have the students look up the word in the English Talking Dictionary and see what additional antonyms are found.
End of the lesson	<p>Students will do studies related to finding antonyms words on the interactive board.</p>
Assessment and evaluation	<p>Students should email or print out their documents to teachers to review (Depending on teacher preference, students could use TWP to extract the antonyms/synonyms to a separate document and print only the list of words for the teacher to review.)</p>



INTERNACIONAL MEETING

Slovakia

International meeting in Slovakia

We met in February 2018 in Slovakia in the town of Vrábľe – in ZŠ s MŠ V. Záborského. We organized all activities according to the plan.

1. Monday: We and the Mayor of Vrábľe welcomed them.

Each partner presented a film and presentations on the topic: Winter

2. Tuesday and Friday: We organized the excursion to the capital city Bratislava and to Nitra city to know the history and culture of Slovakia better.

3. Wednesday: We attended a Music class, in which the CLIL method was used. There we talked about the musical instruments and the orchestra. Then we created the Anthem of our project together.

Children painted the common collage to show their relationship to this project.

4. Thursday: We exchanged the masks which were made by our pupils and then we made the international collage of Masks.

We organized the International Project Day – Let's sing and dance together. We all sang, danced and played using the English language. We informed the parents and the community about our project and all of its results and meetings.



Croatia

The meeting in Croatia was realized from 27th Nov – 30th Nov 2017

The topic was - **Autumn and autumn traditions**. We began with a welcome program in which the Croatian student Erasmus group performed a play and all the participants introduced themselves, their schools and countries.

We had a guided tour of Zagreb the same afternoon. The participants were able to see the centre of Zagreb and had some free time to explore on their own.

We visited the local municipality building and kindergarten in Pušća.

We organized a CLIL lesson in Art, where we talked about autumn, the different colours and changes in nature we notice and about the materials we will need in order to draw our leaves. The children painted leaves with water colours, cut them out and displayed them on the Erasmus board.

We watched presentations and films about local activities of each school and presented art that each school prepared: vocabulary games with memory cards, creating autumn related artwork, presentations about autumn, the school logo and mascot, making and flying kites in the school yard. The teachers prepared and presented an autumn-related play “The Hedgehog’s home” to the first and second grade students of our school.

Finally, we had a goodbye dinner party where we presented the certificates, exchanged gifts – memories made by our pupils and the Art teacher, danced, played games with the children and had a great time – a wonderful way to end our first international meeting.

Program for meeting in Croatia

Short - term exchange of pupils in Pušća

27th Nov – 30th Nov 2017

Monday 27th November - Arrival of partners

Tuesday 28th November

Opening welcome program at school, coordinator meeting, visit to Zagreb.



Wednesday 29th November

Visit to the Town Hall and local kindergarten, Welcome programme at DS Dubravica, vocabulary games for pupils, play workshop for adults – *The Hedgehog's Home*, dinner.



Thursday 29th November

Activities at school - CLIL in Art, International collage. Play workshop – *The Hedgehog's Home*, presenting the project work done at participating schools so far, performing the play to first and second grade pupils.

Lunch, free time and Farewell dinner at Mont Antonio.



Friday 30th February
Departure of all partners





Portugal

Meeting in Portugal was realized 20 - 26 May.

We got know other european country, its culture, history, school system. We visited some schools of Fajões cluster of schools.

We presented films of school activities and presentatons about spring and traditions.

We played with vocabulary of Spring / Easter, did some crosswords, puzzles, riddles in computer and also on paper together.

We spent great time in lessn Clil in PE. We learnt the dance for last day, we played ball games.

We created international collage of spring - Each school exchanged artworks to create similar collages at own schools.

We visited Porto, saw some historical sights, we got nice experience from Discovery museum.

Last day we spent at school realizing Erasmus Day and Project Day. Each school performed some traditional dances, we played again with English, saw all results of our project created by Portuguese pupils and some international results - collages, artworks.

Wonderful meeting, great experiences. Thank you for that, dear Portuguese team of teachers and students.





Turkey

The international final meeting in Turkey was realized from 5th Nov – 9th Nov 2018

The topic was - Autumn holidays and festivals works of art. We began with a welcome program in which the Turkey students Erasmus group performed a played local and traditional games.

We watched presentations and films about local activities of each school and presented the festivals that each school prepared.

We visited the historical places of the Istanbul. These places were interesting for all participants. Weather was very nice we spent nice time together. In Istanbul we visited the Panorama 1453 history museum, Süleymaniye mosque, Café Sefar-I Hürrem (for landscape photos and coffee), Grand Bazaar, Hagia Sophia museum, Sultanahmet(Blue) Mosque and Leander's Tower – Maiden Tower.

All participants had chance to know Istanbul a bit better.

We created collage about autumn festivals with Turkey pupils and partner school teachers. That were interesting activities.

We spent great time in lesson CILL in history. The subject was the conquest of Istanbul.

Our kindergarten pupils created short apple festival at school.

We visited the Education Director of the Arnavutköy District, Mayor of the Arnavutköy and district governor.

Finally, we had a goodbye dinner party where we presented the certificates, exchanged gifts, danced and had a great time a wonderful way to our final international meeting.

