

# Collage with AutoCollage

**AutoCollage** is an application for automatically creating **collages** from your images.

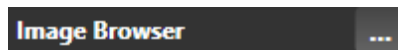
You can **download** it from here:

<https://www.microsoft.com/en-us/download/details.aspx?id=52033>

Once the application is **installed**, it opens from its **icon** on the desktop.




On the right, find and press the **Image Browser ... button**:



In the new window, you search and select the **folder** with the images from your computer.

Then, press the button:

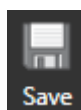


to **create** your collage.

**It's so simple!**

If you don't like the way images are placed, click **Create** again to make a new collage.

**Save** your collage in your folder by clicking on the button:



For your collage you can download free images from web site: <https://pixabay.com/>