


Creating an on-line test using Socrative. Instructions by E.Kokkinou

- Open a web browser and type www.socrative.com .



Now, if you are a teacher and it is your first time using Socrative, select **Teacher Login**.

Select Get Free account for the first time or type your email address and your password for every other time and then Sign in.

Let's assume it is your first time and you have selected **Get Free account**. This screen should appear at your monitor.

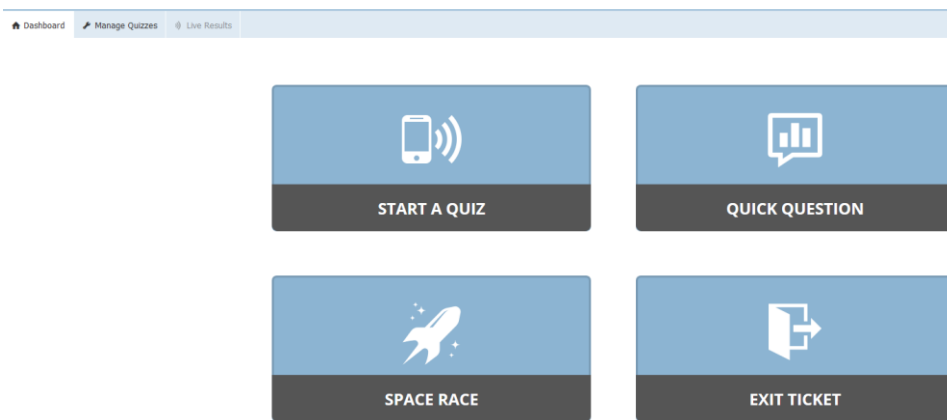
- Fill your information at the above form. Do not forget to click to “I agree to the Terms”. **Submit** your application to get an account.
- You will receive a welcome email to the email address submitted at the form.



Welcome to Socrative!

We are happy to have you in the community. Like you, we think it's important to visualize student understanding. That's why we've developed an easy-to-use tool for building assessments and seeing results in real-time. It's everything you need to improve instruction and help student learning.

- Now it is the time to **start your own quiz**:



- Then select **Manage quizzes >>>> Create Quiz**

Name Your Quiz...

Yes No Share Quiz: SOC-17679488

+ Add Tag

ADD QUESTION:

- Select the **type of question** you would like to add in your quiz. You have three options: Multiple choice, True/False and Short Answer. Do not forget to **name** your quiz (concerning the area of interest) and select YES when it asks to share it.


Let's have a look to each type of question.

Multiple choice

You can add an image too

#1

Formatting: No



ANSWER CHOICE

ANSWER CHOICE			CORRECT?
A	<input type="text"/>	x	<input type="checkbox"/>
B	<input type="text"/>	x	<input type="checkbox"/>
C	<input type="text"/>	x	<input type="checkbox"/>
D	<input type="text"/>	x	<input type="checkbox"/>
E	<input type="text"/>	x	<input type="checkbox"/>

+ ADD ANSWER


Explanation:

Type the question into the space above and the different answers (A, B, C..) and then click on the correct one. If you would like, you can add an explanation but it is not necessary. You can eliminate the possible answers by pressing x or you can add possible answers by add answer. At the end select Save.

True False

#2

Formatting: No



Correct Answer:


Explanation:

Type the question and you can also add image. Then select the correct answer. Is it True or False? Save to proceed to the next question.

Short answer

#3

Formatting: No



Correct Answers (Optional)

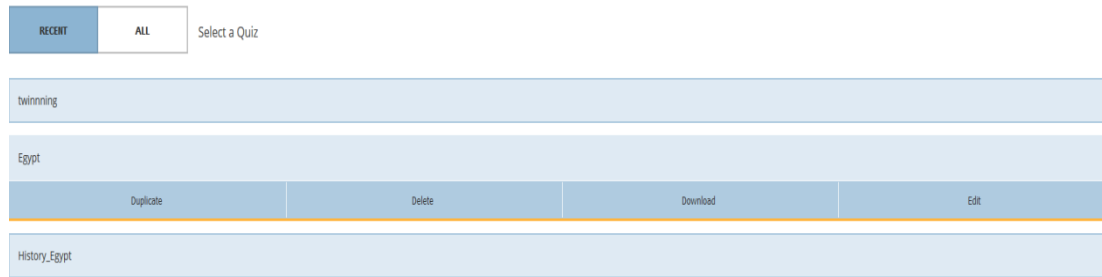
+Add -Delete

Explanation:

At this type of question you can add possible correct answers but it is not necessary. However, it is preferable since the student will know the correct answer immediately after his answer.

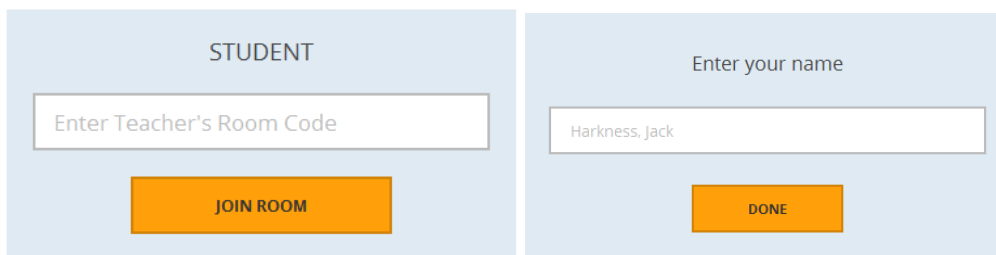
Press **Save and Exit** after you finish the quiz.

If you select Manage Quizzes, you can see your different quizzes arranged by title. If you select a quiz, you have the option of duplicating, deleting, editing or downloading it.



Write down the room No.

Now, the instructions to guide your students to participate: tell them to visit www.socrative.com. They should select Student Login. Your room number should be known to the students and they have to type it below and then press **Join room**. If the student enter the room, they type their real names (not nicknames).



Run the Quiz

As a teacher you should go to **Dashboard** >> **Start a quiz** >> Select the quiz >> Custom the settings you would like and then press **START**.

At teacher's monitor it would be able to watch the progress of each student, the correct and false answers the students have given, at real time, but also at spreadsheets, pdf, etc. for later use. The Quiz finishes when the teacher presses the Finish button. Then there are three options Get reports, View Charts, To DashBoard.

Space Race

If you go to teacher's Dashboard you can select a quiz to run as a Space race rather than an individual quiz. Choose Space Race and then arrange settings according to your preference. Press Start and the class will get very enthusiastic!!!!

SELECT A QUIZ ▼

NUMBER OF TEAMS ▼

Auto-assign teams ▼

Rocket ▼

No Hide Student Right/Wrong Feedback

START