

Secret Agent



007



Hello teachers,

Would you like to change your teaching methods?

Would you like to start an eTwinning project and you don't know how?

Use this guide, find some partners from abroad and prepare the missions for your students.

Hi students,

Wanna play an awesome game during a school year?

Wanna become a Secret Agent?

Are you intelligent and creative?

Complete six missions and work for Secret Service. The future is in your hands.

PREFACE

The game „Secret Agent 007“ is meant to be useful and practical material for schoolteachers with no experience who want to start eTwinning cooperation, for teachers who want to change the teaching methods into more innovating and modern ones or for students who want to experience the new trend of modern teaching. We believe the game can inspire you and your students in the same way it inspired us.

Group of authors

Martin Raška, Lenka Rašková, Rosa Giuliano, Josefa Cañadas Pérez, Arife Hodul, Mira Hamrit

Graphic design

Mgr. Martin Raška

The game was created in cooperation of the teachers from the Czech Republic, Italy, Spain, Turkey, France within the eTwinning project in school year 2017/2018.

„The European Commission support for the production of this publication does not constitute an endorsement of the contents which reflects the views only of the authors, and the Commission cannot be held responsible for any use which may be made of the information contained therein.“



Co-funded by the
Erasmus+ Programme
of the European Union



SECRET AGENT 007

Introduction

About the project

We introduce you the project Secret Agent 007 to use more creative and challenging way of teaching which can bring your students more fun and enthusiasm. The storyline is based on famous film Agent 007 and its main character - James Bond.

The project encouraged the students to exchange the facts about their life in a funny themed game. The students talked about their family, school, town, free time etc. The project involved six schools with students at the age of 11-12.

To become a secret agent and start working for the Secret Service, the students have to complete six challenging missions, each focused on a different aspect of English language such as vocabulary, grammar, listening, speaking and various types of cooperation especially team cooperation, creativity, communication. The agents are highly encouraged to use the different ICT tools.

After completing each mission, the students will be rewarded with one of the James Bond's hi-tech gadgets. If they get all the gadgets, they become secret agents and can work for the secret service.

The project lasted eight months including preparation, completion, and evaluation.

Aims of the project

Secret agent 007




- the students improve their English
- the students learn new facts about life and culture in different countries
- the students develop new ICT skills (video making, photography, presentations etc.)
- the students gain knowledge through cooperation
- support problem solving learning

Missions

- Mission 1 - Homepage
- Mission 2 - Voki Avatar
- Mission 3 - Questionnaire
- Mission 4 - Describing headquarters
- Mission 5 - Video guide
- Mission 6 - Skype meeting

How to start

Before you start, motivate your students by playing them a short video with Agent 007 as an introduction for the game.



To motivate your students prepare game card in which they can stick their reward.

Print out the identity cards and game cards and give them to the students. Tell your students to dress up as agents and take a photo and place it on a school notice board.

Now you are ready to explain the first mission.



To show a progress to other students or schoolmates you can print out the identity card.

Mission 1

Mission objectives

Mission 1 focuses on the following aspects:

- to learn how to write personal information
- to learn how to comment someone's homepage
- to boost communication skills
- to boost creativity of internet design

Time

- one month

Realization

Draw a homepage with the text and pictures about yourself on the paper A4 and paste it in the forum. The homepage has to be hand-made. Then write at least three comments on other students' homepages.

Rules:

- a) You can't comment the friends' homepages from the same school
- b) You can make only comment on one homepage
- c) You have to comment three various homepages from three different countries

ICT tools

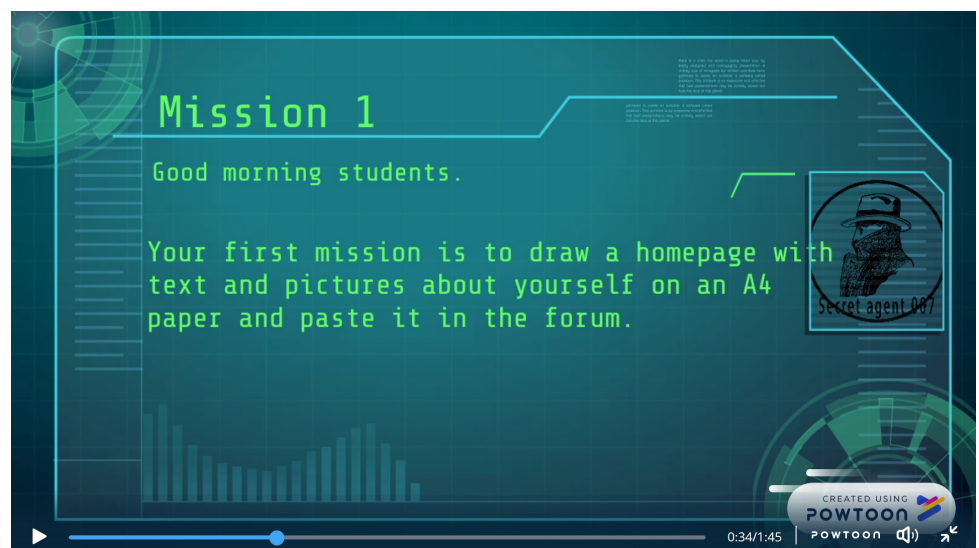
- padlet (www.padlet.com)
- Twinspace- Forum

Award

- false finger prints



Example of the student's homepage.



Instructive video of Mission 1 - click on the picture.

Mission 2

Mission objectives

The aim of this mission is to improve the students four language skills with a specific attention to the English speaking and listening skills, thus giving learners opportunities to use the language for the exchange of real information and to build confidence and fluency.

- to practise speaking
- to practise making questions in 3rd person singular
- to develop listening skills (listening for specific information)
- to practise communication with the peers from abroad

Time

- one month

Realization


Students will create their own Spy-Avatar, recording a one-minute audio track about their daily routine, talking in the 1st person. Then, they will prepare three questions in the third person on it. They will upload all the materials onto the Forum. Finally they will listen to one of the others foreign partners' recording and they will answer to their three questions.

ICT tools

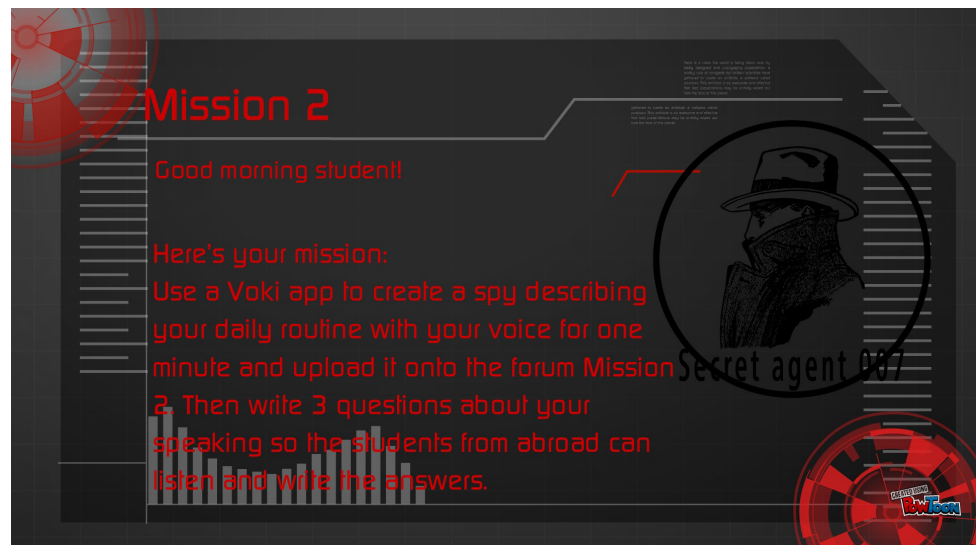
- VOKI - (<http://www.voki.com>)
- Twinspace- Forum

Award

- X-ray Glasses



Example of the student's Voki Avatar .



Instructive video of Mission 2 - click on the picture.

Mission 3

Mission objectives

This mission focuses on how to practise students' questions in an interesting way. The students are supposed to prepare a set of questions - a questionnaire about the topic they are interested in. Apart from that, they also have to answer someone's questions, too.

- to practise asking and answering questions in an extended form
- to practise communication with peers from abroad
- to learn interesting facts about peers from abroad

Time

- one month

Realization

1. Prepare the questionnaire about the topic you are interested in.
2. Questions have to start with a question word (why, where, when, why, how etc.).
3. Write 10 questions using a question word into the forum and answer someone else's questions in a full sentence.
4. When posting on the forum write your name and country as a title.
5. Maximum 3 students can answer someone's questions.

ICT tools

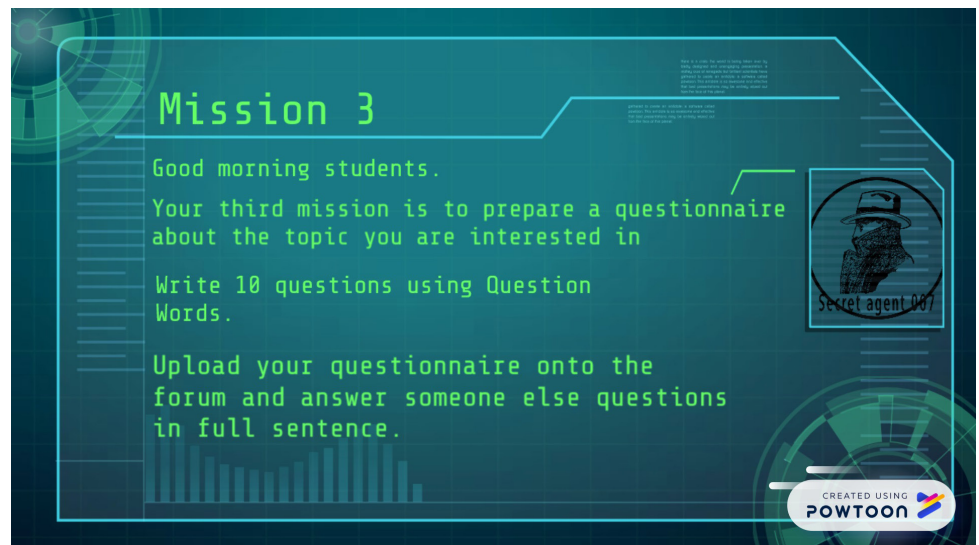
- padlet.com
- Twinspace Forum

Award

- Jetpack



Example of the student's dialogue.



Instructive video of Mission 3 - click on the picture.

Mission 4

Mission objectives

The mission 4 practises students listening and speaking and focuses on specific vocabulary - housing. The teacher should explain to the students how to use ICT tools in order to succeed in this mission.

Main objectives are as follows:

- to practise listening for specific information
- to practise speaking - describing a flat/house
- to draw a ground plan of a house according to the listening
- to learn vocabulary related to housing
- to learn how to record audio with a mobile

Time

- one month

Realization

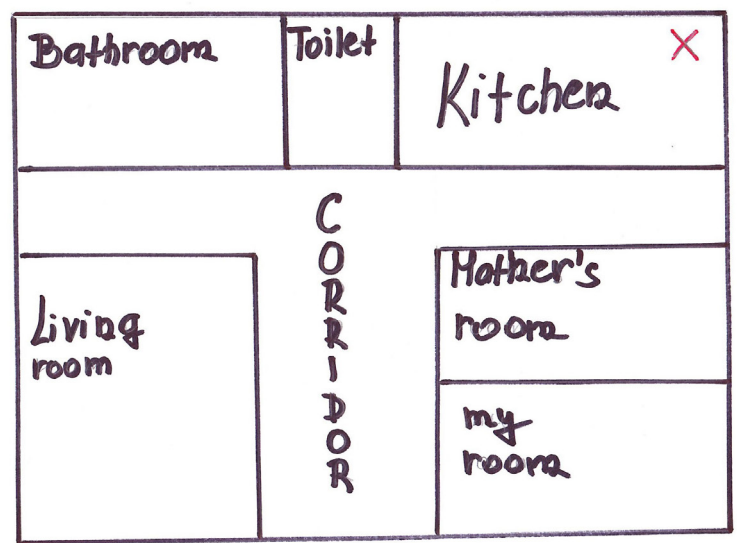

1. Draw a ground plan of a house/flat
2. Record the audio of the plan using your mobile
3. Upload the the recording into a forum - Mission 4
4. Choose someone's audio description and listen to it
5. Draw a plan and upload it into a same thread and mark the secret hidden object.

ICT tools

- twinspace forum
- using mobile
- audio editing
- <https://online-voice-recorder.com>

Award

- Ring camera



Your secret object is kitchen table.

Example of the student's house description.



Instructive video of Mission 4 - click on the picture.

Mission 5

Mission objectives

This mission aims to teach students how to use ICT skills in a practical way. Before the mission starts we recommend the teachers to get the students familiar with a number of programmes they may use for editing a video, recording an audio etc.

Main objectives are as follows:

- to practise speaking
- to learn cooperation
- to learn how to record a video
- to learn how to make and record an interview

Time


- one month

Realization

1. Devide your students into three groups
2. Share the following tasks so that each group will complete one. The tasks are:
 - a) Guided tour along your school
 - b) Interview - make an intreview about your school (teacher, student, school staff)
 - c) School activities - record the short video about the school activities you are proud of
3. Post the videos on padlet
4. The teacher decides if you were active enough in this task to receive the award :-)


ICT tools

- <https://online-voice-recorder.com>
- video editing - kizoa.com, powtoon.com

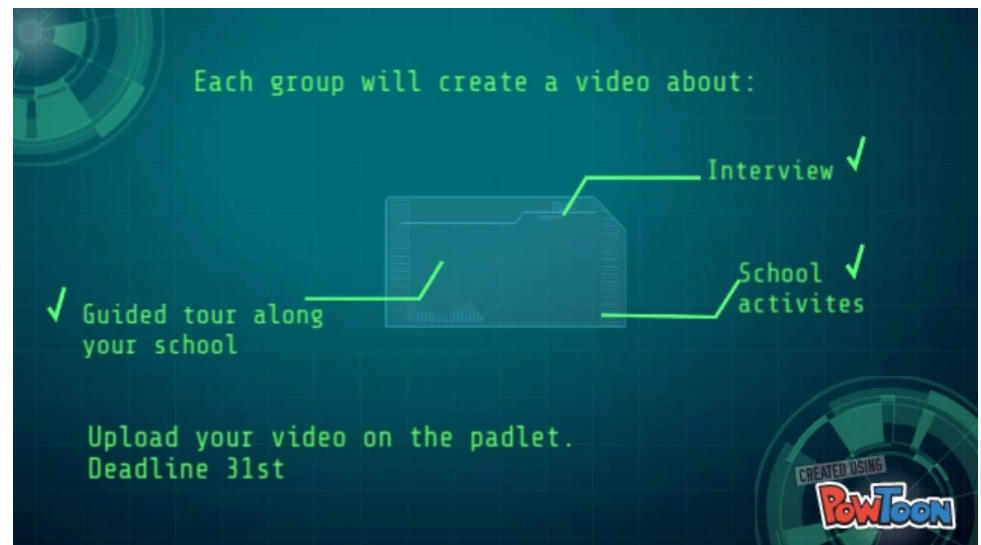


Award

- Cutter wristwatch



Example of the student's Turkish video about their school.



Instructive video of Mission 5 - click on the picture.

Mission 6

Mission objectives

In the last mission the students are supposed to arrange the whole skype conference with the agents from abroad.

Main objectives are as follows:

- to practise speaking
- to learn new information about another school, culture etc.

Time

- one month

Realization

The plan for the conference is:


1. students briefly introduce themselves one by one
2. topics: town, country, school rules
 - teach the students from abroad an easy dialogue and tongue twisters in your language
3. whatever the students will want to talk about (feel free to change it according to your needs)

ICT tools

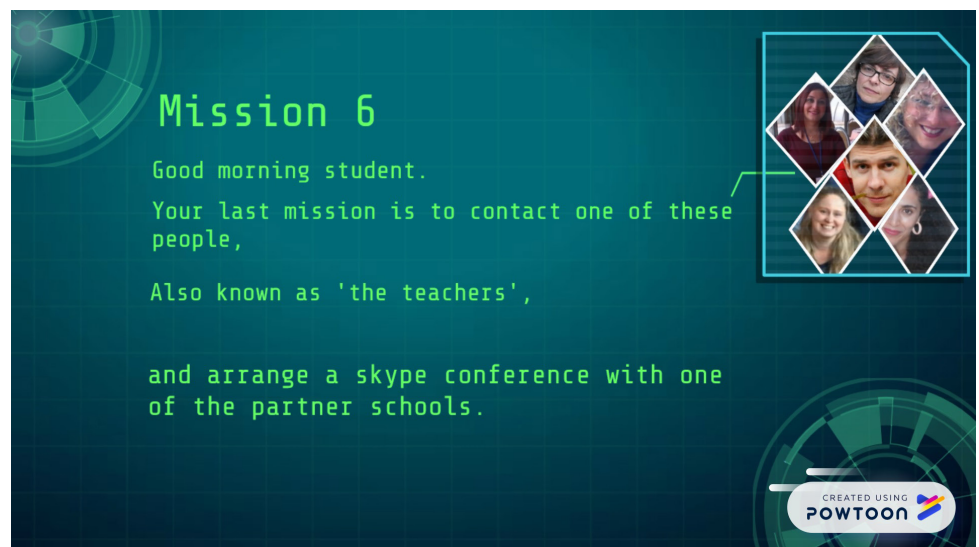
- VOKI - (<http://www.voki.com>)
- Twinspace- Forum

Award

- Car invisible cloak



Example of the skype conference between Czech and Italian school.



Mission 6

Good morning student.

Your last mission is to contact one of these people,

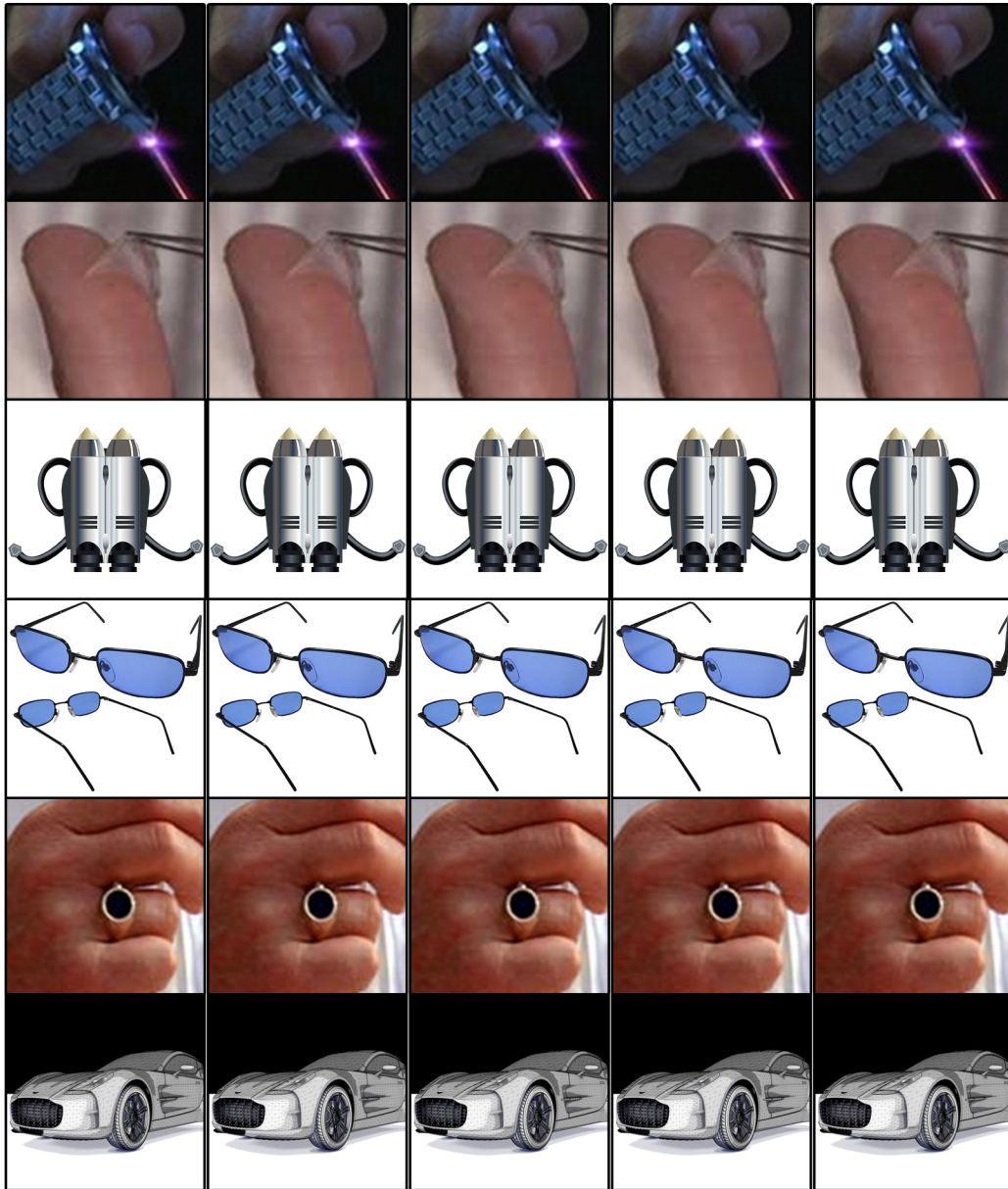
Also known as 'the teachers',

and arrange a skype conference with one of the partner schools.

CREATED USING
POWTOON

Instructive video of Mission 6 - click on the picture.

Gadget list, game card, identity card



SECRET AGENT CARD

TOP SECRET

False finger prints	X-ray Glasses
Ring camera	Jatpack
Cutter wristwatch	Car invisible cloak





Identity card

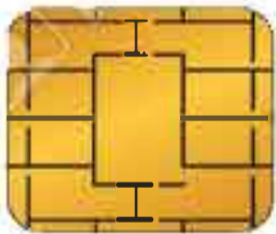
SECRET INTELLIGENCE SERVICE



SECRET INTELLIGENCE SERVICE



Identity card



TWIN17



SECRET INTELLIGENCE SERVICE

Name: _____

Status: *Recruit* _____

Country: _____

Level: _____

Signature of trainer: _____

ID:00000000000000



000000000000

Photo gallery of agents





SECRET AGENTS 007

E-TWINNING PROJECT

SEPTEMBER 2017 | JUNE 2018

“Keep your language. Love its sounds, its modulation, its rhythm. But try to march together with men of different languages, remote from your own, who wish like you for a more just and human world.”

— Hélder Câmara, Spiral Of Violence

