




Gardens by the Bay Singapore

name: Gardens by the Bay 

what is this? : a park

location: Singapore



inauguration: 2012

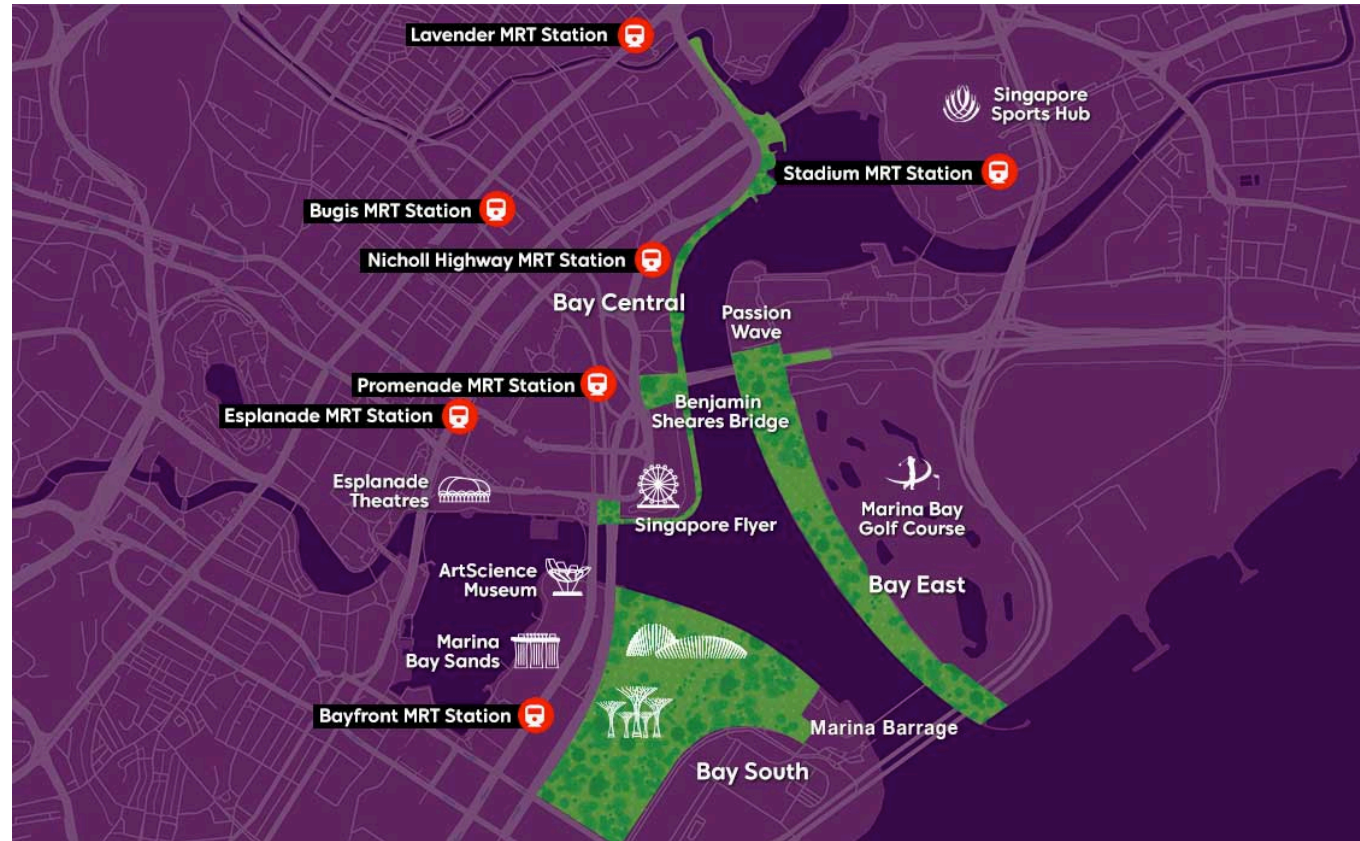
dimension: 1,01 km

the goals: to raise the quality of life by improving the green areas of the city



the park is divided in 3 sections:

- Bay South Garden
- Bay East
- Bay Central



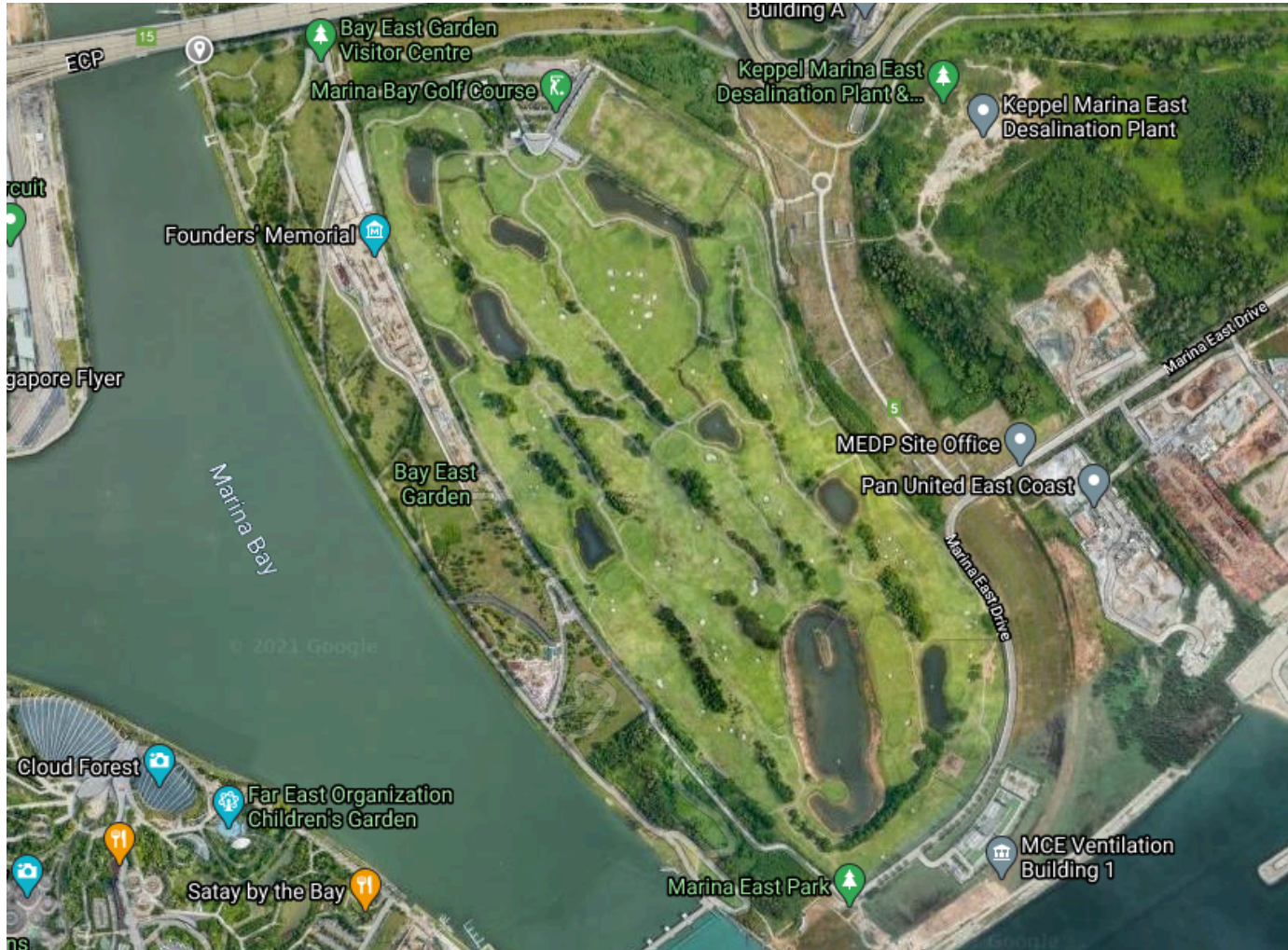
Bay East

— — —

The Bay East Garden extends over 32 hectares of land and has a promenade of about 2 km that runs along the Marina Reservoir (basin for the desalination of sea water).

It was designed as a series of gardens in the shape of large tropical leaves, each with their own theme and characteristics. In line with the government's policy of encouraging active lifestyles, a number of environmental strategies combine to improve micro-climatic conditions and attract people to the park. New water outlets have been created along the coast and are designed to allow winds to cool the areas of activity.








a view of Bay East by il satellite

Bay Central Garden

Bay Central Garden is a link between Bay South and Bay East Gardens. It occupies 15 hectares and allows a walk of about 3 km from the center to the east of the city.



Bay South Garden



The Bay South Garden opened to the public on June 29, 2012. It is the largest of the three gardens with 54 hectares and offers artistic creations and excellence in tropical horticulture. The whole design takes inspiration from orchids, representatives of the tropics and Singapore.



greenhouse complex

— — —

The Gardens by the Bay greenhouse complex includes two greenhouses: the Flower Dome and the Cloud Forest, located on the shore of the Marina Reservoir.

The greenhouses, designed by WilkinsonEyre, were designed to be a model of sustainable technological building and to provide an optimal climate for the flora in all seasons.

Rainwater is collected from the surface and circulated in the cooling system associated with the super-trees.





Flower Dome



Cloud Forest



Supertree Grove

Supertrees are tree-shaped structures that dominate gardens with a height between 25 and 50 meters. Super trees are vertical gardens that have several functions, including planting, protecting from light, and are environmental engines of gardens. Twelve super trees are housed in the Supertree Grove, while another six are scattered between the Golden and Silver Garden. The vegetation is adapted around the environmental technology that camouflages the ecological function of supertrees: photovoltaic panels are charged with solar energy which is used for lighting, just like the chlorophyll photosynthesis of trees, a system for collecting the rainwater is used for irrigation, just as trees absorb rainwater to grow. Furthermore, the super trees serve as an air intake and exhaust for the cooling system of the greenhouses.



sitografia:

wikipedia.org, gardensbythebay.com, clubmed.it