


Illustrated Book “Journey”

By Aaron Becker

Activity A12:



Supporting language through illustrated books



First Activity:

We did this activity with year 4 (8-9years old)

We gave different pages from the story to pairs of children. They used the pictures to mime the scene. The children were not allowed to talk or make any noises while doing these scenes. They were allowed to use objects to help them portray the scene.



Second Task

The children went on to present their mimes to the whole group and discussed which part of the story the children were acting. They discussed how they portrayed the story / picture and how this was successful.



Third Activity

The children were given pictures from the story. Their task was to sequence the images of the story and to discuss why they made that decision. They looked for clues to begin with such as the bird/the door etc. However as they worked through the pictures they started questioning each other on their decisions. One child noticed the colour red and suggested that the red was something to do with the girl. As you can see from the video there were plenty of discussions and the children enjoyed interacting and solving the problem



20190307_142127.mp4

Last Activity

After sequencing the story the children wanted to look at the story to find out the title. They re-arranged the story as we went through the pictures. They discussed how they thought that their sequence was correct because there were no rules in the story such as writing and page numbers.

The children loved the story and agreed that there was a very important message. One boy said whenever you feel lonely we need to remember there is always somebody out there willing to listen and play with you.

We finished the activity with the children thinking of what would they do if they had a magic red pencil. This sparked their imagination and a whole new conversation.

