

Report on the results of the survey

on the level of happiness in our school

Due to the participation in the Erasmus+ project "Destination Happiness," the level of happiness of our students was measured using the google forms. The data was gathered and presented in visual form to facilitate the comparison of statistics (Appendix 1). The aim of the study was to detect issues that are detrimental to the well-being of our students.

The data shows that the mean level of happiness in the family environment (graph 1) is 7/10 while the mean level of happiness in the school environment (graph 2) equals 5.6/10. Graph number 3 indicates that ~24% of examined students have experienced severe mental disorders and almost 50% stated that they suffered from mental disorders as depression without being diagnosed. The mean level of stress at school (graph 4) equals 6.5/10 with a mode of 8. The top 3 issues stated by the students were: insecurity about the future ~69%, body image issues ~54% and mental and physical health problems ~48%.

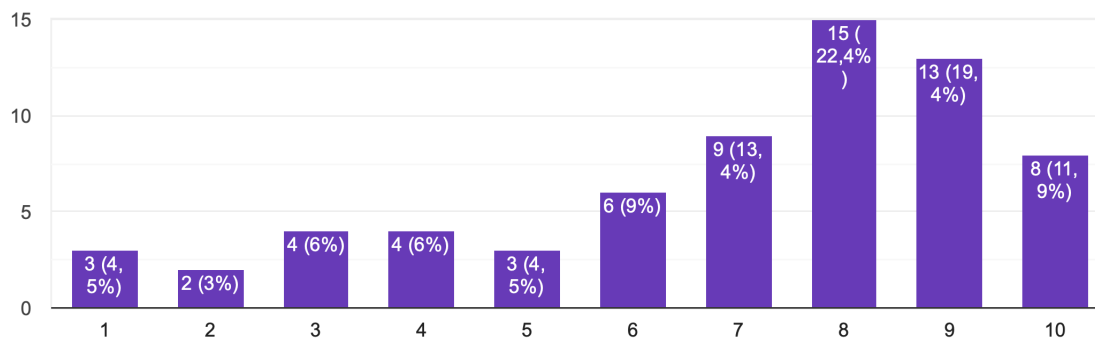
Appendix 1

graph

1

Visualise your level of happiness in family environment

67 odpowiedzi

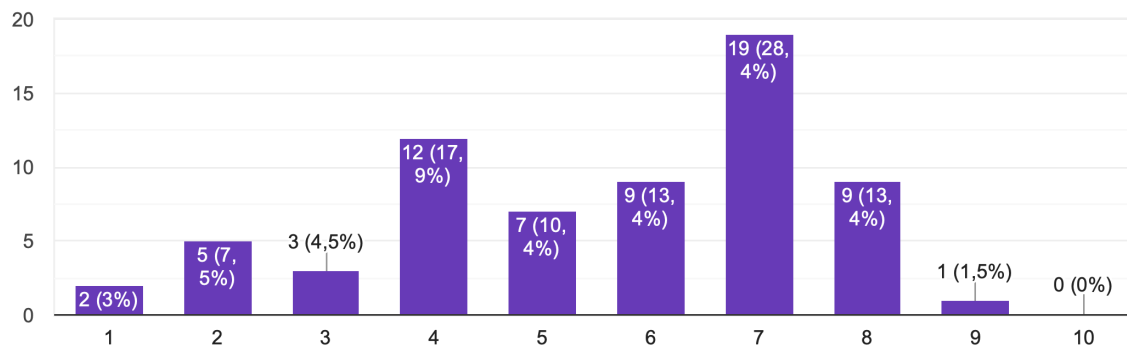


graph

2

Visualise your level of happiness In school environment

67 odpowiedzi

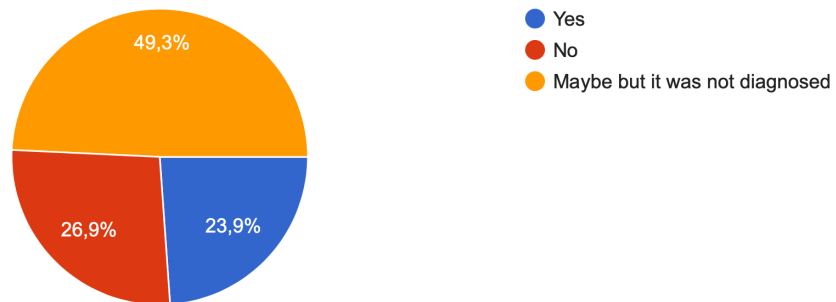


graph

3

Have you ever suffered from mental disorders like depression or anxiety?

67 odpowiedzi

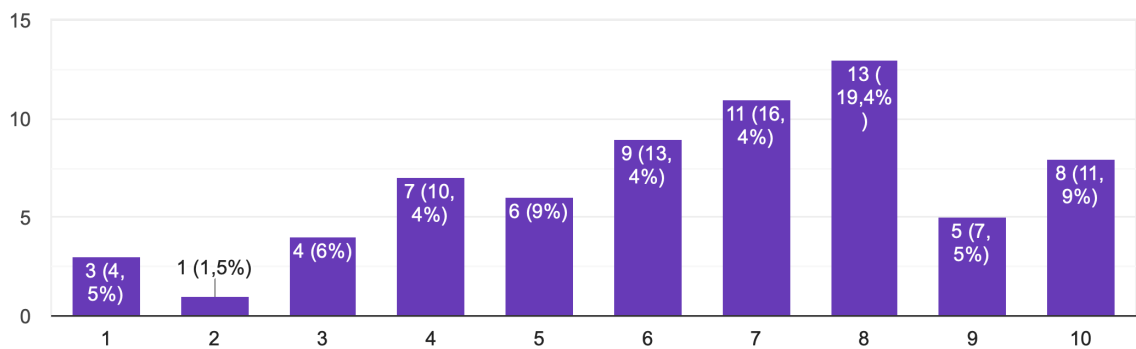


graph

4

What is your level of stress at school?

67 odpowiedzi



Do you struggle with any of following issues?

67 odpowiedzi

