



DYFFRYN TAF'S ERASMUS SCULPTURE TREE

BY DAVID PETERSEN, RENOWNED LOCAL SCULPTURE ARTIST
AND THE ERASMUS STUDENT GROUP

The Idea

Oxfam. (2015). *Global Citizenship in the Classroom a Guide for Teachers*. Available: <https://wosdec.org.uk/homelearning/issue-trees/>. Last accessed 21st September 2020.

Issue tree

What is it?

This is a way of structuring an enquiry to encourage learners to explore the causes, effects (or symptoms) and solutions of a given issue.

Classroom set-up

This activity is best done in groups but can be completed individually.

How is it done?

- Learners draw a fruit tree in outline.
- They then label the trunk with the chosen issue, the roots with the causes of the issue, the branches with the effects (or symptoms) of the issue, and the fruit with possible solutions to the issue.
- This activity can be carried out either before learners research the issue, as a way of representing what they already know, or at the end of their research as a way of presenting their findings.



THE SCULPTURE INSPIRATION – 2016-2019 ERASMUS STUDENTS' ARTWORK






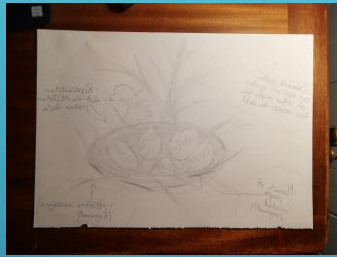



WORKING WITH ARTIST JAMES FROM SPLAT CYMRU

- Students worked alongside James to plan and create the artwork. They firstly debated the issues they thought were a problems at Dyffryn Taf. Once they had identified these they identified the causes and solutions then chose typography, symbols and colours that they felt reflected the words and issues to create the artwork.



**2016-2019 ERASMUS STUDENT
GROUP WITH THEIR FINISHED ISSUE
TREE ARTWORK PIECE**

2019-2022 ERASMUS STUDENTS' SCULPTURE IDEAS



MR PETERSON'S WORKSHOP - WHERE THE MAGIC HAPPENS!

BEHIND THE SCENES...THE SCULPTURE
IN MR PETERSEN'S WORDS




The design uses recycled scrap in line with the principles of one of the Erasmus 2019-2022 project focus themes – SDG12 Responsible Consumption and production

SCULPTURE PROGRESS



SHAPING THE LEAVES
TO MAKE THEM LOOK
AUTHENTIC



PREPARING THE SPACE AT SCHOOL

The sculpture will be placed in the central quad area at school. The area has been a little neglected over the years and we wanted to give it a new lease of life as a working garden, outdoor teaching space and reflection area for students during break and lunch times with new seating and planting. During the Autumn Term students have been busy weeding and brushing. We will get planting in the Spring and when the area is ready we will install the sculpture which we want to use as an interactive teaching tool with students.

