
 Erasmus+		Creative Ways of Teaching: Recycling Art and Entrepreneurial Attitude	2015-1-ES01-KA219-015525
Date of the draft: 09/04/2016		GREEK VISIT – MINUTES 4th to 8th April 2016	Draft Version: 1.0

MONDAY 4TH APRIL 2016

- Introductory activities: Welcome by Greek school headmaster, team-building and ice-breaking activities

8:15 – 9:45

The teams were picked up from the hotel by the coordinator and were taken to the school where the Greek headmaster and the rest of the Greek team welcomed students and teachers. Then, the students went with the teacher from the Greek team (*E. Andreou - S. Anastasiadou*) to do the team-building and ice-breaking activities.

10:15 – 13:30

Students and teachers from all countries went to the Cultural Center of Evosmos for the welcome ceremony, which included:

- 1.- Welcome speech by Ms Ariadni Katzika (Greek coordinator), Mr Anastasios Tokmakidis (school principal), a representative of the local authorities and Mr Francisco Román Martínez (project coordinator).
- 2.- Presentation of the videos to introduce partners' cities and countries: Spain, Hungary, Slovakia, Italy and Greece.
- 3.- "Imagine" by the chorus of the Greek school
- 4.- "The Gaza Mono-Logues" (Theatrical performance by the school drama club)
- 5.- "We are the world" by the school chorus
- 6.- Performance of 3 Greek traditional dances: "Pentozali", "Chaniotikos" and "Lazotis" by the school dance group
- 7.- Presentation of project videos: about the making process (Slovakia) and the advertisement (Hungary)
- 8.- "Plutus" by Aristophanes. Theatrical performance by the school drama club
- 9.- "Zorbas" Traditional Greek dance.

TUESDAY 5TH APRIL 2016

8:15 – 9:15



Open-air Recycling Art Market preparation.

Students and teachers from each country set the stands in the main street market in the school neighbourhood. The name of the participant countries was displayed as well as the poster representing the project for dissemination.

9:30 – 12:30

Open-air Recycling Art Market

The items made by our students were displayed and sold in the market. When the market was finished the students and accompanying teachers, together with the Greek team, dismantled the stands and took the objects to the school where everything was reordered setting up the students' artefacts exhibition. This activity finished at 14:00

 Erasmus+		Creative Ways of Teaching: Recycling Art and Entrepreneurial Attitude	2015-1-ES01-KA219-015525
Date of the draft: 09/04/2016		GREEK VISIT – MINUTES 4th to 8th April 2016	Draft Version: 1.0

12:45 – 14:00

Transnational meeting

The coordinators of each country, after helping in the market, held a meeting in the school to take stock of what had been sold, done and the results already obtained. The meeting was also aimed at gathering some data and information throughout a Google form to evaluate the project. Each team filled one form from a different computer.

We made €200,00 from the products sold in the market and it was agreed that the hosting country should decide where the benefits obtained should go. In this case the Greek team decided that the money would go to help disadvantaged families and to the NGOs working with the refugees.

Regarding the organization for future markets it was agreed that we would organize the objects according to their utility instead of doing it by country because we thought that the benefits were something we had achieved together and there was no point to do a competition among countries.

We decided to assess which are the best selling products and focus on those (although not only) so we can obtain more benefits. For that purpose, students committees will be established, which will hold regular chat meetings on Etwinning. Each group of students will have a representative who will be the team coordinator.

Digital materials must be uploaded to etwinning in context, that is, not single pictures of an activity but gathered in a presentation, video, etc. and accompanied by the context explanation.

17:30 – 20:00

Treasure hunt at the Aristotelous Square

The Greek team had prepare a complete set containing the explanation of the main monuments and places to be found around the city, the stickers related to these places and monuments to be pasted on a sheet specially designed for that purpose and a map. Some teachers accompanied the students who had been previously split up into groups of mixed nationalities. The activity finished at around 20:00 and the winning team got a prize.

WEDNESDAY 6TH APRIL 2016

8:15 – 9:45



Dance performance.

Students and teachers from each country could see the Dance performance that V. Tsougrani had prepared.

10:00 – 18:00

Fix in Art workshops

The bus departed at around 10:00 in the morning and we were taken to a former brewery, where the non-profit organization called Fix in Art is based in now. This organization has been active since 2011. Its purpose is to contribute to getting the performing arts to become more important in education (formal and no-formal) and also to contribute to the search of approaches and techniques for theatre as an art form and as educational tool. They place great emphasis on the development of educational and cultural projects in the promotion of non-formal and informal education, social and creative entrepreneurship and networking between organizations, which was great for our project.

 Erasmus+		Creative Ways of Teaching: Recycling Art and Entrepreneurial Attitude	2015-1-ES01-KA219-015525
Date of the draft: 09/04/2016		GREEK VISIT – MINUTES 4th to 8th April 2016	Draft Version: 1.0

We had the opportunity to visit the facilities, which had been entirely built with reused materials, from bedrooms to the library or the stage.

The organizers of the event prepared some activities for our students: they had to weigh different amounts of paper and they had to find out the amount of trees saved, less oil used, Kw of energy saved, grams of air pollution avoided and cubic centimetres of landfill avoided according to the chart they had been given.

Then, they had a poster-sized version of our logo printed and our students were taught some recycling and art-craft techniques so the logo could be filled and covered using these materials and techniques. After a break for lunch, the work was completed and the families came to pick the students up.

THURSDAY 7TH APRIL 2016

8:15 – 10:10



Transnational meeting

While the students were working on a workshop with the Greek teachers, the coordinators had their transnational meeting.

The results of the assessment done the previous Tuesday was discussed and commented by the Spanish coordinator and the meeting and agreements reached in this meeting were based on the results of the referred evaluation.

Content and Agreements of the transnational meeting:

- Mobility tool: Only two countries have already got news form their NAs about the mobility tool but none have been included yet. The Spanish coordinator shows an example of how it works based on the Erasmus + KA1 they have at school, so that everybody gets familiar with this tool. According to our NA's instructions, we have to fill in the mobility tool 30 days at the latest after the mobility.
- Europass: The Spanish coordinator showed how to fill the Europass mobility. The document must be filled by students and teachers. There must be 2 different documents: 1 for training activities and another one for the students and the rest of the teachers. The project coordinator will send the templates in English for each mobility and the rest of the coordinators will have to translate it into their own languages. The Europass works as follows:
 - The country coordinator gathers their students and teachers' documents and fill the official document in the Europass website (the coordinator should have been previously authorised by the NA);
 - The Europass is sent to the coordinator of the hosting country, who has to validate it.
 - Once it has been validated, the NA has to validate it again and the procedure will be completed.
 - The coordinators should keep the code generated to retrieve the document so that it can be downloaded and kept in the computer.
- Etwinning: It will be the official storage site for the results of our project. All our documents, activities, videos, etc. must be uploaded. The videos showed in the transnational meetings must be linked to our youtube accounts. Our students throughout etwinning chat room will hold some chat meetings. Some sections (pages and posts) will be public for dissemination and linked to the project website.
- A document must be filled to leave written record of the activities carried out throughout the different curricula. The templates will be provided by the project coordinator.
- The official minutes of each transnational meeting will also be uploaded to etwinning, so that they are permanently available for everyone.
- Google Drive: it is still the main tool to work, do collaborative work and get in touch.
- The website of the project must be kept updated as soon as possible uploading the products and results of our project for dissemination. There must be a link to Etwinning as well.

 Erasmus+		Creative Ways of Teaching: Recycling Art and Entrepreneurial Attitude	2015-1-ES01-KA219-015525
Date of the draft: 09/04/2016		GREEK VISIT – MINUTES 4th to 8th April 2016	Draft Version: 1.0

- Coordinators were reminded that, as it was agreed in the first Transnational Meeting in Spain, all our videos **MUST HAVE THE SAME HEADING AND ENDING**. Ildikó sent us the template in December 2015 and **IT IS COMPULSARY** to use it.
- We all have to make a list with our own country's holidays so that the project coordinator can do a calendar gathering all the dates for everybody to be aware of it for better planning.

10:15 – 14:00

City tour

When the transnational meeting was over a bus picked us up and we went for a city tour to visit the Byzantine City Walls, The Rotunda, The Galerius Arch and the Galerius Palace Complex as well as the famous White Tower.

FRYDAY 8TH APRIL 2016

8:15 – 10:10

Students' Committee

The students' committee had two different parts:

- Presentation of the business plan in front of all the participants: The students of the Spanish team showed their business plan, which had been organized by the Department of Economics of their school. They thought about a product that could fit in our project: a clip-file folder made out of old ones that can be transformed into a reading stand. The business plan consisted of 4 different parts: the business canvas, the elevator pitch, the video advert and a video about the making process. We also completed the presentation with a poster and a website for better dissemination of the product.
- The second part was the meeting with our students. The project coordinator explained the ideas and agreements that the teachers had reached on the transnational meetings about the idea of organizing the objects according to their utility instead of doing it by country, the decision about assessing which ones were the best selling products and get focused on those so we could obtain more benefits, the establishment of students committees to hold regular chat meetings in Etwinning and the students' representative who will be the team coordinator.

10:15 – 14:00

Visit to Environmental Park of Thermi and Environmental game

Students and teachers were taken by bus to the environmental park of Thermi where the Greek team had prepared some environmental activities for the students. After the activities we did a picnic and enjoyed the wonderful weather.

18:00 – 20:30

Students' goodbye party

The Greek team organized a warm and very nice goodbye party for the students where the parents also prepared the food and took part in the organization.

21:00

Teachers' goodbye dinner

The Greek team gave a very warm and unforgettable goodbye dinner by the sea in "Karecklas" Restaurant.

