
 Erasmus+		Creative Ways of Teaching: Recycling Art and Entrepreneurial Attitude	2015-1-ES01-KA219-015525
Date of the draft: 08 th /04/2017		HUNGARIAN VISIT – MINUTES 03 rd to 07 th April 2017	Draft Version: 1.0

MONDAY 03rd April 2017

- Introductory activities: Welcome by the Hungarian coordinator and school authorities and project video presentation

9:15 – 10:30

The teacher of Spanish Erzsebet Ujszaszine Hudivok and her students picked up the teams from the hotel. They were taken to the school where the Hungarian coordinator, Karola Rozsos, the headmistress, Mariann Dudásné Pirik, and the rest of the Hungarian team welcomed students and teachers.

After the protocol, the different videos about guest countries' schools and cities were shown.

11:00 – 12:00

The teams from the different countries were welcome by the mayor at the town hall and then they went on tour around Almádi accompanied by the host teachers.

15:00 – 17:00

The Hungarian students prepared a scavenger hunt around Almádi for their peers.

TUESDAY 04th April 2017

9:00 - 10:00

First Students' Committee

The students' committee had two different parts:

- Presentation of the business plan in front of all the participants: The students of the Slovakian team showed their business plan. They thought about a product that could fit in our project: "FIELD COOKER " a portable cooker made out of coke or beer cans, cardboard and melted candles. The business plan consisted of 4 different parts: the business canvas, the elevator pitch, the video advert and a video about the making process.
- The second part was the meeting with our students. The project coordinator explained the ideas and summarized the agreements that the students had reached in Etwinning before going to Hungary. They had to come up with ideas about how to organize the products in the market according to the agreements reached in Italy and their conversations in Etwinning:
 - Organize the products according to their porpoise and not necessarily to the material
 - The students should wear some of the products as promotion
 - The products should be advertised
 - Background music to set the mood and attract customers
 - To offer sweets and candies to potential customers

10:00 – 12:00

Robotics show and Workshop for teachers "Maths meets Art".



Teacher Mr. Péter Kanyò prepared with his students a robotic show consisting of a car moving through a black tape circuit forming the letters ERASMUS. After the show the teachers had the opportunity to visit the workshop Maths meets Art run also by Mr. Péter Kanyò and the students kept working on robotics.

14:15 – 16:00

The teams visited Tihany a small town on a peninsula on the northern shore of Lake Balaton and we had the opportunity to explore its historic, architectural and natural treasures, like the beautiful two-towered Benedictine abbey.

17:00 – 18:30

The Hungarian school DLSB organized a Talent show at the Community Centre and students and teachers from the partner countries had the chance to attend and enjoy the show.

 Erasmus+		Creative Ways of Teaching: Recycling Art and Entrepreneurial Attitude	2015-1-ES01-KA219-015525
Date of the draft: 08 th /04/2017		HUNGARIAN VISIT – MINUTES 03 rd to 07 th April 2017	Draft Version: 1.0

19:00

A welcome dinner were offered to teachers by their hosts in Hotel Viktoria

WEDNESDAY 05th April 2017

07:00 – 11:00

Open-air Recycling Art Market preparation.

Bad weather conditions were reported by the weather forecast then we implemented our plan B as agreed in “handle project risks” in our project form and Ildikó Perczelné Zallár and Francisco Román Martínez went to the market half an hour in advance to have a covered place to set the products. Our teams occupied 4 stone tables and at 7:00 am the students turned up and set the products as agreed in the committee.

We obtained €60,00 which went to DLSB Alapítvány (DLSB Foundation) - aimed at talented students' participation in fee-paying competitions where the family otherwise wouldn't be able to support their child.

10:00 – 11:30

Transnational meeting

The coordinators and accompanying teachers attended the meeting, which was mainly aimed at giving some information about the final report and goal revision.

Content and Agreements of the transnational meeting:

1. The coordinator reported that he has downloaded a final report with all the necessary sections to be completed and reported by the end of the project (objectives, tangible outcomes, how they have been fulfilled and in what degree). The report will be sent shortly to all partner coordinators to be completed according to the particular school needs and project management process.



The coordinator suggests having everything done by the end of June 2017. Some of the partners asked about the language of the final report and Fran informs that the language of this document depends on each National Agency but that in any case we will have a common copy in English to share the common files.

2. Tangible outcomes.

As this is the next to last transnational meeting and it is so close to the end of the project we went through the tangible outcomes specified in our application form to be aware of what we have already done and the outcomes that there are left.

This is the chart that shows the outcomes

OUTCOMES	ALREADY DONE	TO BE DONE	NOTES
Common web to host students' work: pictures, videos and research about their partner countries	X		The common website was agreed to be eTwinning platform
Wix website or similar for entrepreneurial promotion. It will be linked to the common website	X		It was agreed to be weebly instead of Wix
Logo and poster to represent the project (used in leaflets and posters used for dissemination of the project and official	X		



		Creative Ways of Teaching: Recycling Art and Entrepreneurial Attitude	2015-1-ES01-KA219-015525
Date of the draft: 08 th /04/2017		HUNGARIAN VISIT – MINUTES 03 rd to 07 th April 2017	Draft Version: 1.0

documents) designed using digital applications.			
European Skills passport after each transnational meeting to check improvement	X		Only the Spanish mobility left
Resources from teachers' co-training activities to be openly shared (OER)	X		It was agreed that the resources would be openly shared in our website and that no OER licence is needed
Assessment sheets to evaluate outcomes, activities, transnational meetings and good practices	X		Only the Spanish mobility left
Worksheets describing the activities	X		Each country has to make their own worksheets. These worksheets can be replaced by videos
Final guide about the whole project: how it has been carried out and outcomes		X	It was agreed it should be digital instead of printed as we are trying to work on a paperless project and in order to be uploaded to VALOR platform
4 videos per country (about the process followed along the project and promote the products made to be sold: advertisements)	Spain and Greece (Competed)	Hungary: Video tutorial (BP) and Video Advert (BP) Italy: Video tutorial street market and Video Advert Street Market Slovakia: Video Advert Street Market	The videos to be done by Hungary, Italy and Slovakia will be shown in the last Mobility in Spain
2 different works out of recycled pallets per country	X		The pictures must be uploaded to the website and to eTwinning
2 different sculptures out of recycled materials per country	X		The pictures must be uploaded to the website and to eTwinning
1 Recycled Art Market per country	X		Only the Spanish mobility left

Outcomes included in "Learning/Teaching/Training activities

OUTCOMES	ALREADY DONE	TO BE DONE	NOTES
Building some devices for IT lessons, like robots, cars, electro-mechanic timer control of the bulbs of a traffic light, an electro-mechanic lift that operates up and down, etc.	X		Already done in Italy (video) and Slovakia.
Set up a small shop of recycling art for less able students so they can practise Art, Maths, language and social skills	X		Done in Spain by Carmen Guerrero (Support teacher)
Other activities included in each national curriculum (Drama, Biology, History, Maths, etc.)	X		Videos uploaded to eTwinning and Weebly

Revision of the activities

 Erasmus+		Creative Ways of Teaching: Recycling Art and Entrepreneurial Attitude	2015-1-ES01-KA219-015525
Date of the draft: 08 th /04/2017		HUNGARIAN VISIT – MINUTES 03 rd to 07 th April 2017	Draft Version: 1.0

ACTIVITIES	ALREADY DONE	TO BE DONE	NOTES
Business plan: <ul style="list-style-type: none"> • Business canvas • Video tutorial about how to make the product of the business plan (5 min) • Video advert about the product of the business plan (20'' to 1 min) • Elevator pitch 	Greece, Spain, Italy and Slovakia	Hungary Greece (record of the video of the elevator pitch to be uploaded)	Each part of the business canvas must be uploaded to weebly as well as to eTwinning
Video presentation (short documentary) about our cities – around 5 minutes	X		

3. Next mobility

The coordinator reminded the rest of the partners the activities which should be carried out in the last mobility in Spain from the 15th to the 19th May 2017:

- **Slovakia & Italy** - video advert street market
- **Italy** – video tutorial about how to make some of the street market products
- **Hungary** – the business plan

4. Europass

The coordinator distributed the europass documents for signatures. The rest of the partners will have to make copies to be kept and then distribute the originals among the participants. The Spanish europass will be validated on line by the Hungarian coordinator.

5. Other

- Slovak administrator will send the certificates via ordinary post the certificates that contained mistake
- Students will have to complete their feedback forms either on their own or in a computer room (it will be prepared by Spanish coordinator)
- There will be different folders in google drive, one with the name of a hosting country, in order to share photographs so they can be available for everybody for project dissemination.

13:00 – 15:00

Recycling Art workshop for students

Students and teachers went back to school to work on the recycling art workshop that the Hungarian team had prepared where they worked with recycled materials and were taught how to make key rings upcycling different kinds of fabric, leather and some other materials.



THURSDAY 06th April 2017

8:30 – 9:00

Second Students' Committee

They had a second meeting to give some advice to the following street market according to their experience. These are the conclusions they came up with:

What it worked	What it didn't work
<ul style="list-style-type: none"> - Products were very well organized - Good prices - Great atmosphere - Offering sweets - It was a covered place - Organizing products by their porpoise - Talkative people 	<ul style="list-style-type: none"> - There were not too many people in the market - Bad weather - Too many sellers behind each stand - Poor advertising - Not everyone was taking part actively

 Erasmus+		Creative Ways of Teaching: Recycling Art and Entrepreneurial Attitude	2015-1-ES01-KA219-015525
Date of the draft: 08 th /04/2017		HUNGARIAN VISIT – MINUTES 03 rd to 07 th April 2017	Draft Version: 1.0

ADVICE FOR NEXT MARKET

- More students from the hosting school should take part in the market
- Teach simple words to foreign students
- Divide students into different time slots to attend the market
- Print some leaflets to be handed out in the market
- Fewer people behind the stands
- More students trying to attract customers around the market
- Offer free food

09:00 – 10:15

Workshop for teachers “Video Editing II”.

Accompanying teachers and the coordinators had the opportunity to attend the workshop aimed at their colleagues who were taking part in the mobility in the short-term staff training event activity which was run by the teacher Rudolf Mód.

10:30 – 11:30

Europe/America Day

The whole school was involved in the ceremony with the American Embassy, which took place in the gym. Our project was also introduced to the audience as part of the activity of the school and all partners, students and teachers, were invited to take part in the event.

13:00 – 16:00

Teachers and their students went on a Trip to Herend to visit the porcelain Manufactory Workshop, which operates as the world’s largest porcelain manufactory.

17:00

After the visit everybody took part in a convivial meal by the lake in Herend, which was organized by one of the students’ father.

FRYDAY 07th April 2017

8:30 – 17:30

Visit to Budapest

Students and teachers went to Budapest where we visited the Fisherman’s Bastion and the Parliament inside.

18:00-19:30

The Hungarian team organized a farewell party pizza for students at school.

20:00

The farewell dinner for teachers took place in Vígmolnár Csopak

