
 <b>Erasmus+</b>		<b>Creative Ways of Teaching: Recycling Art and Entrepreneurial Attitude</b>	2015-1-ES01-KA219-015525
Date of the draft: 29/05/2016		<b>ITALIAN VISIT – MINUTES</b> 16th to 20th May 2016	Draft Version: 1.0

### **MONDAY 16<sup>TH</sup> May 2016**

- **Introductory activities: Welcome by the Italian school headmaster, exhibition of the products created for the project and project video presentation**

8:30 – 11:30

The teams were picked up from the different B&B and apartments by the coordinator and they were taken to the school where the Italian headmaster and the rest of the team welcomed students and teachers.

After the protocol, we were taken to the assembly hall where the Recycling Art exhibition was displayed. It was in the same room where the different videos were shown:

- Guest countries showed the video-presentations about their schools and cities
- Spain showed the video advert about the products of the market
- Hungary showed the video about the making process of one of the products aimed at being sold in the market

11:30 – 13:30

Students and teachers met the local authorities in the town hall and some presents representing our different countries and cultures were offered to the Mayor.

15:30 – 18:30

Students and teachers visited the town, the Archaeological Museum and the Museum of Popular Traditions.

### **TUESDAY 17<sup>TH</sup> May 2016**

8:30 – 10:00

#### **Workshop: video editing.**

Students went to school with their Italian peers and teachers had the opportunity to attend the workshop about video editing that was taking place at school. The seminar was run by the video TV professional editor Nuccio Condorelli



10:00 – 11:30

#### **Transnational meeting**

The coordinators and accompanying teachers attended the meeting, which was mainly aimed at giving some information about the intermediate report and goal revision.

#### **Content and Agreements of the transnational meeting:**

- Mobility tool: The coordinator is giving instructions about how to fill in the mobility tool. As we don't have Intellectual outputs, Multiplier Events, etc. we only need to fill in 3 tabs: a) Transnational Project Meetings, b) Learning, Teaching and Training Activities and c) Project Management and Implementation.
  - a) Transnational Project Meetings: Only coordinators are included here. As there is no possibility to deactivate the grant assigned to each participant, the teachers accompanying the coordinators on the first transnational meeting in Spain cannot be included in the Mobility tool.
  - b) Learning, Teaching and Training Activities: in this section we must include teachers taking part in the training events, accompanying teachers and students. Special attention should be paid to the Activity Number or reference because each person must be included in the correct activity. Then, C1, C3, C5, C7 and C9, are aimed at teachers taking part in Short-term joint staff training events. In activities with even numbers (C2, C4, etc) we will include accompanying teachers and students. In the case we have more

 <b>Erasmus+</b>		<b>Creative Ways of Teaching: Recycling Art and Entrepreneurial Attitude</b>	2015-1-ES01-KA219-015525
Date of the draft: 29/05/2016		<b>ITALIAN VISIT – MINUTES</b> 16th to 20th May 2016	Draft Version: 1.0

teachers or students than the grant approved we need to include the extra person but we have to click on “grant not required” in both: Travel Grant and Individual Support sections. The start date must be Monday and the End date Friday, so that the duration calculated (days) is 5. We only can add 1 travel day. The total duration should be 6.



- c) Project Management and Implementation. We will fill this at the end of the project and the amount must match with the total approved budget for that purpose by the National Agency: €6,000. If it was different from the total calculated amount taking into account the maximum allowed amount we would have to explain the reason.
- Europass: The coordinator thinks that is better to fill the Europass after each mobility but some partners still find it a bit complicated because their National Agencies don't give clear explanation about how to manage with the document. Apparently, in each country the procedure is different and we agreed to try to find a common and easy solution.
- Intermediate report: The coordinator informs that the intermediate report will not be in the Mobility tool and that our NA will send some information about how to do it. The Italian coordinator said that her NA has already requested the intermediate report and it has been already sent. The Spanish coordinator can verify it by reading the letter sent by the Italian NA. Then we agree to wait until we have some more information from our NA.
- Goals and achievements. We need to have ready the following by the 15<sup>th</sup> June 2016:
  - All our videos and outcomes planned for the first year must be uploaded to Etwinning and organized in the project website. The HOME section from each country should be linked to the main site and the video about our schools and cities must be in OUR SCHOOL section.
  - There must be a written record, on the template form provided, of all the subjects that have taken part in the project.
  - There must be a written record, on the template form provided, of the Logo contest in each country.

11:30 – 13:00

#### **Students' Committee**

The students' committee had two different parts:

- Presentation of the business plan in front of all the participants: The students of the Greek team showed their business plan. They thought about a product that could fit in our project: “Amforeas” connecting reused glass jars with History and Art of ancient Greek world, creating replicas of ceramic pots. The business plan consisted of 4 different parts: the business canvas, the elevator pitch, the video advert and a video about the making process. We also completed the presentation with a poster and a website for better dissemination of the product.
- The second part was the meeting with our students. The project coordinator explained the ideas and agreements that the students had reached on the meeting in Etwinning they had had before going to Italy. They had to reach agreements about how to organize the products in the market. They reached the following agreements:
  - They should be arranged by mixing countries
  - Organize the products according to their porpoise and material
  - The students should wear their Project T-shirts
  - The products shouldn't be aimed at males or females
  - The students should wear some of the products as promotion
- They had a second meeting to give some advice to the following street market according to their experience. These are the ideas they came up with:
  - Decorate stands
  - Make posters explaining the porpoise of the products
  - Offering candies to people and sing songs from different countries to catch their attention
  - Set some information points around the market
  - The products must be of good quality

 <b>Erasmus+</b>		<b>Creative Ways of Teaching: Recycling Art and Entrepreneurial Attitude</b>	2015-1-ES01-KA219-015525
Date of the draft: 29/05/2016		<b>ITALIAN VISIT – MINUTES</b> 16th to 20th May 2016	Draft Version: 1.0

### **WEDNESDAY 18<sup>TH</sup> May 2016**

08:30 – 13:00

#### **Art workshops: Visit of “RiciCreo” and workshop for the students in Ferla**

The bus departed from Palazzolo Acreide in the morning and we were taken to Ferla where we visited RiciCreo, a laboratory about creative recycling with a huge impact in the city. They place great emphasis on the development of educational and cultural projects in the promotion of non-formal and informal education, social and creative entrepreneurship and networking between organizations, which was great for our project.

We had the opportunity to visit the facilities, where they had a lot of products like the ones we have planned to do in our project entirely made with reused materials: from furniture to sculptures, jewellery, toys, etc.

The organizers of the event prepared some activities for our students: they had to make flower pots from plastic waste and tortoises from egg carton.

After the workshop, we visited an exhibition of dresses made out of recycled materials: paper, cardboard, plastic, bottles, cans, etc. The result was amazing.

13:00 – 15:00

We had lunch in Portapantalica, an environmental park where we had the opportunity to taste organic food entirely produced by the owners, from the raw material to the final dish.

15:00 – 17:00

Visit the rocky necropolis of Pantalica a collection of cemeteries with rock-cut chamber tombs dating from the 7th to the 13th centuries BC.

### **THURSDAY 19<sup>TH</sup> May 2016**

8:15 – 9:15

#### **Open-air Recycling Art Market preparation.**

Students and teachers from each country set the stands in the main street market in the school neighbourhood.



8:30 – 10:00

#### **Workshop about Robotics**

While students were in the market with their Italian peers and teachers, some teachers had the opportunity to attend the workshop about robotics that was taking place at school. The seminar was run by the teachers Edi Lantieri and Francesco Caligiore.

During the seminar we could see how the traffic lights planned in the project were made using recycled materials, like *lavazza* boxes and small boxes of *pringles*. They used “Arduino” microcontrollers and C++ language to write the software needed to make the device work.

They also showed us a bit of what was going to be the workshop scheduled for the following day: two different cars made using the same principles as the used for the traffic lights but with a more complex

 Erasmus+		<b>Creative Ways of Teaching: Recycling Art and Entrepreneurial Attitude</b>	2015-1-ES01-KA219-015525
Date of the draft: 29/05/2016		<b>ITALIAN VISIT – MINUTES</b> 16th to 20th May 2016	Draft Version: 1.0

software program. One of the cars could be operated using an app from a smartphone. The other one was a self-driving car using photocells.

9:30 – 13:30

#### **Open-air Recycling Art Market**

The items made by our students were displayed following the agreements reached in the students' committee and sold in the market. When the market was finished the students and accompanying teachers, together with the Italian team, dismantled the stands and the objects were taken to the school where everything was reordered setting up the students' artefacts exhibition.

We obtained €185,00 aimed at the NGO Medici Senza Frontiere (Doctors Without Borders)

#### **FRYDAY 20<sup>TH</sup> May 2016**

8:30 – 20:00

#### **Visit to Siracusa**

Students and teachers went to Siracusa to visit the Archeologic Park and the Greek theatre. Then, we were taken to Ortigia to visit the old town of Siracusa.

