

HOW TO MAKE SOAP

By: Nerea Ayala Herrero, Sira Bagés Jornet and Cristina Martín Bagés

MATERIAL

- Spoon
- Glass recipient
- Test tube
- Balance



INGREDIENTS



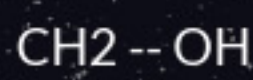
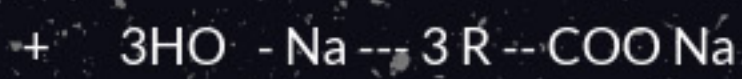

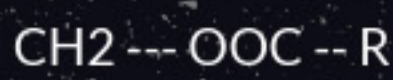
- 430g of oil
- 60g of hydroxide sodium
- 110 ml of water
- 15 ml of essence



| | | | |
|-----|------------------|-------|---------|
| 70% | 15% | 10% | 5% |
| Oil | Hydroxide sodium | Water | Essence |

THEORETICAL FOUNDATION

The soap is a mix of salt with fat acid



STEPS TO MAKE SOAP

- 1- Weight the ingredient separately
- 2- Mixt NaOH with water and mixt it until dissolution
- 3- Slowly, add the oil and keep mixing while you're adding the oil.
- 4- Left to dry for two or three days
- 5- Take the soap out of the mold and cut the soap with the shape you want to obtain



Soap