


CLIL: Content and Language Integrated Learning

A CLIL Lesson

Discovering Las Meninas



Now do the picture dictation in pairs.

Listen very carefully.

And only draw what you hear.



Take some notes

Think

Pair

Share

búcaro canvas
 masterpiece menina
 King Philip IV mastiff
 curtsy consanguinity sibling
 Margarita Teresa
Picasso
 self-portrait dwarf
 patron spontaneity heir
 bucarofagia portrait
 informality Alcázar
 Mariana palette
 jester composition monarch
 entourage
 maulstick
 dwarfism

KWL about Las Meninas

K What I know	W What I want to know	L What I've Learned

Let's play with this new content!

- ✚ Please go through the flashcards and become familiar with the vocabulary. Take about 10 minutes to do this.
- ✚ Now spend some more time testing yourself with the other study tools, SPELL – TEST - WRITE.



Gallerywalk



- † Now let's ***muse over*** this information and let it ***sit with you***
- † Please enjoy this walk through our 'gallery'. Take time to read the definitions and match with the terms.
- † Remember you are in a gallery. Go slowly, don't rush and enjoy.

Let's play with this new content!

- ✚ Please go through the flashcards and become familiar with the vocabulary. Take about 10 minutes to do this.
- ✚ Now spend some more time testing yourself with the other study tools, SPELL – TEST - WRITE.
- ✚ Now let's play!! (QUIZLET LIVE)

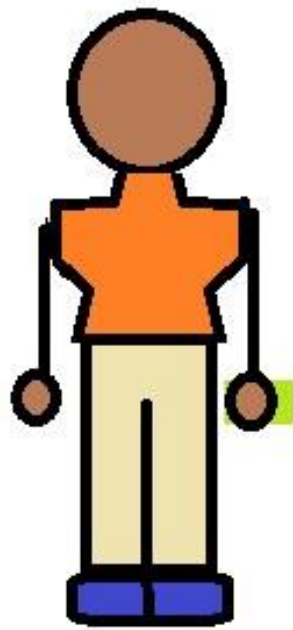


Quiz - quiz - trade


QUIZ




Quiz - quiz - trade



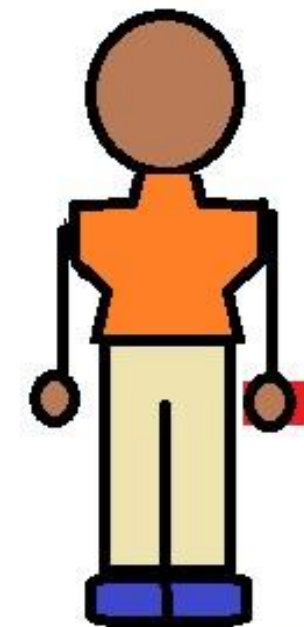
#1 Look for
a *classmate*.



#2 Pair Up with
a *high five*



#3 Each person reads their
question while the other answers.



#4 Trade Cards
Repeat!

Running Dictation

- ✚ You will notice several pages on the walls around the classroom. There is one for each group.
- ✚ There are two roles, 1 runner (reader) and 2/3 writers. These roles rotate.



I RUNNER

**1/2/3
WRITER(S)**

Running Dictation

- ✚ You will notice several pages on the walls around the classroom. There is one for each group.
- ✚ There are two roles, 1 runner (reader) and 2/3 writers. These roles rotate.
- ✚ The runner runs (walks fast) to the page and memorises one line, or as much as they can.
- ✚ The runner comes back to the group and tells the writers the line and they must write it down.


Dig deeper

- † Read the text in the time given by your tutor. Please use the **SHARED READING** Cooperative Learning Technique.

	Student 1	Student 2	Student 3	Student 4
1 st Sentence / chunk	READ	SUMMARISE REPHRASE TRANSLATE	CORRECT	CORRECT
2 nd Sentence / chunk	CORRECT	READ	SUMMARISE REPHRASE TRANSLATE	CORRECT
3 rd Sentence / chunk	CORRECT	CORRECT	READ	SUMMARISE REPHRASE TRANSLATE
4 th Sentence / chunk	SUMMARISE REPHRASE TRANSLATE	CORRECT	CORRECT	READ

Dig deeper

- † Read the text in the time given by your tutor. Please use the **SHARED READING** Cooperative Learning Technique.
- † Answer the questions given to you as best you can together. Agree on answers with your group and write down the answers on the answer sheet. You will be guided through **Pens in the Centre** to do this.




Pens in the centre

Students put all pens in the centre while they listen to the question.

Teacher gives them time to discuss the answers together.

Teacher claps hands as a signal that they can pick up their pens and write the answer...in silence.



Why is this person present?

Important characteristics of the person.

Locate this person in the painting. Where is he/she?

Dig deeper

- ✚ Read the text in the time given by your tutor. Please use the **SHARED READING** Cooperative Learning Technique.
- ✚ Answer the questions given to you as best you can together. Agree on answers with your group and write down the answers on the answer sheet. You will be guided through **Pens in the Centre** to do this.
- ✚ Please choose a suitable title for your text.

Putting it all together...

○ **Jigsaw**

- You are an expert on your text. Now you must share what you know with others who don't know as much as you. You must also learn from others!!

○ **Share your knowledge...**

- Now go to another group and share what you have learned.

- You will take notes on what the other members tell you about their topic.


Sprint LTE 11:42 AM 75%
Messages Zuzana Details

Hi there

Oh, hello, how are things going?

Not bad, it is a great place, Dublin, you know.

Well, you are right, see, I am here all day long sunbathing on my stone... looking for nice girls...




iFakeTextMessage.com



Based on the knowledge you now have about some of the characters in the painting, please prepare a dialogue between two characters of your choice.

The other Meninas...



Picasso



The other Meninas...



Picasso

The other Meninas...



The other Meninas...



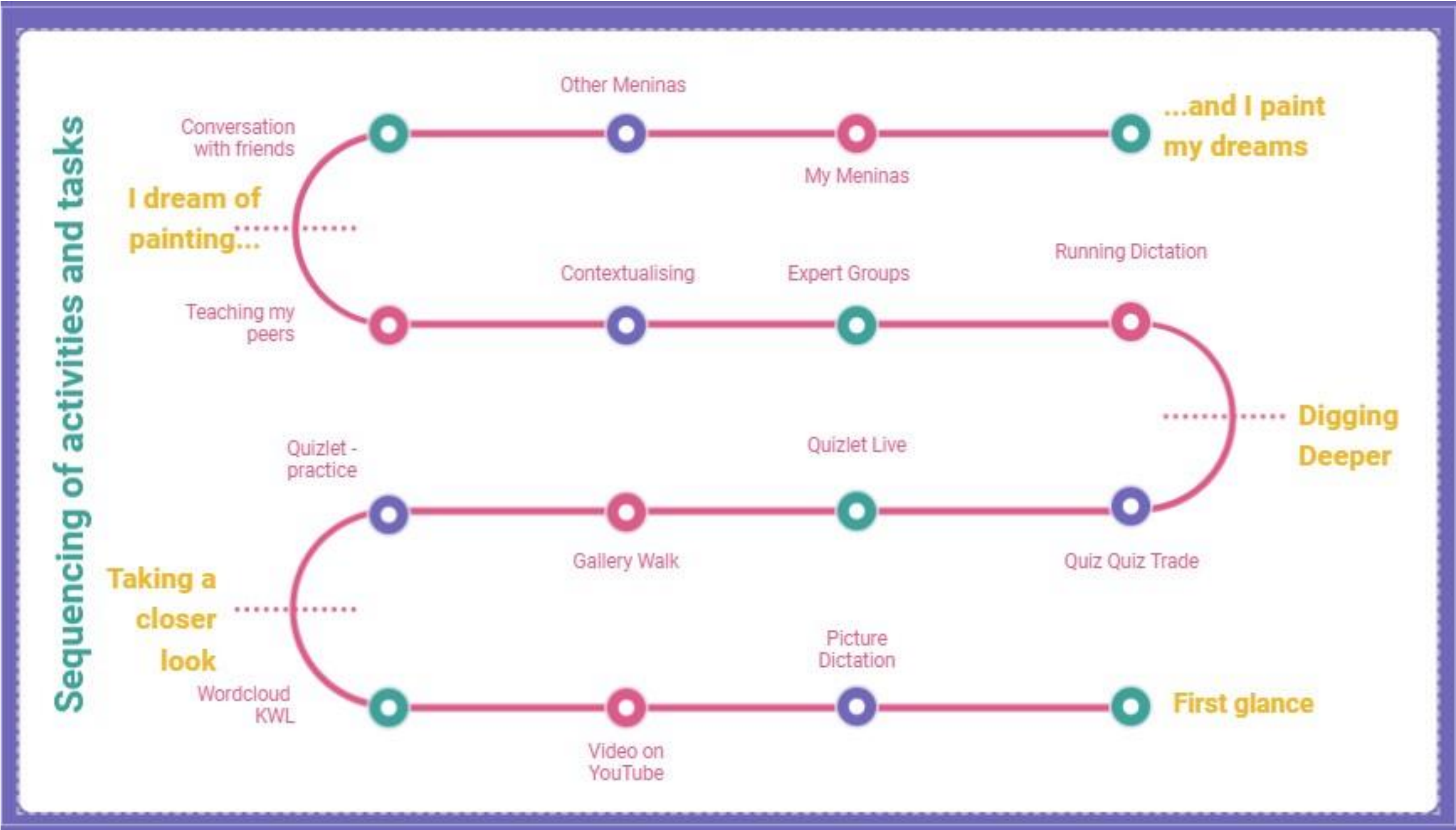
The other Meninas...





The other Meninas...

Let's analyse everything we have just done...



THANK YOU!