

DO NOT SIT DOWN!!!



Teaching methodology I (Planning cross-curriculum cooperation)

Edgars Bajaruns, Raivis Pauls



Jaunatnes starptautisko
programmu aģentūra



eTwinning
Eiropas skolu kopiena

Šis projekts finansēts ar Eiropas Komisijas atbalstu. Šis paziņojums atspoguļo vienīgi autora uzskatus, un Komisijai nevar uzlikt atbildību par tajā ietvertās informācijas jebkuru iespējamo izlietojumu.



Take a seat one person per country
per table!

Plan for the day:




1. What is PROJECT METHOD and how to USE IT?
2. Practical Exercise.
3. How to create project proposal for your plan?
4. Drafting project proposal.
5. E-Twinning and Twin-Space.
6. Presentations of project ideas.
7. Wrapping-UP.
8. GALA dinner.

Project?

Think about keywords which are connected
to project!

PROJECT –

is a collaborative enterprise, involving certain resources, activities and time frame, that is carefully planned to achieve a particular aim.



iSwing



IN GROUPS (15 min)

- 1. Take a look at** resources assigned to your team and **plan a common strategy** – HOW WILL YOU BUILD A TOWER? (WRITE DOWN YOUR STRATEGY AND STEPS and ROLES OF EACH PERSON!)

IMPORTANT – you cannot destroy or manipulate resources during planning stage!

IN GROUPS (10 min)

1. BUILD the highest free standing tower!

YOUR not ALLOWED TO SPEAK!

Think and write down answers to questions:

1. What your group managed to do best?
2. Which of exercise steps was most important?
3. What would you change in your **groups** work to achieve better results?
4. What would you change in **your** work to help achieve better results?
5. What was your role during planning/building? Was your ideas heard? How did you feel?

DISCUSS your answers to questions and **prepare for GROUP discussion (everyone MUST speak):**

1. What your group managed to do best?
2. Which of exercise steps was most important?
3. What would you change in your **groups** work to achieve better results?
4. What would you change in **your** work to help achieve better results?
5. What was your role during planning/building? Was your ideas heard? How did you

feel?

1. What your group managed to do best?
2. Which of exercise steps was most important?
3. What would you change in your **groups** work to achieve better results?
4. What would you change in **your** work to help achieve better results?

PROJECT

Planning > Implementation > Evaluation

70% - 20% - 10%

In what projects have you taken a part and what was the aim of that project?



ICT project

School exchange

Within subject

E-Twinning project

Learning project

Local/State **Project in school?** Pilotproject

Teacher training project

Interdisciplinary

School development

Community based

PROJECT PARTS

- o Need assessment
- o AIM
- o Objectives / Activities
- o Time table
- o Resource list
- o Risk assessment
- o Evaluation
- o Coordination
- o Sustainability
- o Budget



Defining aims

S-specific – detailed and motivated

M-easurable – quantifiable

A-chievable – real and possible

R-ealistic – not utopical and results oriented

T-ime-bound – with certain time table and longevity

Objectives and activities



TEAM



Project CREATES PRODUCTS



**Project is always a
part of a bigger
picture...**



skills

knowledge



attitudes

experience



IDEA MARKET

designing project initiatives

Individually walk around and from “Common plans” – chose **3 most necessary skills** you would like to develop during project and choose **1 theme!**

Write those down on postit!

**CHOOSE YOUR PROJECT PARTNERS AT TABLE
(ONE LATVIAN PER TABLE)**

In groups discuss and chose main **3 SKILLS** and **1 theme** for your project!
Write them down on paper! Write down **links** with subject you teach!

PROJECT PRODUCTS (10 min)

- Discuss, what kind of project products (outcomes) would you be interested to create in project!
- Chose up to 3 main project products which you want to create!
- Write those down on your project paper!

Project template

1. **Name** of the project
2. Project **outcome** (Products/why?)
3. **Aims** of project (knowledge/skills – what will students gain?)
4. Main **10 learning activities** for students (what will students do? How they will cooperate? Why?)
5. What **SKILLS and KNOWLEDGE** student needs to be able to participate? (what you have to teach?)
6. **OBJECTIVES and ACTIVITIES** of project team? (TIMELINE for project to succeed)
7. What **examples** should you create for students?
8. How is it CROSS-CURRICULUM project? What are links between different subjects?
9. **Team** for the project (who else do you need to involve? Why?)
10. Why this project could be **interesting** for students? How will it advance them?
11. How and what will you use? ICT, E-twinning and other tools?
12. Motivation of involved parties
13. How will you ensure cooperation and success???
14. How will you evaluate projects success??? What will be assessment?



E-Twinning

**CREATE COMMERCIAL
POSTER (ADVERTISMENT)
FOR YOUR PROJECT!
(Visualization/Slogan/Name, etc.)**

Presenters present your project ideas!

Listeners write down feedback for project on postits:

On yellow postits: Why this project is interesting/will succeed?

On pink postits: What would you change/add to improve project?

RECAP OF THE DAY

QUESTIONS?! COMMENTS?! OPINIONS?!