

Project Activities after Spain

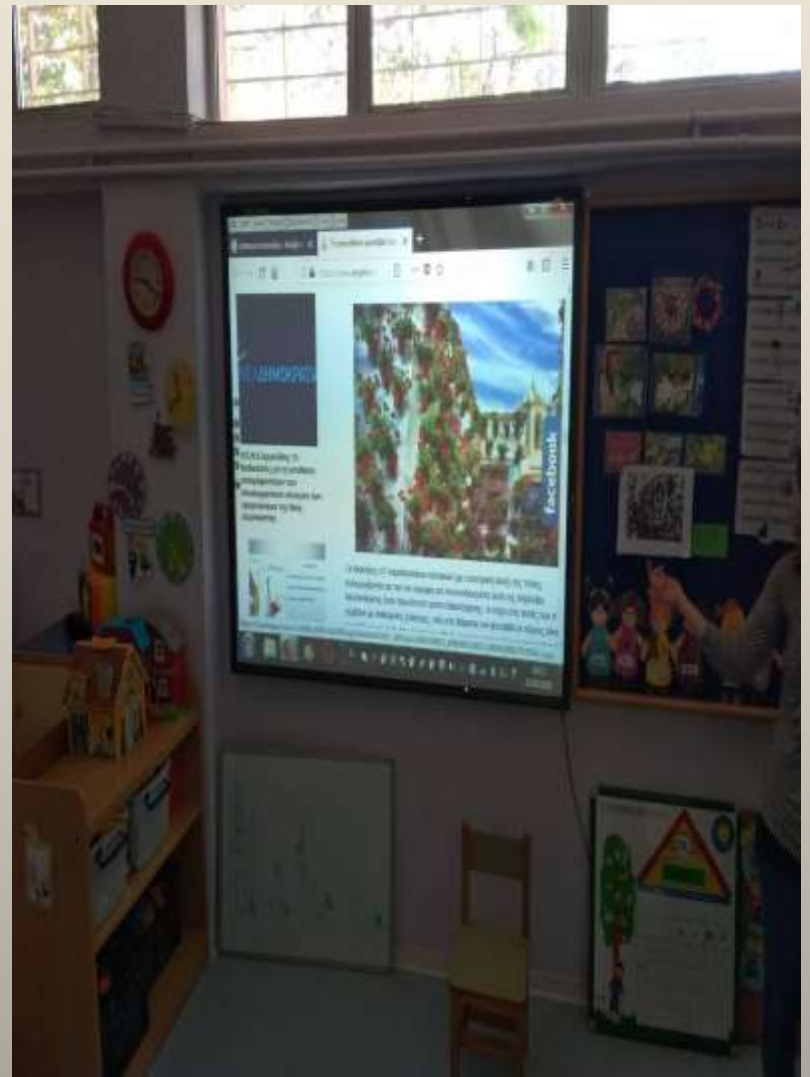
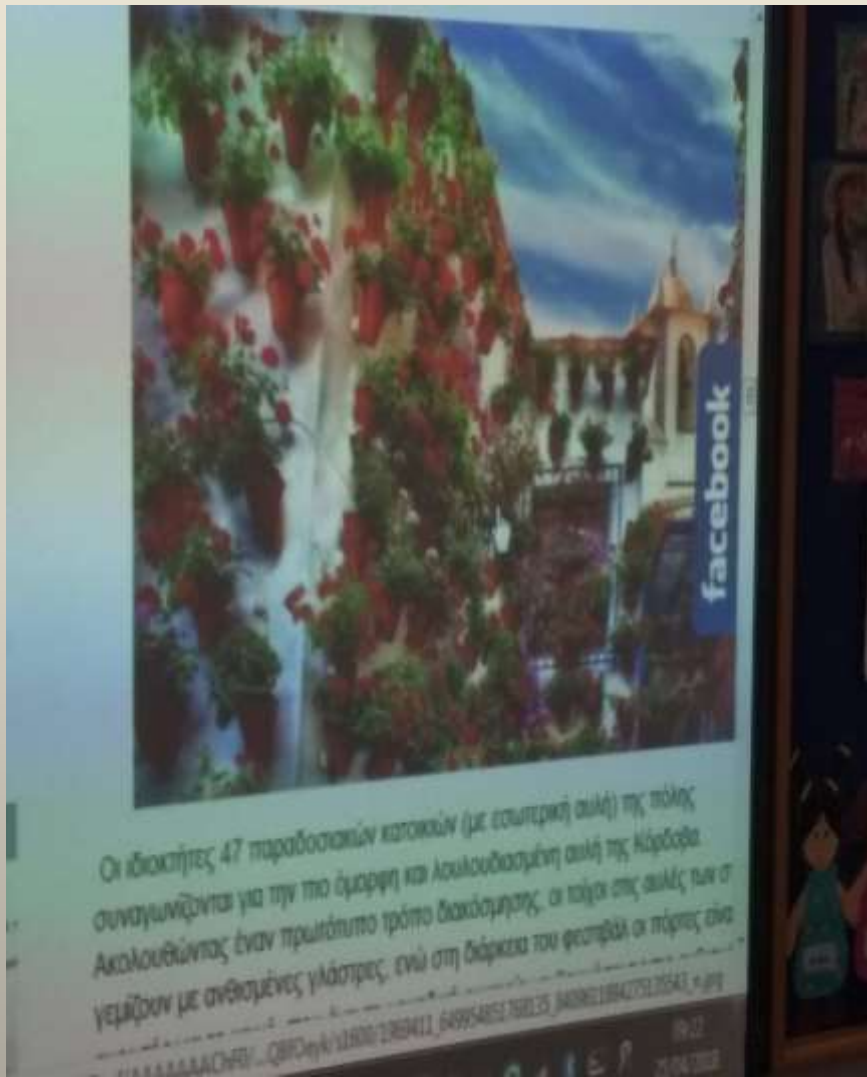


Erasmus+ Project, 2015 – 2018
“Every child is special”

- So spring has come to our school and there are lots of flowers.



- Our trip to Spain began by looking at flowers and flower exhibitions in the internet. Among them, a flower exhibition in Cordoba with little flower pots hung on the walls.
- “Where is this beautiful city?” we wondered.



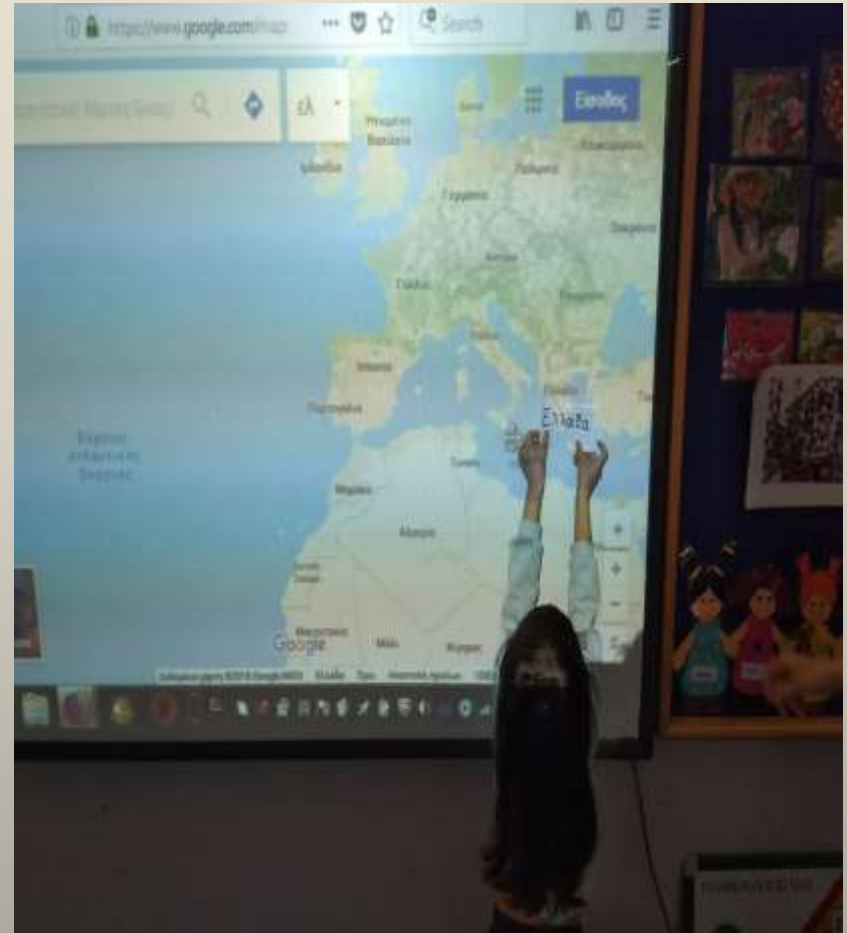




- Fortunately, a little girl had watched the children's film <https://www.youtube.com/watch?v=1OcFN2vh4p0> , in which there were images from Cordoba, so she jumped up saying: This picture is from Spain!!!
- This is how our trip began.



- Where is Spain? How far away from Greece is it?
- What are Spain's most important sights?
- We saw Sagrada Familia and the Lizard of the famous architect Gaudi. We created them in collage and mosaic art.
- We came to know the famous artist Picasso, we studied several of his paintings, especially some of his portraits. We made our own portraits and Picasso's cock.













Picasso's cock



What is the traditional spanish food?

Paeya of course. We found the recipe and, as you understand we cooked paeya and ... we greatly enjoyed it.





We listened to music from Spain and danced spanish dances, especially flamenco. We made our own shoe taps and hand fans to go with our dances.









We talked about the bullfights. We saw bullfights and we talked about how they do it.



We watched the film with Ferdinando the bull, a film with many spanish elements.

<https://www.youtube.com/watch?v=1OcFN2vh4p0>



We played the game wolf and sheep but a different version, bull-bullfighter!



Thanks for watching

School of Palekastro



Erasmus+