


Good practice

Slow down education in the nature


Erasmus+ KA229 project





General information

- **School** – Primary school “Lazo Angelovski”
- **Country** – Republic of North Macedonia
- **Subject** – Mathematic and PE (open lessons for teachers in the school)
- **Topic** – Long jump and statistics
- **Teachers** – Elena Kuzmanova, Petar Aceski




Long jump and statistics

- **Materials needed**

- mattresses,
- measuring tape,
- sportswear,
- worksheets with tables (for collecting information),
- computer (excel - for calculations and creating graphs).

- **Surroundings**


- school sports hall



Long jump and statistics

Aims

- gaining knowledge about long jump
- physical activity by using long jump
- gaining knowledge about working with data and statistics
- using Excel for calculation of average and drawing graphs




Activity 1

In the beginning of the lesson, the PE teacher demonstrates how to perform the long jump and the Maths teacher explains how to collect the necessary data.

The students have three tries to make a long jump.






Activity 2

The PE teacher gave instructions how to preform the long jump correctly and how to make a longer long jump.






Activity 3

The students enter the collected data in the Excel tables, separately for the girls and boys. They calculate the average of each try and draw graphs to present the results from the jumps, as well as a comparative graph in order to see whose results were better (they boys' or the girls' results).

STEAM – Секција
Скок во далечина и статистици

VI одд	Име и презиме	Обид 1	Обид 2	Обид 3	просек	најдобар скок
1	Ана Стефановски	1.98	2.25	2		
2	Марија Јаневска	1.95	2.29	2.40		
3	Мила Јаневска	1.55	2	1.69		
4	Татјана Јаневска	2.21	1.95	1.91		
5	Снежана Јаневска	1.95	2.71	2.40		
6						
7						
8						
9						
10						
11						
12						
13						
14						

VII одд	Име и презиме	Обид 1	Обид 2	Обид 3	просек	најдобар скок
1	Татјана Зманов	2.25	2.23	2.26		
2	Александар Цветковски	2.10	2.12	1.94		
3	Петар Јаневски	1.97	1.50	1.80		
4	Алек Петровски	2	1.78	1.80		
5	Наташа Цветковска	1.80	1.75	1.92		
6	Ема Петровска	1.92	1.50	1		
7	Марија Зеливска	1.60	2	2.14		
8	Марија Јаневска	1.54	1.70	1.70		
9	Марија Јаневска	1.79	2.20	1.60		
10	Марија Јаневска	1.98	2.13	2.10		
11	Марија Јаневска	1.68	1.79	1.40		
12						
13						
14						

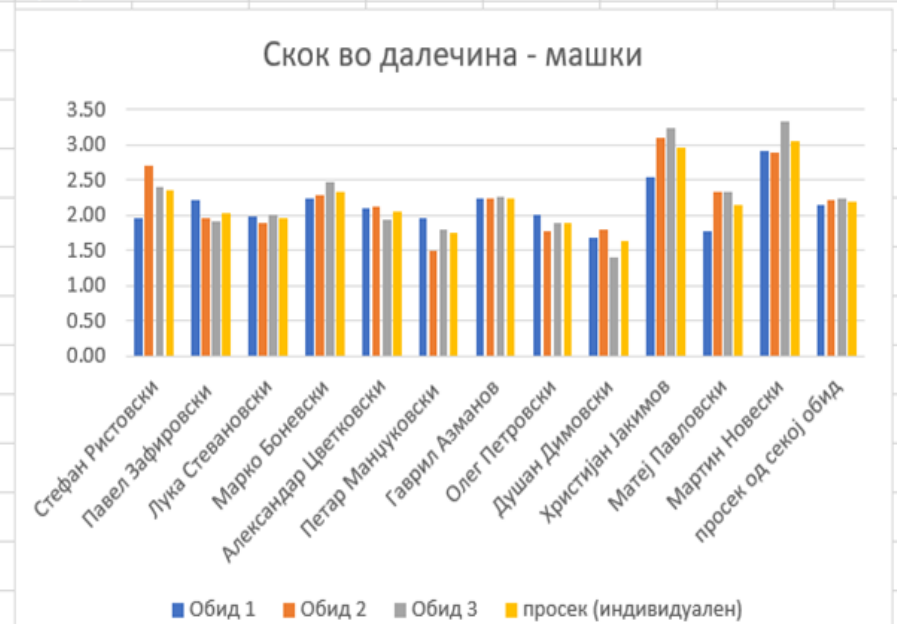



Activity 3

STEAM секција Скок во далечина и статистики

машки	Име и презиме	Обид 1	Обид 2	Обид 3	просек (индивидуален)	најдобар скок
1	Стефан Ристовски	1.95	2.71	2.40	2.35	2,71
2	Павел Зафировски	2.21	1.95	1.91	2.02	2.21
3	Лука Стевановски	1.98	1.88	2.00	1.95	1.98
4	Марко Боневски	2.25	2.29	2.46	2.33	2.46
5	Александар Цветковски	2.10	2.12	1.94	2.05	2.12
6	Петар Манџуковски	1.97	1.50	1.80	1.76	1.97
7	Гаврил Азманов	2.25	2.23	2.26	2.25	2.26
8	Олег Петровски	2.00	1.78	1.90	1.89	2.00
9	Душан Димовски	1.68	1.79	1.40	1.62	1.79
10	Христијан Јакимов	2.54	3.10	3.25	2.96	3.25
11	Матеј Павловски	1.78	2.33	2.33	2.15	2.33
12	Мартин Новески	2.92	2.90	3.33	3.05	3.33
	просек од секој обид	2.14	2.22	2.25	2.20	


График - машки






Gallery





Gallery

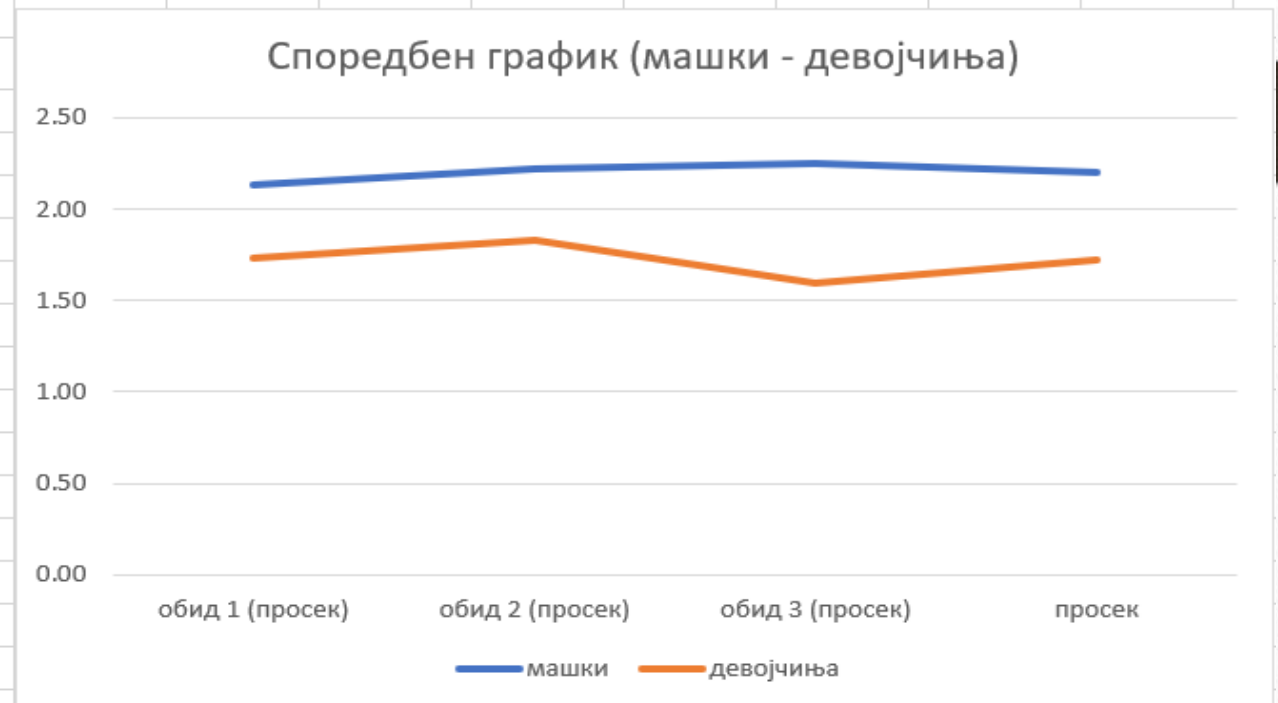





Gallery



Споредбен график (машки-девојчиња)

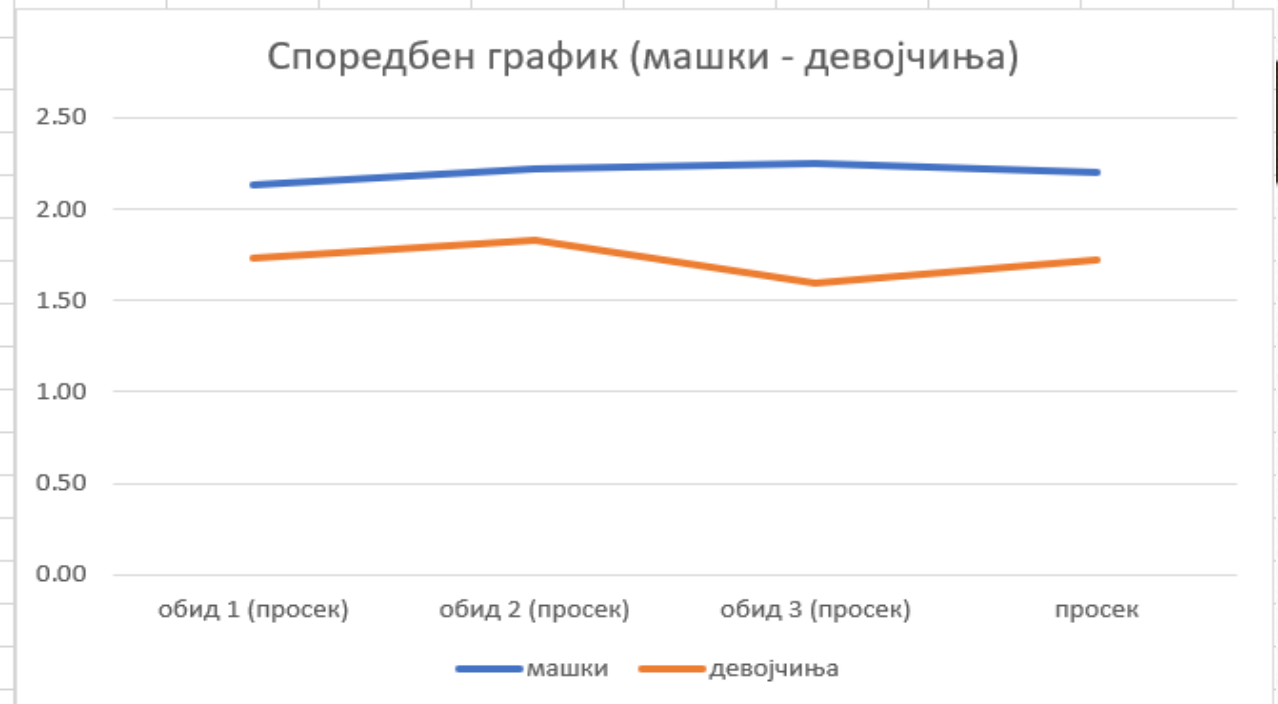





Gallery



Споредбен график (машки-девојчиња)






Gallery

This was an open lesson for colleagues in school to show teaching possibilities in nature. It was visited by the other teacher-members of the STEM hobby group (Fun science) (mathematics, biology, physics, chemistry and PE teachers).





Gallery

