






Name: _____

QR Multiplication






Solve each multiplication problem. Then check your answer with a QR code scanner on your phone or tablet. (All QR codes are in plain text format.)

Solve	Scan	Was your answer correct?
a. $\begin{array}{r} \$ 2.99 \\ \times \quad 6 \\ \hline \end{array}$		yes no
b. $\begin{array}{r} \$ 8.06 \\ \times \quad 7 \\ \hline \end{array}$		yes no
c. $\begin{array}{r} \$ 6.58 \\ \times \quad 4 \\ \hline \end{array}$		yes no
d. $\begin{array}{r} \$ 0.83 \\ \times \quad 9 \\ \hline \end{array}$		yes no
e. $\begin{array}{r} \$ 6.70 \\ \times \quad 7 \\ \hline \end{array}$		yes no

ANSWER KEY

QR Multiplication

Solve each multiplication problem. Then check your answer with a QR code scanner on your phone or tablet. (All QR codes are in plain text format.)

Solve	Scan	Was your answer correct?
a. $\begin{array}{r} \$ 2.99 \\ \times \quad 6 \\ \hline \end{array}$ \$ 17.94		yes no
b. $\begin{array}{r} \$ 8.06 \\ \times \quad 7 \\ \hline \end{array}$ \$ 56.42		yes no
c. $\begin{array}{r} \$ 6.58 \\ \times \quad 4 \\ \hline \end{array}$ \$ 26.32		yes no
d. $\begin{array}{r} \$ 0.83 \\ \times \quad 9 \\ \hline \end{array}$ \$ 7.47		yes no
e. $\begin{array}{r} \$ 6.70 \\ \times \quad 7 \\ \hline \end{array}$ \$ 46.90		yes no

QR Multiplication

Important Notes for Teachers

Technology Requirements:

This multiplication activity requires students to use a QR reader app. They are available for free on most tablets and smartphones, including Android, iPhone, and iPad.

When students scan the codes with their QR app, the answer to the math problem should be shown in plain text.

Some apps may try to display the answer with a web browser. If this is the case, go to the settings or preferences and choose view in "plain text."

Online Safety:

Students are not directed to websites to view the answers.

Please be aware that some free apps may contain advertisements.

Adult supervision is recommended whenever students use an Internet-enabled device.

What is a QR code?

QR stands for Quick Response Code. It is a digital bar code that can be read by most smartphones, tablets, and other computer scanners.

Management Suggestion:

If students struggle to find the QR code with the phone's camera, you may want to have them use scrap paper to cover all QR codes except the one they are using.