


Active Learning and Innovative Teaching in Flexible Learning Spaces MOOC

WELCOME WEBINAR

▶ WE WILL START AT 17:00 CET



NOVIGADO



Future
Classroom
Lab

Active Learning and Innovative Teaching in Flexible Learning Spaces MOOC

WELCOME WEBINAR

17 JANUARY 2022

Course Designer and Moderator



Alexandra Almpnidou
@AlmpnidouAlex

- Pedagogical Officer at European Schoolnet
- Educational studies with focus on Curriculum Design
- Development of professional development workshops and conferences for teachers
- Coordination and moderation of online courses
- Design of educational material for MOOCs
- Involved in: eTwinning, Future Classroom Lab, School Education Gateway, Novigado and others.



The overall objective of the Erasmus+ funded Novigado project is to **support schools and related stakeholders in the transition from a conventional and teacher-centred classroom into teaching practices that promote active learning with the support of innovative learning environments and use of relevant ICT.**

- Website: <http://fcl.eun.org/novigado>
- Facebook: [@futureclassroomlab](#)
- Twitter: [#Novigado](#)

Webinar Structure

- ▶ Warm-up questions
- ▶ Course structure
- ▶ Course content
- ▶ Your thoughts on the content
- ▶ Instructions for the final mandatory activity
- ▶ Certificate requirements
- ▶ Practical information

Who is joining the course?



Co-funded by the Erasmus+ Programme of the European Union

European Schoolnet Academy

Active Learning and Innovative Teaching in Flexible Learning Spaces MOOC

NOVIGADO

Your turn!

PLEASE VISIT [SLI.DO](https://www.sli.do) WITH THE CODE: #591969

Course Structure



Starts 17 January – Finishes 23 February



Live Events

- Welcome Webinar: Monday 17 January, 17:00 CET
- TeachMeet: Monday 14 February, 17:00 CET (are you interested to participate as a speaker? The fill in the necessary form provided [here](#)).

Course Structure



4 Modules – open every Monday



Module 1: Active Learning



Module 2: Dynamic Classrooms



Module 3: Learning Beyond the Classroom




Module 4: Scenario Building

Module 1

In this module we will learn:

- ▶ what active learning is
- ▶ how can we implement it in class
- ▶ key competences and transversal skills
- ▶ flexing learning spaces



Questions to reflect on:

How can we implement active learning in classroom?

Can you share some active learning practices for primary/secondary students?


How can we cultivate students' key competences and transversal skills?

What do we already know about flexible learning spaces?

Module 2

In this module we will explore:

- ▶ dynamic classrooms
- ▶ spatial tools we use to organise learning
- ▶ some basic steps to redesign classrooms and
- ▶ make them more dynamic.



Questions to reflect on:

What are some challenges that you are facing when teaching in your classroom?

How can teachers address these challenges?


Can you come up with some dynamic classroom formats?

How can you redesign your classroom?

Module 3

In this module we will explore:

- ▶ 6 Learning zones of the Future Classroom Lab
- ▶ Learning beyond the classroom
- ▶ Activities when moving the learning outside of the classroom
- ▶ Online Scenario Tool



Questions to reflect on:

What activities do you do when moving the learning outside of the classroom?

From the 6 FCL learning zones mentioned, in which zone would you like to focus more and why?


What are some activities that can take place in the learning zone of “Create”?


What are some tools that can support learning?

Module 4

In this module we will:

- ▶ Design our own learning scenario through the Online Scenario Tool
- ▶ Provide constructive feedback to 3 peers
- ▶ Receive feedback for our scenarios

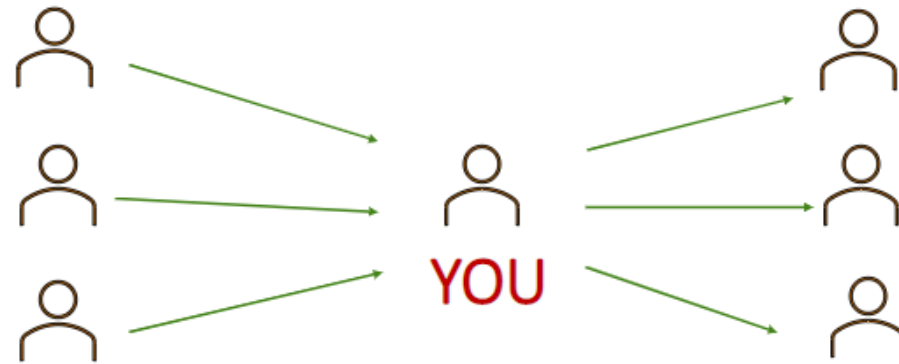




Your turn!

- ▶ Please visit sli.do with the code: #591969

Peer Review Activity



Step 1: Submit your work

Step 2: Provide constructive feedback to 3 peers

Step 3: Receive reviews from 3 other peers

The deadline to complete the peer-review activity is **Wednesday, 23 February 23:59 CET**.

Certificate

- ▶ How?
 - ✓ Visit all sections of the modules
 - ✓ Be an active participant and engage in discussions
 - ✓ Develop and submit your learning scenario – **Deadline 23 February**
 - ✓ Review the scenarios of 3 of your peers – **Deadline 23 February**

Participate in discussions

Padlets



Active Learning Practices for Primary School Classrooms

EUN Partnership aisbl +1
about 1 hour ago



Active Learning Practices for Secondary School Classrooms

EUN Partnership aisbl +2

Course forum

Show all posts ▾ by recent activity ▾

- What is a flexible learning environment? 3
Create a flexible, open and comfor...
- flexible learning environment 4
- Flexible learning is possible at everywhere 2
- active 6
it s more useful than traditional le...
- Active learning 1
Active learning is that students ar...
- ESNEK ÖĞRENME ALANI -FİLİZ KIR ANAFARTA İLKOKULU ÜNYE ORDU 1
Our FCL classroom, which we crea...

Support

- ▶ Language Support in the course forum

National Forum - France

National Forum - Poland

National Forum - Portugal

National Forum - Turkey

Support

- ▶ Questions regarding the platform, peer review, certification, badges etc.

Please check the [Frequently Asked Questions](#) on the European Schoolnet Academy Platform

- ▶ Technical support

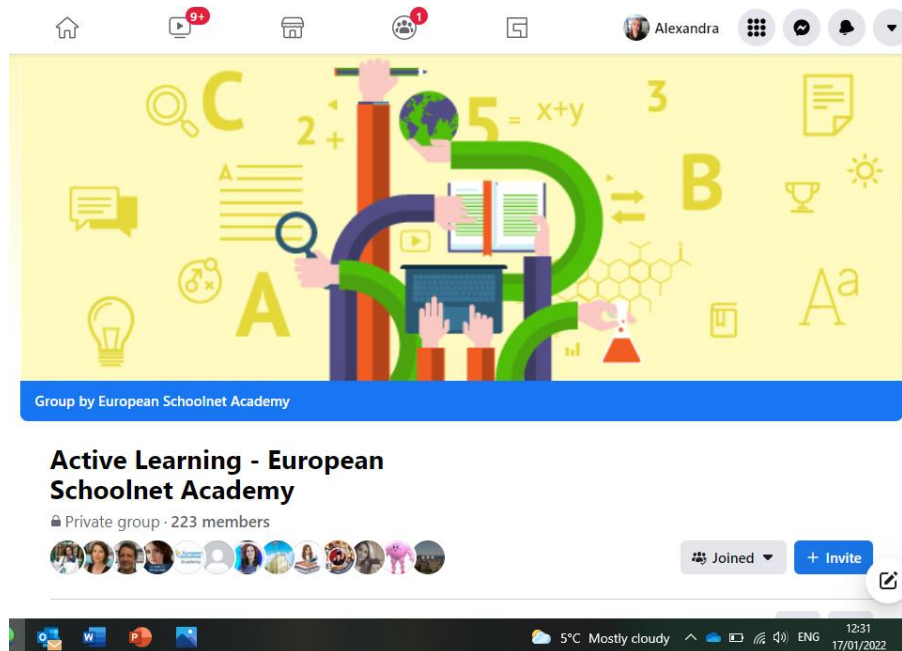
Please refer to [the European Schoolnet Academy help desk](#).

- ▶ Peer support

Use the [facebook group/course forum](#)

Active also on social media!

► Facebook group



The screenshot shows a Facebook group page. At the top, there are navigation icons for home, video, calendar, and a notification bell with a '1' badge. The user's name 'Alexandra' is visible. The main image is a vibrant yellow graphic with educational icons like a magnifying glass, 'C', '2+', a globe, '5 = x+y', '3', 'A', 'B', 'Aa', a lightbulb, a book, and a bar chart. Below the image, it says 'Group by European Schoolnet Academy'. The group name 'Active Learning - European Schoolnet Academy' is displayed, along with 'Private group · 223 members'. There are profile pictures of group members and buttons for 'Joined' and '+ Invite'. At the bottom, a Windows taskbar shows the date '17/01/2022' and time '12:31'.

► Twitter



The screenshot shows a Twitter post from 'European Schoolnet' (@eu_schoolnet) dated Jan 14. The tweet text reads: 'You can convert a traditional & teacher-centred classroom into a flexible environment that promotes active learning. 🤖 Eager to know how? ✓ Register now in the #ActiveLearningMOOC to find out. 📅 We start on 17 January! bit.ly/ActiveLearning... #Novigado'. Below the text is a large yellow graphic identical to the one in the Facebook group screenshot. The graphic includes the text 'Active Learning and Innovative Teaching in Flexible Learning Spaces MOOC' and logos for 'NOVIGADO' and 'European Schoolnet Academy'. A small European Union flag logo is also present in the top right corner of the graphic.

Co-funded by the Erasmus+ Programme of the European Union

European Schoolnet Academy

Active Learning and Innovative Teaching in Flexible Learning Spaces MOOC

NOVIGADCO

Invite
peers and
friends to
join!



Any
questions?

Co-funded by the Erasmus+ Programme of the European Union

European Schoolnet | Academy

Active Learning and Innovative Teaching in Flexible Learning Spaces MOOC

NOVIGADCO

The cover art features a central illustration of hands interacting with a globe, a laptop, and an open book, surrounded by various educational icons such as a magnifying glass, a pencil, a bar chart, a play button, a chemical structure, and a flask. The background is a light yellow color with scattered letters and numbers.

Enjoy
the
course!