

EVALUATION FORM for teachers OMIT project TTLA6 - TERCEIRA/ PORTUGAL/JUNE 2019

The last meeting of the OMIT project was one of the most beautiful and useful.
The results of the satisfaction questionnaire applied to the final are the following.

ÎNTREBĂRI RĂSPUNSURI 8

8 răspunsuri

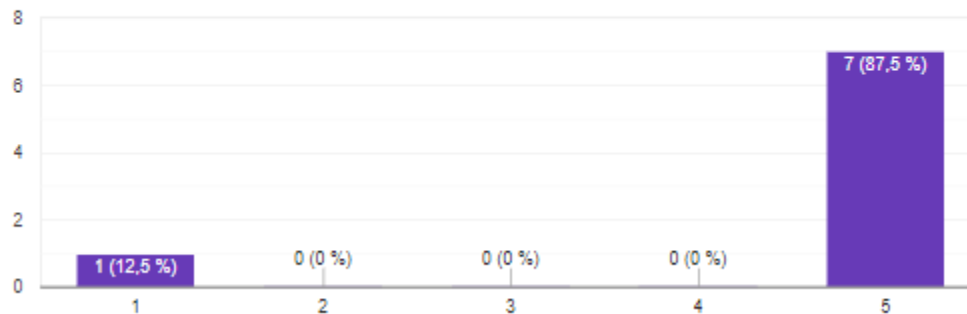
REZUMAT INDIVIDUAL

Se acceptă răspunsuri

We would be glad to receive your feedback by filling the form: with 1 being 'poorly fulfilled' and 5 being 'excellent'.

Organizational aspects: 1. Practical information before coming

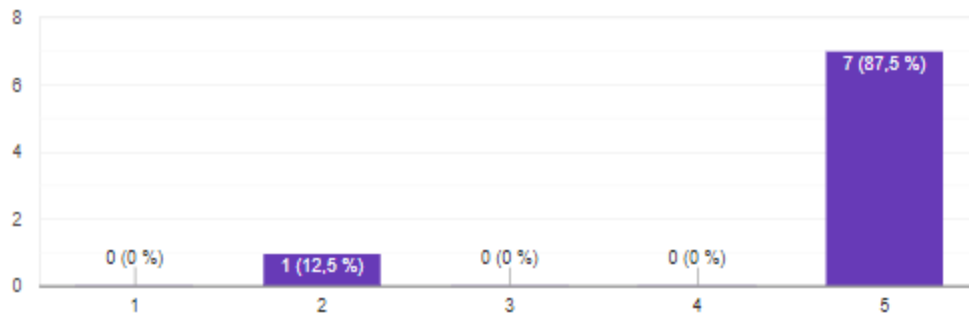
8 răspunsuri



Referring to **Practical Information before coming** the majority of teachers (87.5%) have chosen variant 5, and variant 1 was chosen only by a teacher (12.5%).

Organizational aspects: 2. Accommodation / Meals and drinks

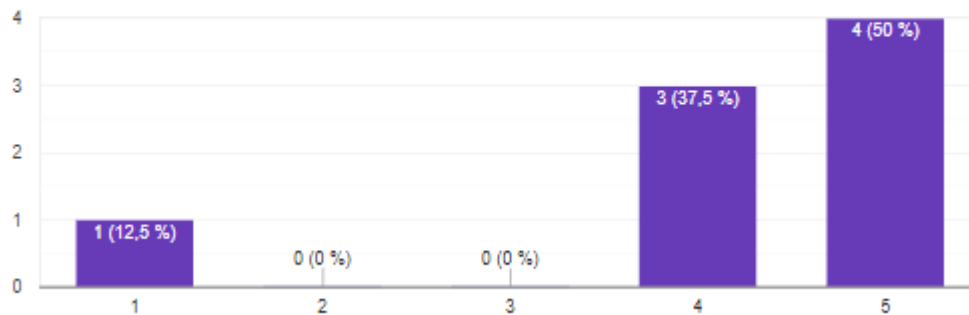
8 răspunsuri



Variant 5 was chosen by 7 teachers (87.5%) and variant 2 by one teacher (12.5%)

Organizational aspects: 3. Working sessions

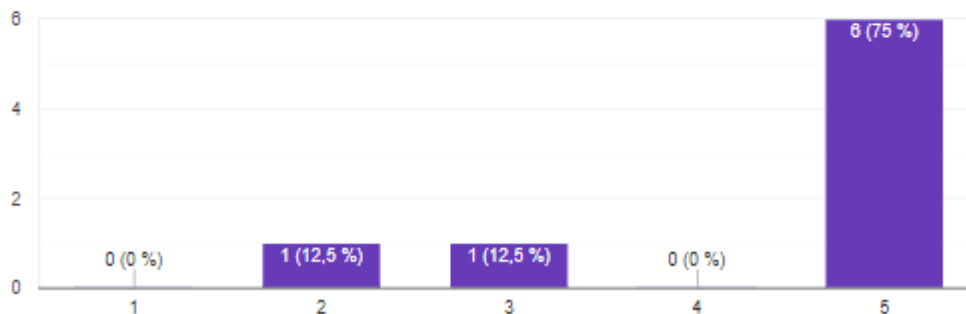
8 răspunsuri



Half of the participating - 4 teachers chose variant 5 (50% of the total), 3 persons (37.5%) chose variant 4 and one teacher chose variant 1 (12.5%).

Organizational aspects: 4. Role of coordinator

8 răspunsuri

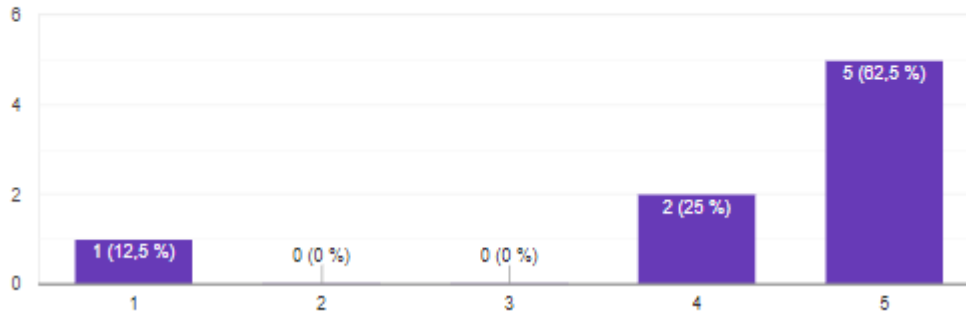


6 teachers (75% of the total) appreciated the **role of coordinator** with 5 and 1 teachers each (12.5%) variant 2 and variant 3.

Organizational aspects: 5. Group dynamics



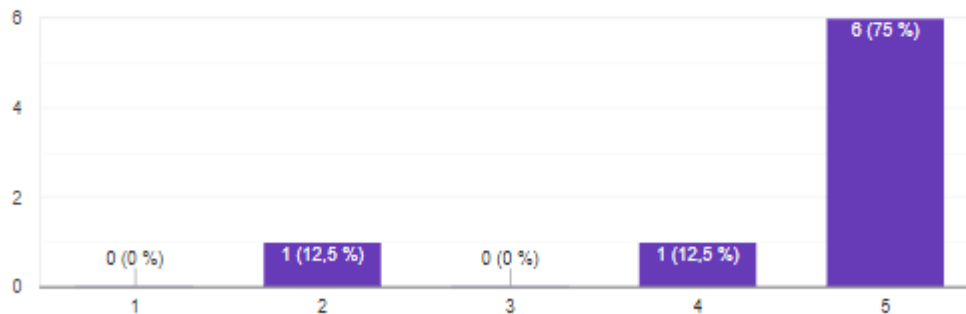
8 răspunsuri



Group dynamics was appreciated with variant 5 by 5 teachers (62.5% of the total), with variant 4 by 2 teachers (25%) and with variant 1 by 1 teacher (12.5%).

Organizational aspects: 6. Schedule

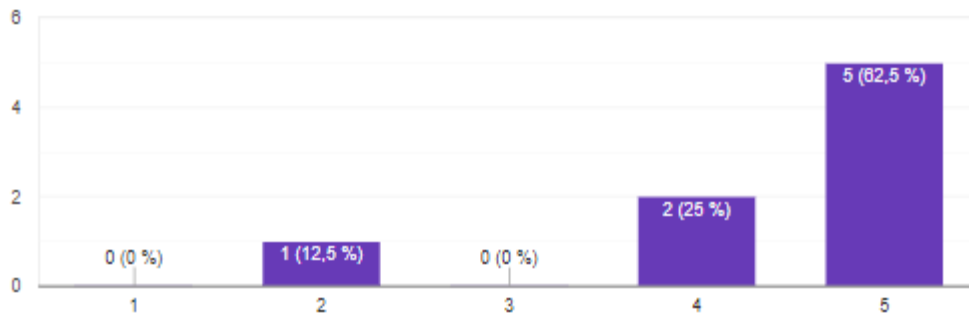
8 răspunsuri



To the item **Schedule**, the variant 5 was chosen by 6 persons (60% of the total) variant 4 by 2 persons and 3 and 2 by 1 person (10%) each of them.

Organizational aspects: 7. Time planning

8 răspunsuri

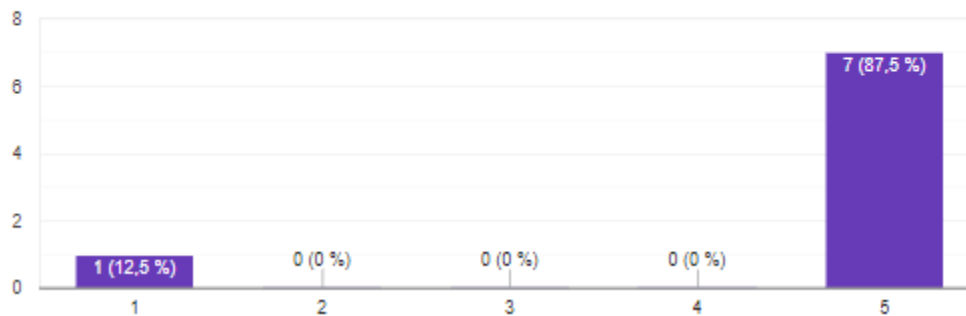


To this item, the majority of teachers (62.5%) have chosen variant 5, 2 teachers variant 4, and variant 2 was chosen only by a teacher.

Organizational aspects: 8. Meetings: logistics



8 răspunsuri

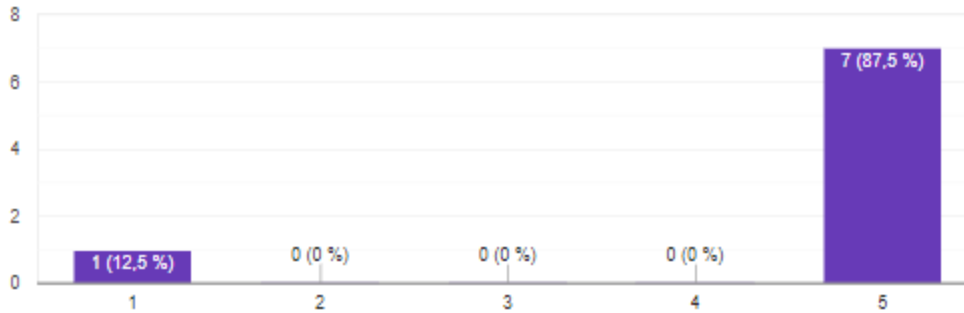


At this item, the majority of teachers (87.5%) have chosen variant 5, and variant 1 was chosen only by a teacher (12.5%).

How did the meeting correspond to your expectations : 1. Project monitoring



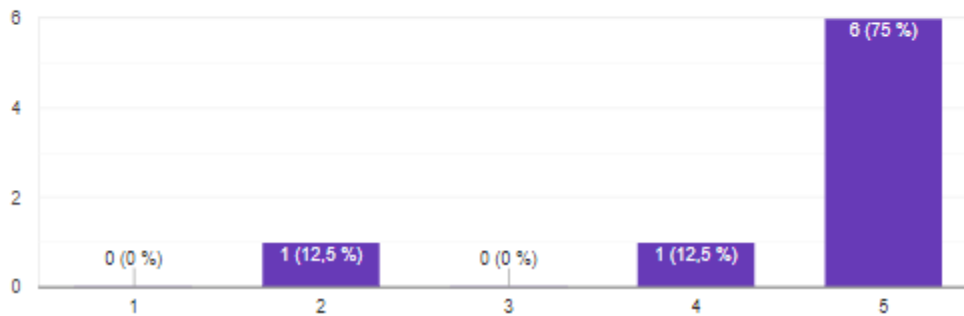
8 răspunsuri



The majority of the teachers, 7 (87.5%) have chosen variant 5, and variant 1 was chosen by 1 teacher (12.5%) .

How did the meeting correspond to your expectations : 2. Update Twinspace and web site

8 răspunsuri

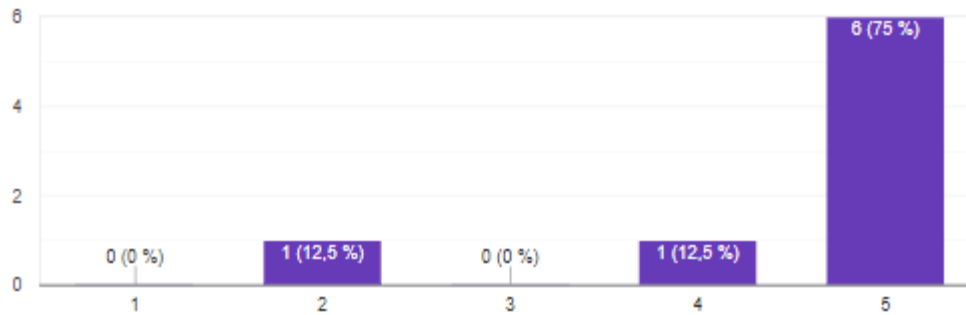


Most of the participating - 6 teachers chose variant 5 (75% of the total), and variants 2 and 4 were chosen by 1 person (12.5%) each.

How did the meeting correspond to your expectations : 3. Drafting the final report



8 răspunsuri



6 teachers (75%) were chosen variant 5 and variants 4 and 2 were chosen by 1 teacher (12.5%) each.

The strong points of the meeting were:

Please list strong points of this meeting.

7 răspunsuri

- Good work for final report
- Good connection with other participants
- Cooperation, team work, friendship
- Communication and socialising
- Group voooperation
- Everything
- Excellent group work!
- I have learnt a lot of interesting and useful things

The weak points of this meeting were:

Please list weak points of this meeting.

5 răspunsuri

We could be more efficient

None

Sharing one blanket; long lunch times cost time and for me it was too much food, even though yummi

NONE

Nothing

Was there something missing? / Other comments?

Was there something missing? / Other comments?

5 răspunsuri

nothing

Whales

No

NO