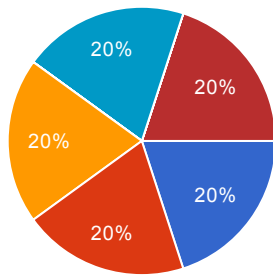


5 responses

[View all responses](#) [Publish analytics](#)

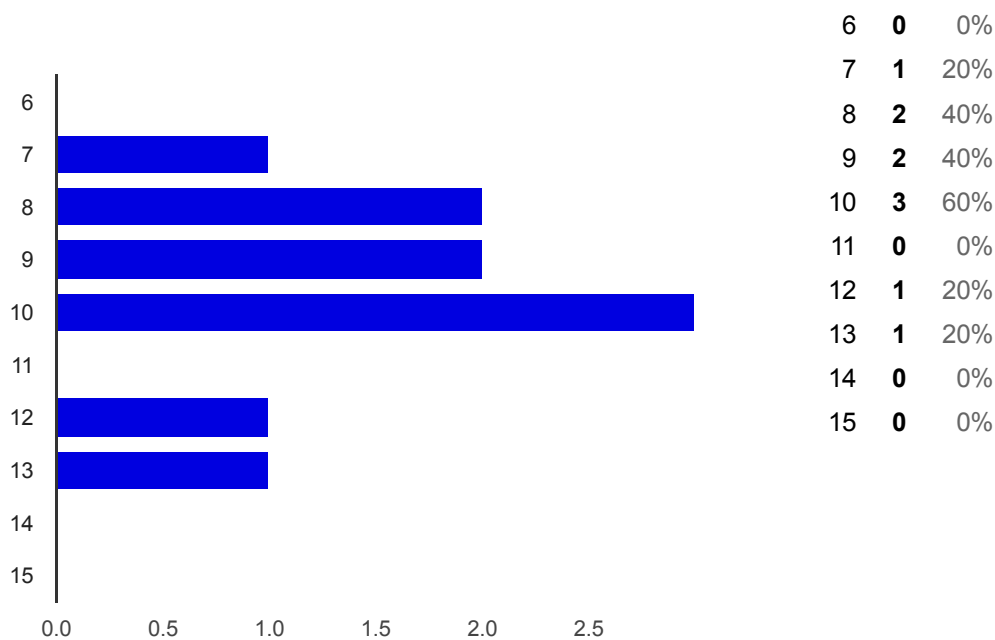
Summary

Where are you from?

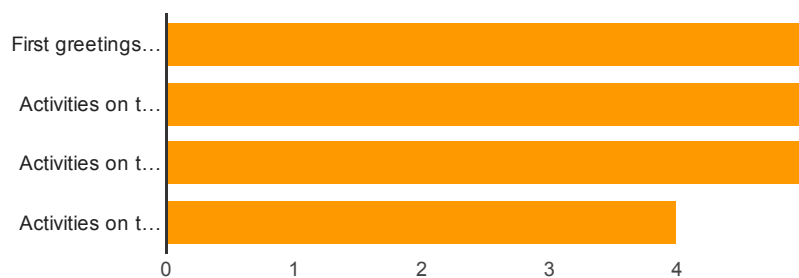


Macedonia	1	20%
Greece	1	20%
Spain	1	20%
Turkey	0	0%
Georgia	0	0%
Poznań, Poland	1	20%
Przysucha, Poland	0	0%
Lauria, Italy	0	0%
Venafro, Italy	1	20%
București, Romania	0	0%
Sălișteana de Sus, Romania	0	0%

How old are your students that participated in the project? (Check all the answers that apply)



In which activities did your students participate in? (Check all the answers that apply)



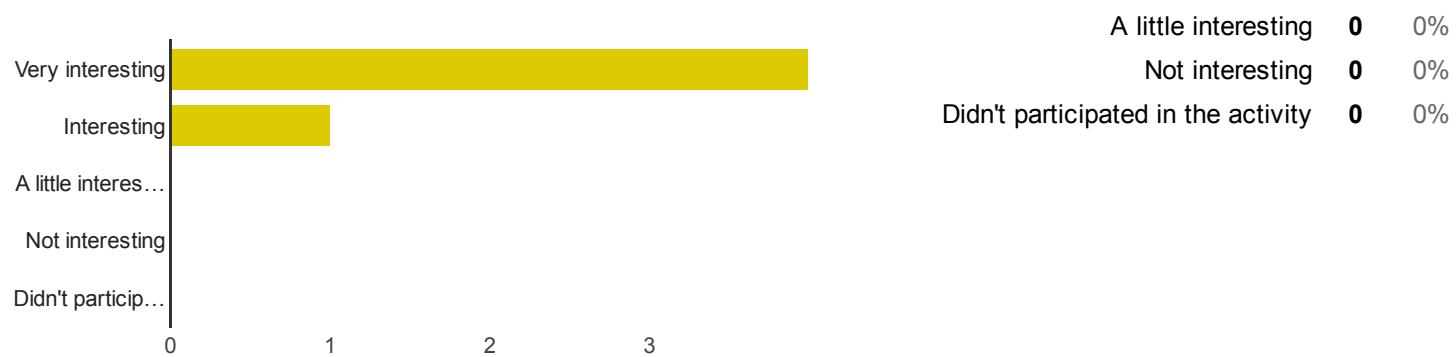
First greetings and introductions activities	5	100%
Activities on the topic - How technology influences our lives	5	100%
Activities on the topic - Privacy on the internet and the ups and downs of digital life	5	100%
Activities on the topic - Using technology in everyday teaching	4	80%

First greetings and introductions activities [How interesting were these activities for your students?]

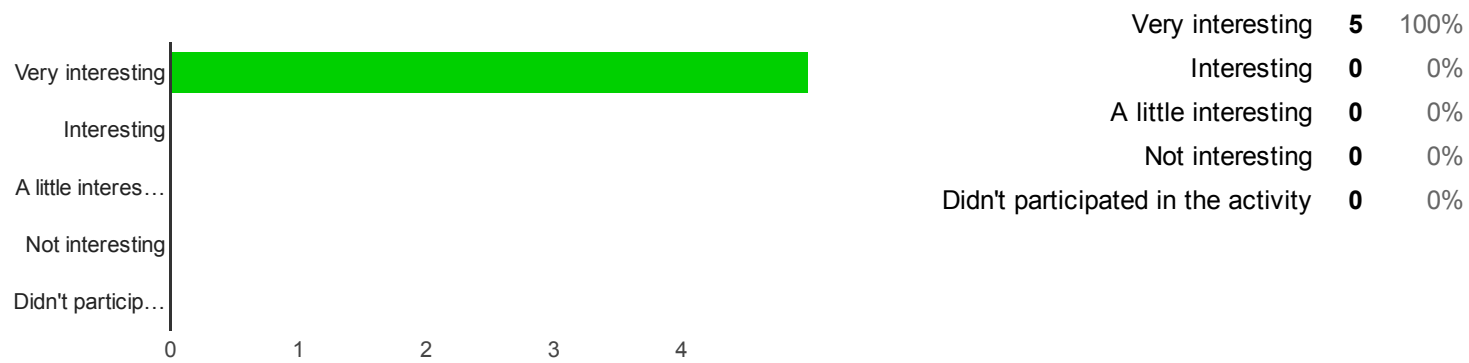


Activities on the topic - How technology influences our lives [How interesting were these activities for your students?]

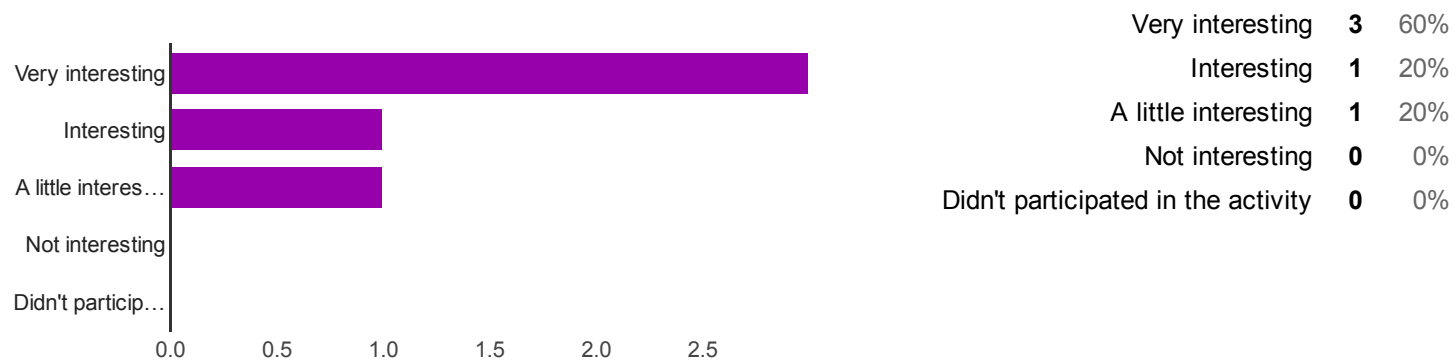
Very interesting	4	80%
Interesting	1	20%



Activities on the topic - Privacy on the internet and the ups and downs of digital life [How interesting were these activities for your students?]



Activities on the topic - Using technology in everyday teaching [How interesting were these activities for your students?]



How much do you think the project has increased your students' motivation?



How much do you think the students have improved their digital skills due to the project?

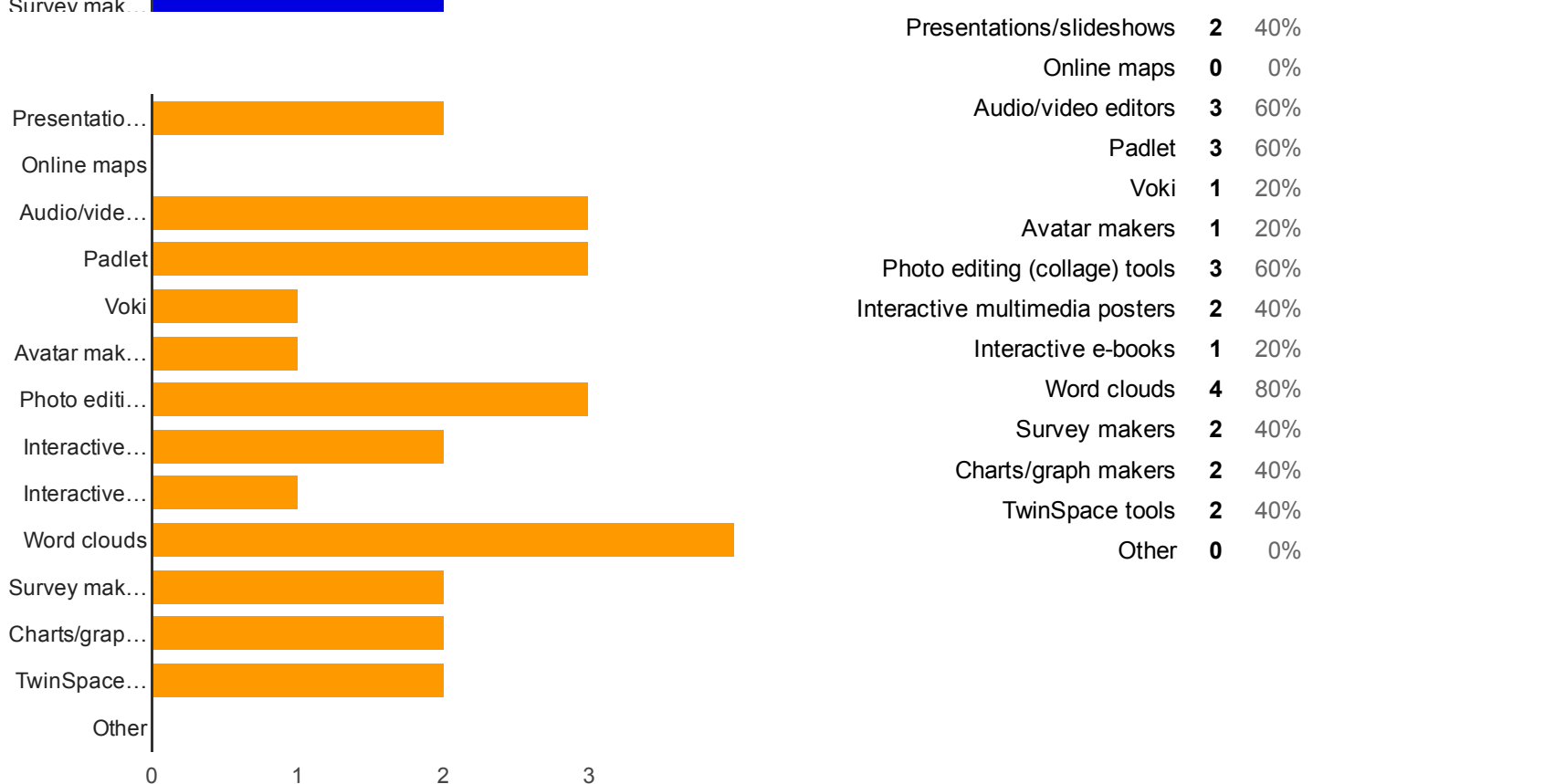
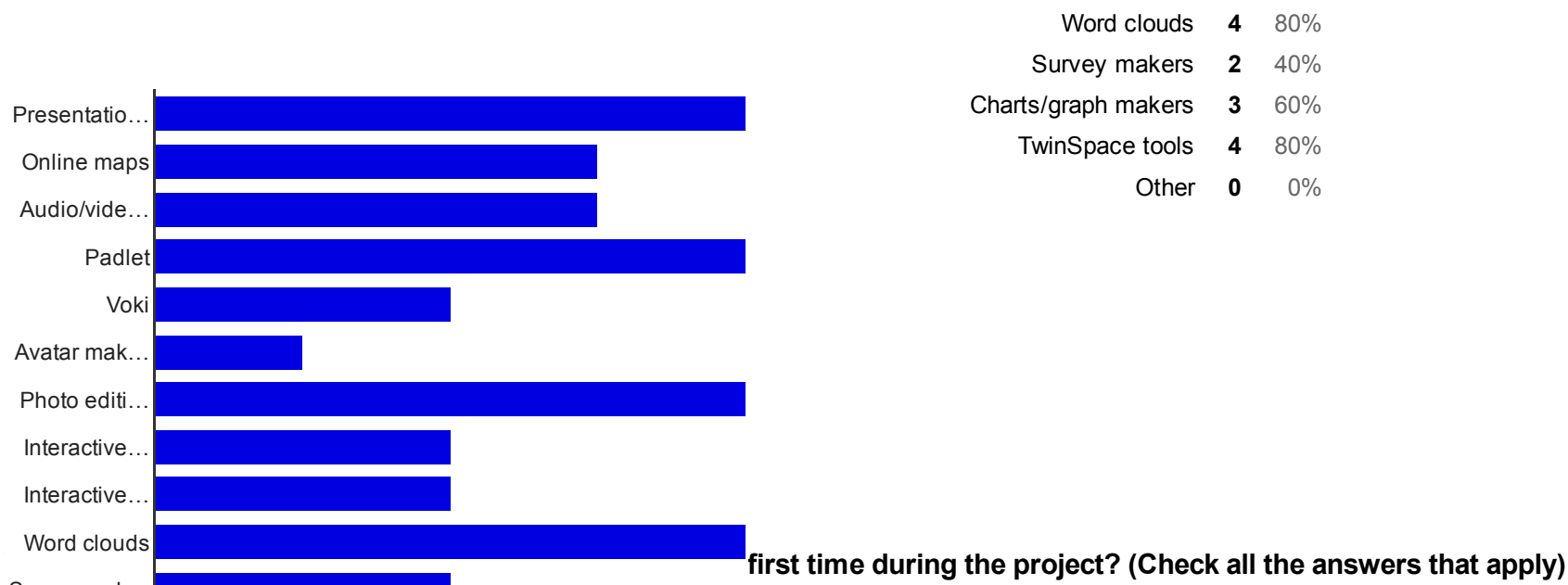


Do you think the project has helped the students to work together as a team?

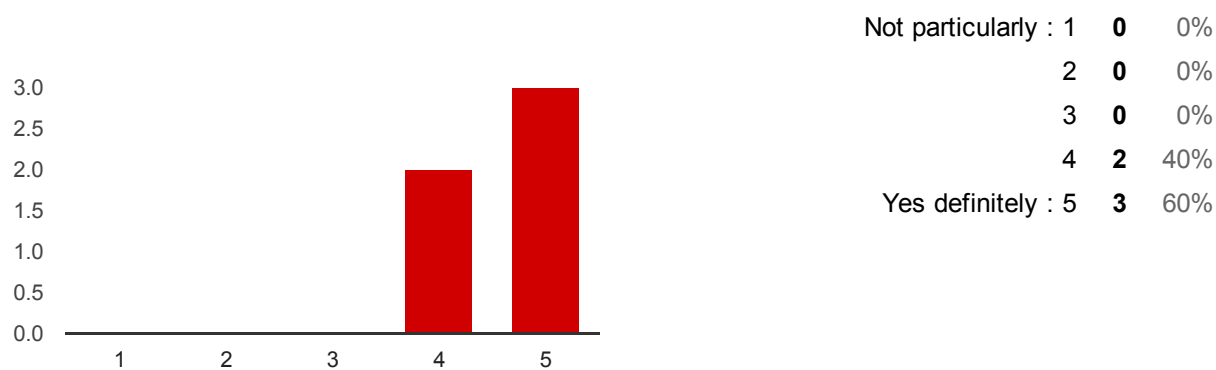


Which ICT and web 2.0 tool did your students use during the project? (Check all the answers that apply)

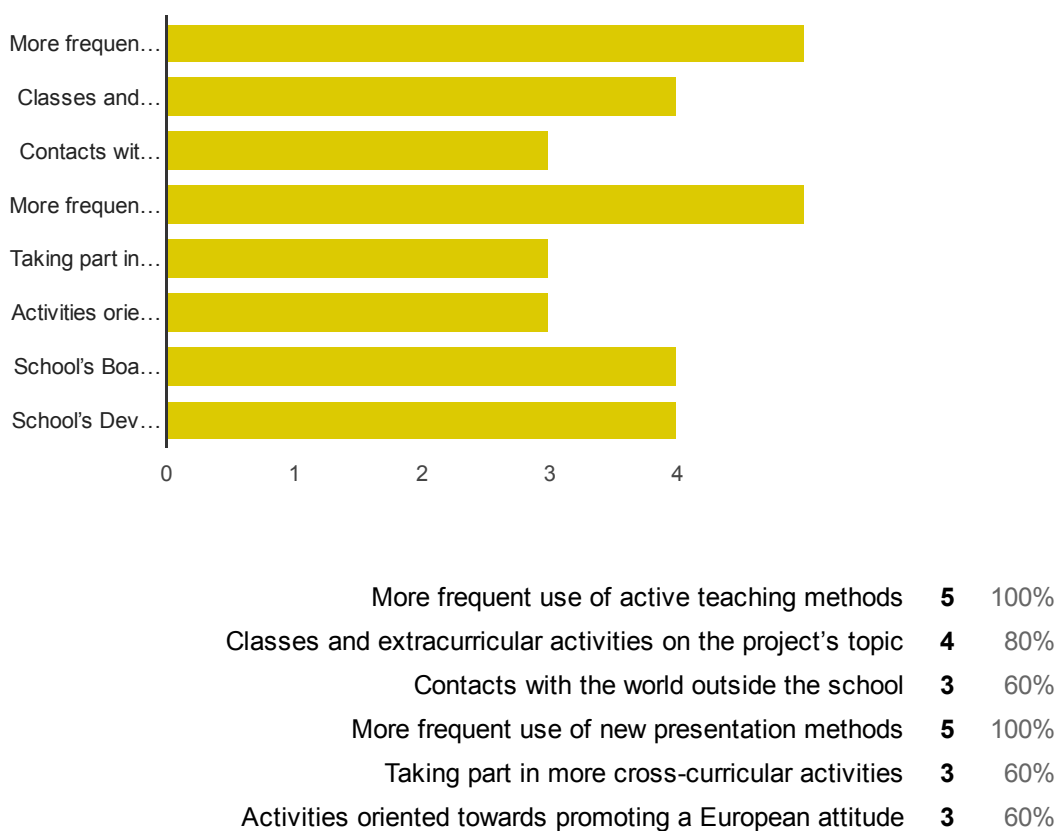
Presentations/slideshows	4	80%
Online maps	3	60%
Audio/video editors	3	60%
Padlet	4	80%
Voki	2	40%
Avatar makers	1	20%
Photo editing (collage) tools	4	80%
Interactive multimedia posters	2	40%
Interactive e-books	2	40%



Do you think your students improved their digital skills by using different ICT and web 2.0 tools during the project?

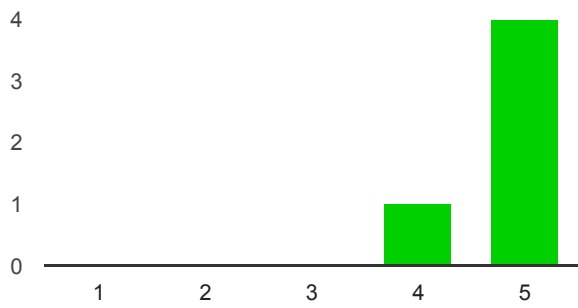


The project improved your teaching skills and was embedded in the curriculum (Check all the answers that apply)



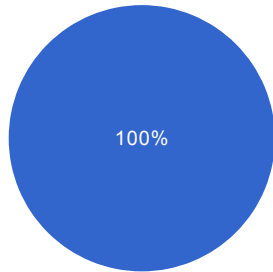
School's Board approved the project **4** 80%
 School's Development Plan includes projects and activities at European level **4** 80%

Did you enjoy the project?



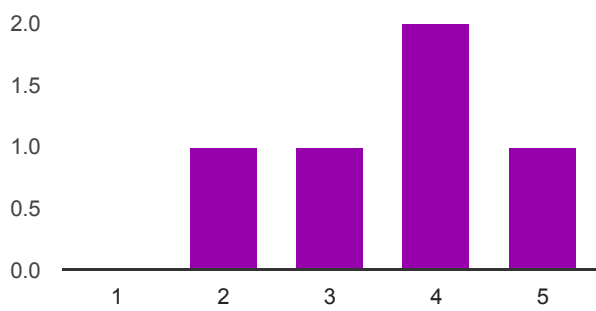
Not particularly: 1	0	0%
2	0	0%
3	0	0%
4	1	20%
Yes, definitely: 5	4	80%

Did you participate in all the project tasks?



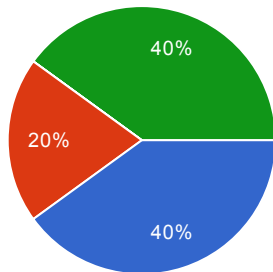
100%	5	100%
90%	0	0%
70%	0	0%
50%	0	0%
30%	0	0%
10%	0	0%

Do you consider that there was cooperation and collaboration between project partners?



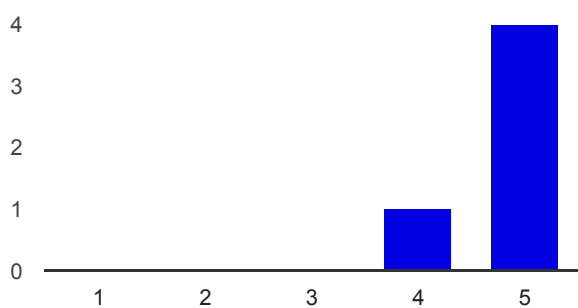
Not particularly: 1	0	0%
2	1	20%
3	1	20%
4	2	40%
Yes, definitely: 5	1	20%

Do you consider that the project has achieved its objectives?



100%	2	40%
90%	1	20%
70%	0	0%
50%	2	40%
30%	0	0%
10%	0	0%

Would you like to participate in other eTwinning projects like this one in the future?



Not particularly: 1	0	0%
2	0	0%
3	0	0%
4	1	20%
Yes, definitely: 5	4	80%

What would you change in future projects to make them more interesting?

I'd like usign eTwinning Live meeting online

create common tasks, pupils/students from different countries make different teams, for example: 2-3 people from each country in one team

Promote collaborative activities. Online activities, made between all partners etwinning. I am interested to repeat a eTwinning project with you.

Plan collaborative activities with multicultural groups of students. Share responsibilities evenly between partner-schools.

Increasing students' interaction with students form other countries.