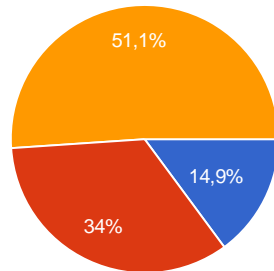


# 49 réponses

[Afficher toutes les réponses](#)

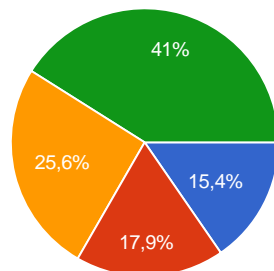
## Résumé

### Are you interested in ecology?



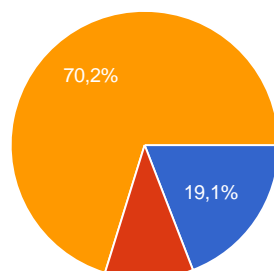
yes	7	14.9 %
no	16	34 %
a little bit	24	51.1 %

### What do you think of feedlots?



I agree	6	15.4 %
I don't agree	7	17.9 %
I don't care	10	25.6 %
I didn't know about it	16	41 %

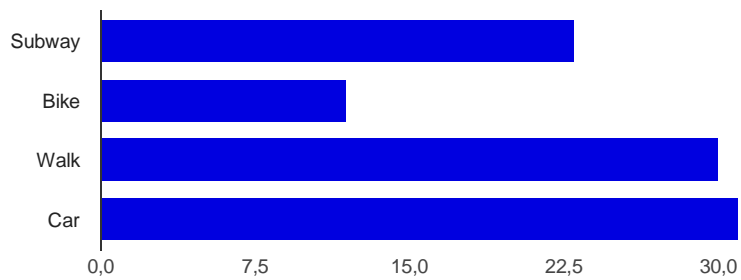
### Do you eat organic food?



yes	9	19.1 %
-----	---	--------

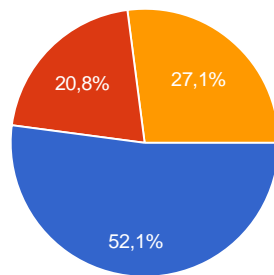
no	<b>5</b>	10.6 %
sometimes	<b>33</b>	70.2 %

### What kind of transport do you use?



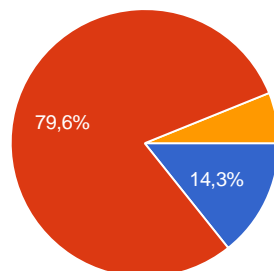
Subway	<b>23</b>	46.9 %
Bike	<b>12</b>	24.5 %
Walk	<b>30</b>	61.2 %
Car	<b>31</b>	63.3 %

### Do you recycle plastic, paper and glass at home?



yes	<b>25</b>	52.1 %
no	<b>10</b>	20.8 %
not all of them	<b>13</b>	27.1 %

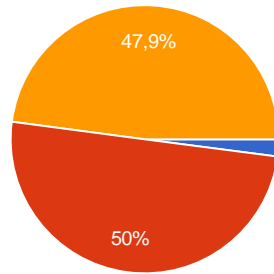
### How much do you know about global warming?



Absolutely nothing	<b>7</b>	14.3 %
A bit	<b>39</b>	79.6 %

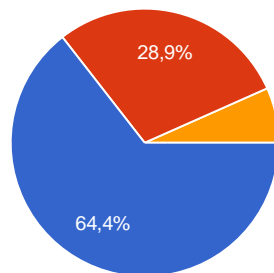
Everything **3** 6.1 %

### How long do you spend in the shower ?



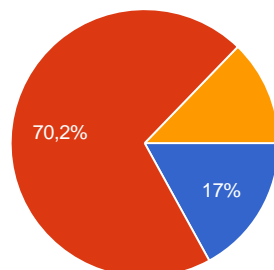
Less than 5 min **1** 2.1 %  
 More than 15 min **24** 50 %  
 More than 30 min **23** 47.9 %

### Do you wear conscious clothes?



No it's ridiculous **29** 64.4 %  
 Sometimes **13** 28.9 %  
 Sure **3** 6.7 %

### Do you use your car in the city?



Yes it's more convenient **8** 17 %  
 It depends on where I go **33** 70.2 %  
 No I prefer public transport **6** 12.8 %

## Nombre de réponses quotidiennes

