

gregoiresoazig@gmail.com ▼

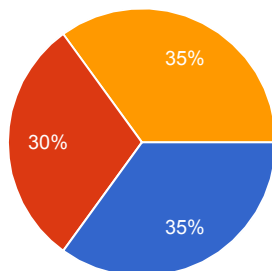
[Modifier ce formulaire](#)

# 20 réponses

[Afficher toutes les réponses](#)[Publier les données analytiques](#)

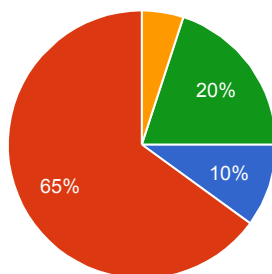
## Résumé

### Are you interested in ecology?



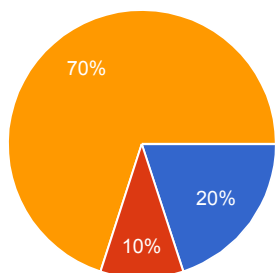
|              |   |      |
|--------------|---|------|
| yes          | 7 | 35 % |
| no           | 6 | 30 % |
| a little bit | 7 | 35 % |

### What do you think of feedlots?



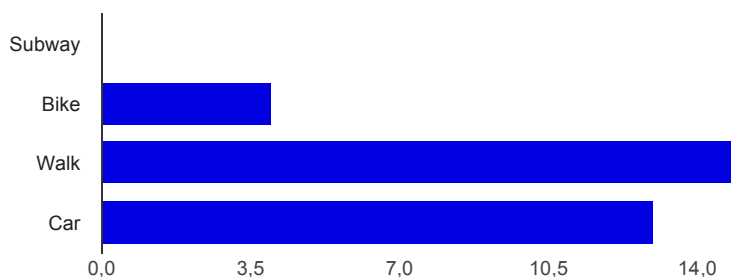
|                        |    |      |
|------------------------|----|------|
| I agree                | 2  | 10 % |
| I don't agree          | 13 | 65 % |
| I don't care           | 1  | 5 %  |
| I didn't know about it | 4  | 20 % |

### Do you eat organic food?



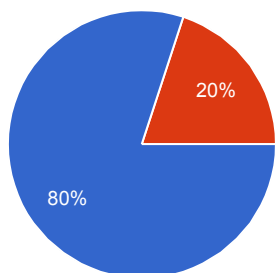
sometimes **14** 70 %

**What kind of transport do you use?**



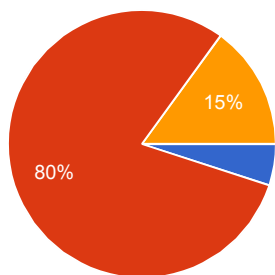
Subway **0** 0 %  
 Bike **4** 20 %  
 Walk **15** 75 %  
 Car **13** 65 %

**Do you recycle plastic, paper and glass at home?**



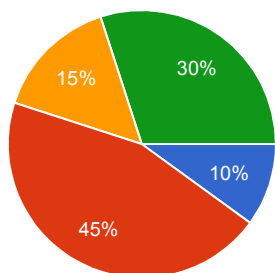
yes **16** 80 %  
 no **4** 20 %  
 not all of them **0** 0 %

**How much do you know about global warming?**



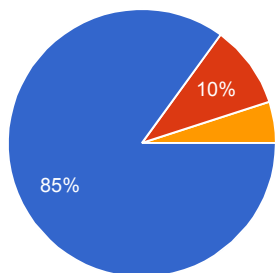
Everything 3 15 %

**How long do you spend in the shower ?**



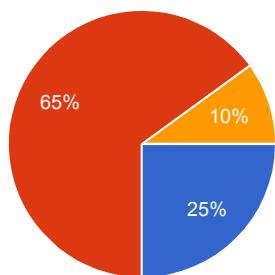
Less than 5 min 2 10 %  
 More than 15 min 9 45 %  
 More than 30 min 3 15 %  
 about 10 min 6 30 %

**Do you wear conscious clothes?**



No it's ridiculous 17 85 %  
 Sometimes 2 10 %  
 Sure 1 5 %

**Do you use your car in the city?**



It depends on where I go    13    65 %  
 No I prefer public transport    2    10 %

### Nombre de réponses quotidiennes

